

---

# **FLAT RATE TIME CHART**

---

**HONDA MOTORCYCLE**

**MODEL**

**C90. C201. CD90. CM91. CT90**



**HONDA MOTOR CO., LTD.**  
**SERVICE DIVISION**

# HOW TO USE THIS CHART

## 1. PURPOSE

This Flat Rate Time Chart is provided for the purpose of standardizing the time for work covered by Warranty Claim as specified in the Service Manual, Policy & Guide. No matter how long the actual time expended is, the Flat Rate Time shall be used for computing the labor charge. This may also be utilized for figuring out the charges of regular customer works.

## 2. BASIC CONDITIONS

The contents of this Chart have been arranged on the basis of the following conditions:

- A. Full set of common tools and special tools are available and ready for immediate use by the mechanics.
- B. Service work is done according to the instruction in the Shop Manual.
- C. The indicated times have been compiled from average times recorded by mechanics having from 6 months to 1 year Honda experience.
- D. This Chart prescribes only the times required for individual jobs.

## 3. JOB NUMBER

Each job is numbered for easy reference. The first group of job numbers (E02 for example) is the reference number of each component block and the second group (-12 for example) basically relates to reference number of each item indicated on diagram except for numbers over 50 which are not indicated on the diagram.

## 4. FLAT RATE TIME

The Flat Rate Time (abbreviated as FRT), the time allowed for performing each job, is shown in hours and tenth of an hour.

**Example:** 11.5 = 11 hours 30 minutes

0.3 = 18 minutes

## 5. LABOR CHARGE

The labor charge shall be computed by using the hourly labor rate specified by Honda. Distributors are responsible for computing the labor charge.

## 6. UNIT

The figure in the column of "Unit" indicates the number of pieces to which the FRT applies, e. g. Unit 2 FRT 1.0 means 1 hour shall cover replacing 2 pieces.

## 7. RELATIONSHIP WITH PARTS LIST

Reference numbers of component blocks and parts as well as diagrams are based on Parts List. Therefore, reference to Parts List may easily be done. Please note that part numbers are indicated for reference purpose only. For placement of orders be sure to refer to Parts List and Parts News.

## 8. HOW TO FIGURE TIME FOR MULTIPLE JOB

When two or more job units are performed simultaneously :

- A. When the job units are unrelated and not overlapping, the time for each job shall be totaled.

**Example :** Replacement of Piston and Needle Jet

Job No.	Description	Part No.	Unit	FRT
E 02-07	PISTON (STD) .....	13101-028-050	1	1.0
E 13-05	JET, needle (Keihin) .....	16133-028-015	1	0.5

The above two shall be totaled :  $1.0 + 0.5 = 1.5$

- B. When the job units are related and overlapping :

- (1) the time for the last job shall be applied ;

**Example :** Replacement of Piston, Piston Rings and Connecting Rod

Job No.	Description	Part No.	Unit	FRT
E 02-07	PISTON (0.25) .....	13102-028-050	1	1.0
E 02-10	RING SET, piston (0.25) .....	13020-028-020	1	1.0
E 02-05	ROD, connecting .....	13201-028-000	1	3.5

The last job : 3.5 (E 02-05)

- (2) or, the time for the most major job (the job which requires the longest time) shall be applied.

**Example :** Replacement of Cylinder Head, Cylinder Head Gasket and Cylinder

Job No.	Description	Part No.	Unit	FRT
E 01-02	HEAD, cylinder .....	12200-028-090	1	1.1
E 01-10	GASKET, cylinder Head .....	12251-028-030	1	0.5
E 01-01	CYLINDER .....	12100-028-120	1	0.9

The most major job : 1.1 (E 01-02)

- C. When the job units are overlapping partly, reduce the time of the overlapping job from the total.

**Example :** Replacement of Cylinder Head and Right Crankcase

Job No.	Description	Part No.	Unit	FRT
E 01-02	HEAD, cylinder .....	12200-028-090	1	1.1
E 05-01	CRANKCASE, right .....	11100-028-090	1	2.6
G 04-01	Engine Removal & Mounting .....		1	0.4

Engine Removal & Mounting is overlapping, therefore,  $1.1 + 2.6 - 0.4 = 3.3$

## 9. VALIDITY

The Flat Rate Times in this Chart will be effective from May 1, 1967. In the event any changes are made to the Flat Rate Time, it will be proceeded by announcement.

**May, 1967**

**Foreign Service Dept.  
HONDA MOTOR COMPANY LTD.**

# I N D E X

Ref. No.	Component Block	Page	Page in Parts List	
<b>GENERAL SERVICE</b>			<b>C90</b>	<b>C 201 CM91 CT90</b>
G .....	General Service .....	1	-	-
<b>REPLACEMENT OF PARTS</b>				
<b>ENGINE GROUP</b>				
E-1 .....	Cylinder • Cylinder Head .....	2	2	2
E-2 .....	Crankshaft • Piston .....	4	6	6
E-3 .....	Camshaft • Valve .....	4	8	8
E-4 .....	Cam Chain • Chain Tensioner .....	6	10	10
E-5 .....	Crankcase • Cylinder Stud .....	6	12	12
E-6(1) .....	Clutch (C90/CM91/CT90) .....	8	14	14
E-6(2) .....	Clutch (C201/CD90) .....	10	-	18
E-7 .....	Transmission .....	12	18	20
E-8 .....	Kick Starter .....	14	20	24
E-9 .....	Gear Shift .....	14	22	26
E-10 .....	Left Crankcase Cover • Dynamo .....	16	24	28
E-11 .....	Right Crankcase Cover • Oil Pump .....	18	26	30
E-12 .....	Contact Breaker • Advancer .....	16	32	38
E-13 .....	Carburetor .....	20	32	38
<b>C90 FRAME GROUP</b>			<b>C90</b>	
F-1 .....	Steering Handle .....	22	34	
F-2 .....	Front Cushion .....	24	38	
F-3 .....	Front Fork • Front Fender .....	26	42	
F-4 .....	Front Cushion • Air Cleaner .....	28	46	
F-5 .....	Fuel Tank • Seat .....	28	50	
F-6 .....	Frame Body .....	30	54	
F-7 .....	Stand • Step • Muffler .....	32	56	
F-8 .....	Rear Fork • Chain Case .....	34	60	
F-9 .....	Rear Cushion .....	30	64	
F-10 .....	Front Wheel .....	36	66	
F-11 .....	Rear Wheel .....	38	70	
F-12 .....	Head Light • Tail Light .....	40	72	
F-13 .....	Winker .....	40	74	
F-14 .....	Wire Harness • Battery .....	42	76	
<b>C201/CD90 FRAME GROUP</b>			<b>C201 CD90</b>	
F-1 .....	Handle .....	44	46	
F-2 .....	Front Cushion .....	46	48	
F-3 .....	Front Fork .....	48	50	
F-4 .....	Fuel Tank .....	50	54	
F-5 .....	Frame Body • Seat .....	50	56	
F-6 .....	Air Cleaner .....	52	58	

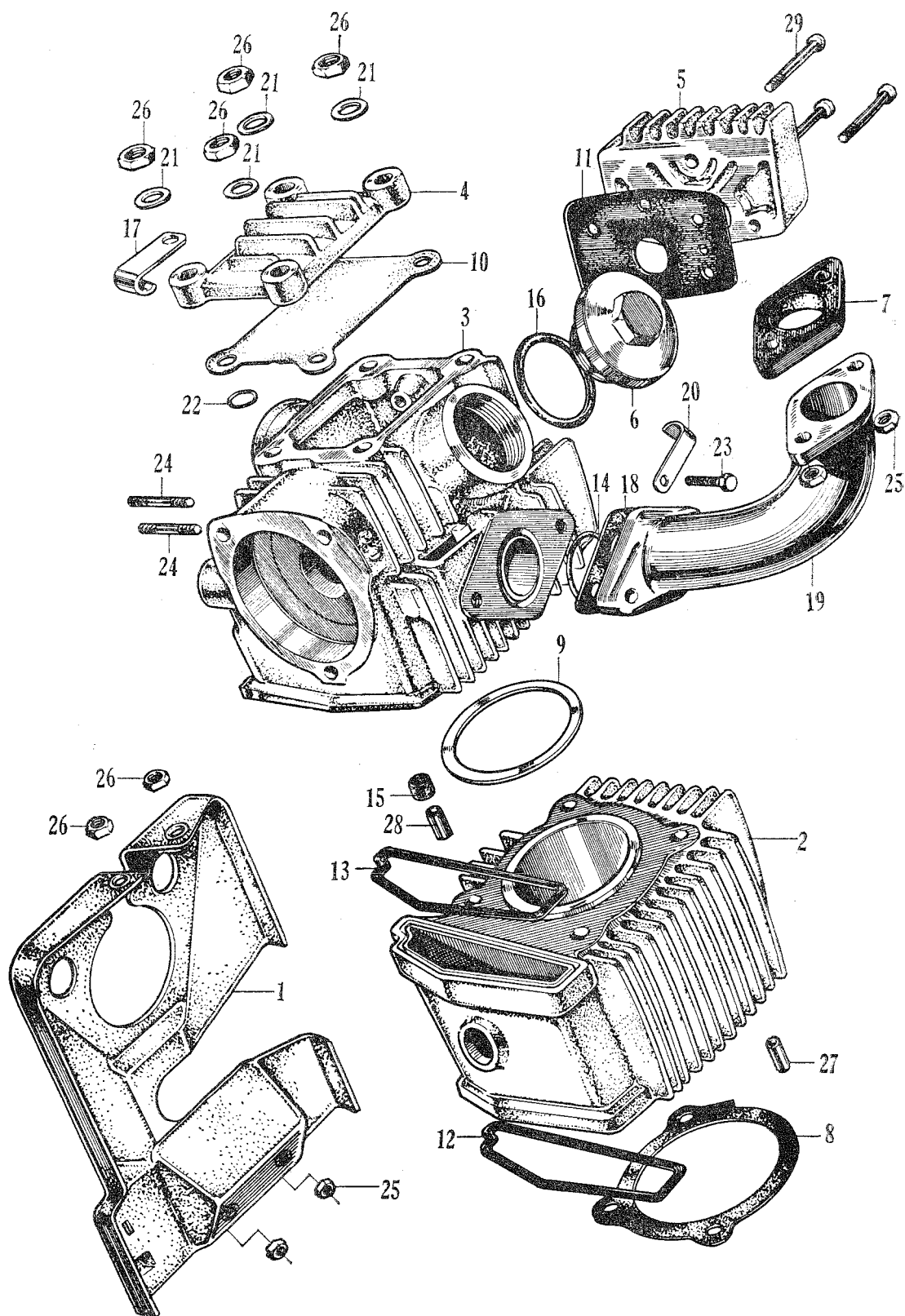


Ref. No.	Component Block	Page	Page in Parts List
			<b>C201 CD90</b>
F-7	Stand • Step	52	60
F-8	Muffler	52	62
F-9	Rear Fork • Chain Case	54	64
F-10	Rear Cushion	56	66
F-11	Front Wheel	58	68
F-12	Rear Wheel	60	70
F-13	Head Light	62	74
F-14	Tail Light • Winker	64	78
F-15	Wire Harness • Winker Switch	62	80
<b>CM91 FRAME GROUP</b>			<b>CM91</b>
F-1	Handle	66	42
F-2	Front Cushion	68	46
F-3	Front Fork • Front Fender	70	48
F-4	Fuel Tank • Seat	72	52
F-5	Frame Body	74	54
F-6	Air Cleaner	76	58
F-7	Stand • Step	76	60
F-8	Exhaust Pipe • Muffler	78	62
F-9	Front Wheel	80	64
F-10	Rear Wheel	82	66
F-11	Rear Fork • Chain Case	84	63
F-12	Rear Cushion	86	70
F-13	Head Light • Tail Light	88	72
F-14	Front Winker • Rear Winker	88	78
F-15	Horn Button • Winker Switch	90	80
F-16	Wire Harness • Battery	90	82
<b>CT90 FRAME GROUP</b>			<b>CT90</b>
F-1	Handle	92	32
F-2	Front Cushion	94	36
F-3	Front Fork	96	38
F-4	Fuel Tank • Carrier	98	42
F-5	Frame Body	100	46
F-6	Air Cleaner	100	46
F-7	Stand • Step	102	48
F-8	Exhaust Pipe • Muffler	104	50
F-9	Rear Fork	106	52
F-10	Rear Cushion	108	54
F-11	Front Wheel	110	56
F-12	Rear Wheel	112	60
F-13	Horn • Winker Switch	114	64
F-14	Head Light • Tail Light	114	66
F-15	Wire Harness	116	68

**G General Service**

Job No.	Description	Unit	FRT	Labor Charge
			<b>C 90</b> <b>C 201</b> <b>CD90</b> <b>CM 91</b> <b>CT 90</b>	
<b>G 01-01</b>	Complete Overhaul .....	1	11.0	
<b>G 01-02</b>	Engine Overhaul .....	1	4.5	
<b>G 01-03</b>	Frame Overhaul .....	1	6.5	
<b>G 02-01</b>	Carburetor Idling Adjustment .....	1	0.2	
<b>G 02-02</b>	Tappet Clearance Adjustment .....	1	0.2	
<b>G 02-03</b>	Point Clearance Adjustment .....	1	0.2	
<b>G 02-04</b>	Ignition Timing Adjustment .....	1	0.3	
<b>G 02-05</b>	Clutch Adjustment .....	1	0.2	
<b>G 02-06</b>	Horn Adjustment .....	1	0.2	
<b>G 02-07</b>	Front Brake Adjustment .....	1	0.2	
<b>G 02-08</b>	Rear Brake Adjustment .....	1	0.2	
<b>G 02-09</b>	Rear Cushion Adjustment .....	1	0.2	
<b>G 02-10</b>	Drive Chain Adjustment .....	1	0.4	
<b>G 03-01</b>	Oil Pump Cleaning .....	1	0.7	
<b>G 03-02</b>	Oil Filter Cleaning .....	1	0.4	
<b>G 03-03</b>	Air Cleaner Cleaning.....	1	0.2	
<b>G 04-01</b>	Engine Removal & Mounting .....	1	0.3	
	(Time for this job is included in the engine jobs of over 0.4 hour)			

# E - 1 Cylinder · Cylinder Head



**E - 1 Cylinder · Cylinder Head****ENGINE GROUP**

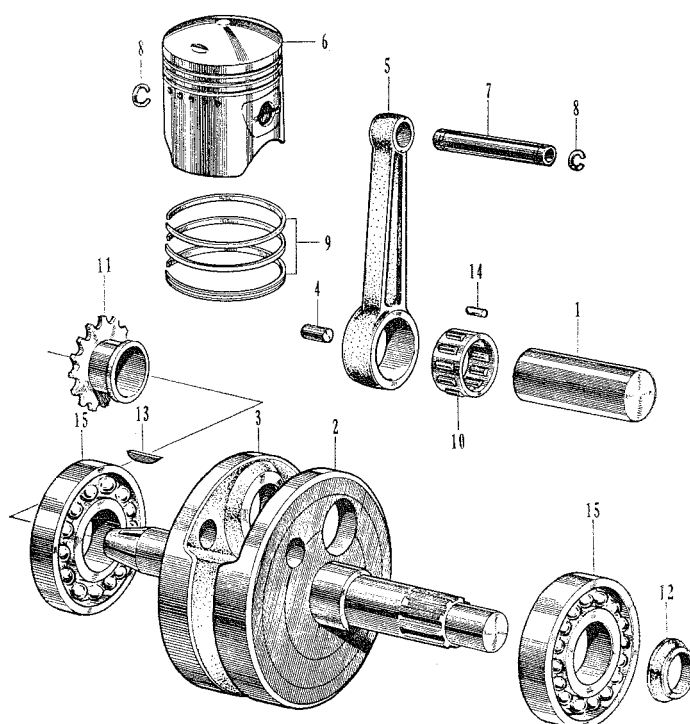
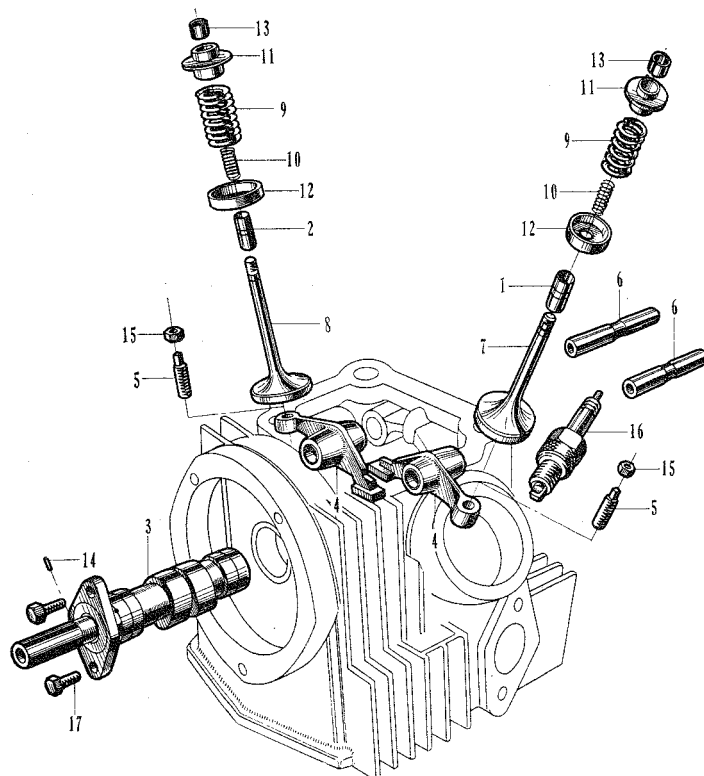
Job No.	Description	Part No.	Unit				FRT	Labor Charge
			C 90	CD 90	CM 91	CT 90		
E01-01	GUARD, dust .....	11911-046-000	-	-	1	-	0.2	
E01-01	MUDGUARD, engine .....	11911-053-000	-	-	-	1	0.2	
E01-02	CYLINDER .....	12100-028-120	1	1	1	1	0.7	
E01-03	HEAD, cylinder .....	12200-028-090	1	1	1	1	1.0	
E01-04	COVER, cylinder head.....	12301-028-000	1	1	1	1	0.5	
E01-05	COVER, rocker arm side .....	12331-028-010	1	1	1	1	0.2	
E01-06	CAP, tappet adjusting hole .....	12361-028-000	2	2	2	2	0.1	
E01-51	GASKET, carburetor .....	16201-046-000	1	-	1	1	0.3	
E01-07	INSUATOR, carburetor .....	16211-046-000	1	-	1	1	0.3	
E01-08	GASKET, cylinder .....	12191-028-020	1	1	1	1	0.5	
E01-09	GASKET, cylinder head.....	12251-028-030	1	1	1	1	0.5	
E01-10	GASKET, cylinder head cover.....	12391-028-000	1	1	1	1	0.5	
E01-11	GASKET, rocker arm side cover .....	12394-028-010	1	1	1	1	0.2	
E01-12	GASKET A, cam chain chamber .....	12901-028-020	1	1	1	1	0.5	
E01-13	GASKET B, cam chain chamber .....	12902-028-020	1	1	1	1	0.5	
E01-14	O RING, 27×2 .....	91301-028-000	-	1	-	-	0.2	
E01-15	GASKET, cylinder stud.....	12261-028-000	1	1	1	1	0.9	
E01-16	O RING, 33.5×3 .....	91302-200-000	2	2	2	2	0.2	
E01-17	CLIP, overflow tube .....	16245-046-000	1	-	1	1	0.1	
E01-18	GASKET, inlet pipe.....	17119-046-000	1	-	1	1	0.2	
E01-52	INSULATOR, inlet pipe.....	16212-046-000	1	-	-	-	0.2	
E01-19	PIPE, inlet .....	17111-046-020	1	-	1	1	0.2	
		17111-052-000	-	1	-	-	0.2	
E01-20	CLIP, high tension cord.....	32906-028-000	1	1	1	1	0.1	
E01-21	WASHER, 8 mm .....	90483-028-000	3	4	4	4	0.1	
E01-22	O RING, 7.2×2.2 .....	91304-028-000	-	1	1	1	0.5	
23	BOLT, hex., 6×22.....	92000-06022	2	-	2	2		
	BOLT, hex., 6×32.....	92000-06032	-	2	-	-		
24	BOLT, stud, 6×30 .....	92712-06030	2	2	2	2		
25	NUT, hex., 6 mm .....	94001-06000	2	2	4	2		
26	NUT, hex., 8 mm .....	94001-08000	3	4	6	6		
27	PIN, hollow, 10×14 .....	94301-10014	2	2	2	2		
28	PIN, hollow, 10×20 .....	94301-10020	1	1	1	1		
29	SCREW, cross., 6×20 .....	93500-06020	3	3	3	3		

Remarks: In the engine group C201 is same as CD 90.

**E - 2 Crankshaft · Piston / E - 3 Camshaft · Valve**

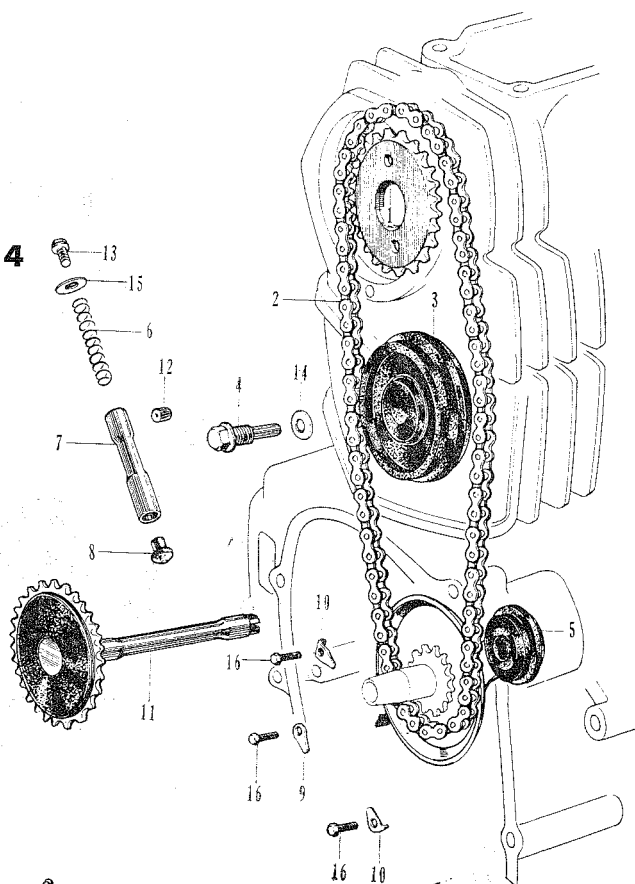
Job No.	Description	Part No.	Unit				FRT	Labor Charge
			C 90	CD 90	CM 91	CT 90		
E - 2								
E02-00	CRANKSHAFT ASSY. ....	13000-028-040	1	1	1	1	2.9	
E02-01	PIN, crank .....	13381-028-000	1	1	1	1	1.0	
E02-02	CRANKSHAFT, right .....	13310-028-070	1	1	1	1	2.9	
E02-03	CRANKSHAFT, left.....	13321-028-060	1	1	1	1	2.9	
E02-04	PLUG, crank pin sealing .....	90811-030-000	-	1	1	1	2.9	
E02-05	ROD, connecting .....	13201-216-000	-	1	1	1	2.9	
		13201-028-000	1	-	-	-	2.9	
E02-06	PISTON (STD) .....	13101-028-050	1	1	1	1	1.0	
E02-07	PIN, piston .....	13111-221-000	1	1	1	1	1.0	
E02-08	CLIP, piston pin .....	13115-200-000	2	2	2	2	1.0	
E02-09	RING SET, piston (STD) .....	13010-028-020	1	1	1	1	1.0	
E02-10	RETAINER, roller .....	13211-028-000	1	1	1	1	2.9	
E02-11	SPROCKET, timing .....	14311-028-010	1	1	1	1	2.9	
E02-12	COLLAR, 20 mm .....	22911-028-000	-	1	-	-	0.7	
		22911-046-000	1	-	1	1	0.7	
E02-13	KEY, woodruff, 4 mm .....	90741-253-000	1	1	1	1	0.5	
E02-14	ROLLER, 2.5×10 .....	91101-001-030	24	24	24	24	2.9	
E02-15	BEARING, ball, 6305 .....	96100-63050	2	2	2	2	2.9	
E - 3								
E03-01	GUIDE, inlet valve .....	12021-028-340	1	1	1	1	0.9	
E03-02	GUIDE, exhaust valve.....	12023-028-330	1	1	1	1	0.9	
E03-03	CAMSHAFT .....	14101-052-000	1	1	1	1	0.7	
E03-04	ARM, valve rocker .....	14431-028-010	2	2	2	2	0.5	
E03-05	SCREW, tappet adjusting .....	90012-200-000	2	2	2	2	0.2	
E03-06	SHAFT, rocker arm.....	14451-028-010	2	2	2	2	0.5	
E03-07	VALVE, inlet .....	14711-028-000	1	1	1	1	0.9	
E03-08	VALVE, exhaust .....	14721-028-600	1	1	1	1	0.9	
E03-09	SPRING, outer, valve .....	14751-028-010	2	2	2	2	0.9	
E03-10	SPRING, inner, valve .....	14761-028-020	2	2	2	2	0.9	
E03-11	RETAINER, valve spring.....	14771-030-000	2	2	2	2	0.9	
E03-12	SEAT, inner, valve spring (for exhaust side)	14776-028-000	1	1	1	1	0.9	
E03-13	COTTER, valve.....	14781-001-010	4	4	4	4	0.9	
E03-14	PIN, dowel, 3×5.2 .....	30905-216-000	1	1	1	1	0.2	
E03-15	NUT, tappet adjusting .....	90206-001-000	2	2	2	2	0.2	
E03-16	PLUG, spark .....	98066-56713	-	1	1	1	0.1	
		98066-56714	1	-	-	-	0.1	
17	BOLT, hex., 6×10.....	92000-06010	2	2	2	2		
	SEAL, valve stem (for exhaust side) .....	14730-028-000	-	1	1	1		
	CAP, valve stem seal (for exhaust side).....	14731-028-000	-	1	1	1		

# **E - 2 Crankshaft · Piston / E - 3 Camshaft · Valve**

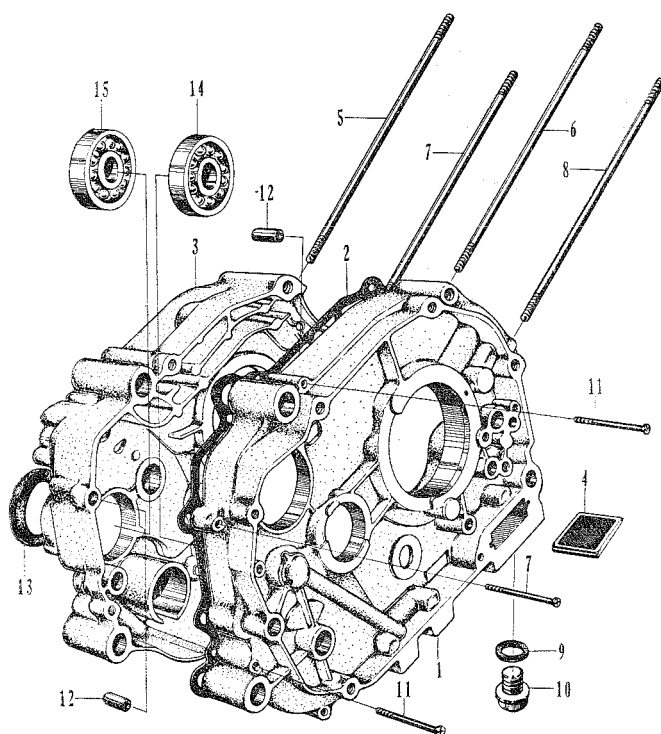
**E - 2**

**E - 3**


# E - 4 Cam Chain · Chain Tensioner / E - 5 Crankcase · Cylinder Stud

## E - 4



## E - 5



**E - 4 Cam Chain · Chain Tensioner / E - 5 Crankcase · Cylinder Stud**

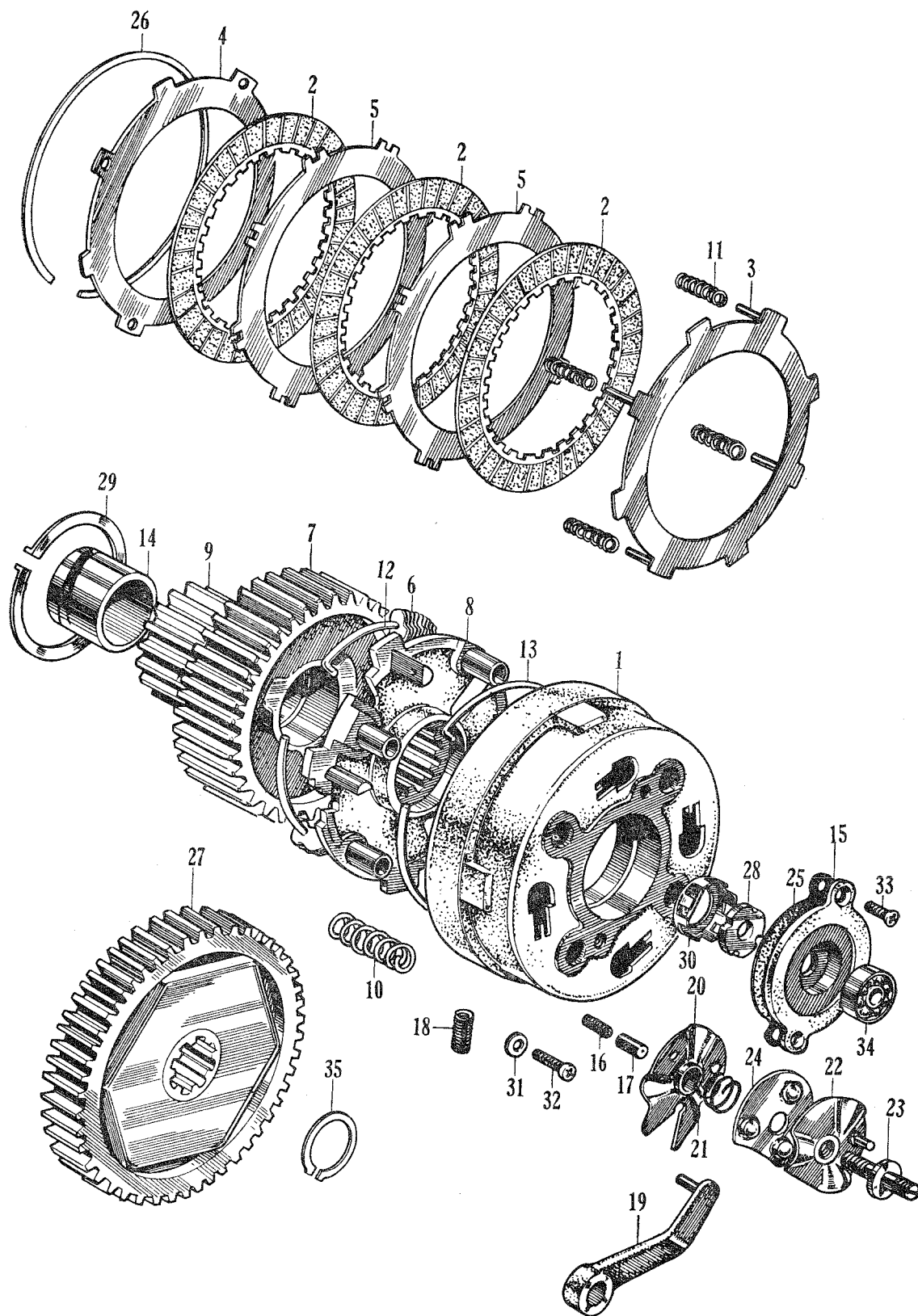
Job No.	Description	Part No.	Unit				FRT	Labor Charge
			C 90	CD 90	CM 91	CT 90		
<b>E - 4</b>								
E04-01	SPROCKET, cam .....	14321-028-000	1	1	1	1	1.0	
E04-02	CHAIN, cam .....	14401-028-003	1	1	1	1	1.0	
E04-03	ROLLER, cam chain guide.....	14610-028-010	1	1	1	1	1.1	
E04-04	PIN, guide roller .....	14615-035-000	1	1	1	1	1.1	
E04-05	TENSIONER, cam chain .....	14500-028-000	1	1	1	1	1.0	
E04-06	SPRING, tensioner .....	14541-028-020	1	1	1	1	0.2	
E04-07	ROD, tensioner push.....	14552-028-020	1	1	1	1	0.2	
E04-08	CUSHION tensioner.....	14561-028-010	1	1	1	1	0.2	
E04-09	PLATE A, tensioner setting.....	14592-028-010	1	1	1	1	0.5	
E04-10	PLATE B, tensioner setting.....	14593-028-010	2	2	2	2	0.5	
E04-11	SPROCKET, cam chain guide .....	14670-028-000	1	1	1	1	1.4	
E04-12	STRAINER, oil damper .....	14591-035-000	1	1	1	1	0.2	
E04-13	BOLT, sealing, 14 mm.....	90081-035-000	1	1	1	1	0.3	
E04-14	WASHER, 8 mm.....	90481-035-000	1	1	1	1	1.1	
E04-15	WASHER, sealing, 14 mm .....	90441-035-000	1	1	1	1	0.3	
16	BOLT, hex., 6×10.....	92000-06010	3	3	3	3		
<b>E - 5</b>								
E05-01	CRANKCASE, right.....	11100-052-020	1	1	1	1	2.4	
E05-02	GASKET, crankcase.....	11191-052-000	1	1	1	1	1.9	
E05-03	CRANKCASE, left .....	11200-052-000	1	-	1	1	2.4	
		11200-052-303	-	1	-	-	2.4	
E05-04	SCREEN, oil filter .....	15421-035-010	1	1	1	1	0.2	
E05-05	BOLT A, cylinder stud .....	90031-028-010	2	2	1	2	0.9	
E05-06	BOLT B, cylinder stud .....	90032-028-020	2	2	1	2	0.9	
E05-07	BOLT C, cylinder stud .....	90033-046-000	-	-	1	-	0.9	
E05-08	BOLT D, cylinder stud .....	90034-046-000	-	-	1	-	0.9	
E05-09	GASKET, drain plug .....	90407-231-000	1	1	1	1	0.1	
E05-10	PLUG, drain, 12 mm .....	92800-12000	1	1	1	1	0.1	
11	SCREW, cross., 6×40 .....	93500-06040	9	9	9	9		
12	PIN, hollow, 10×40 .....	94301-10014	-	2	2	2		
E05-13	OIL SEAL, 20-34-7 .....	91201-030-000	-	1	1	1	2.6	
E05-14	BEARING, ball, 6004 .....	96100-60040	1	1	1	1	2.4	
E05-15	BEARING, ball, 6204 .....	96100-62040	1	1	1	1	2.4	



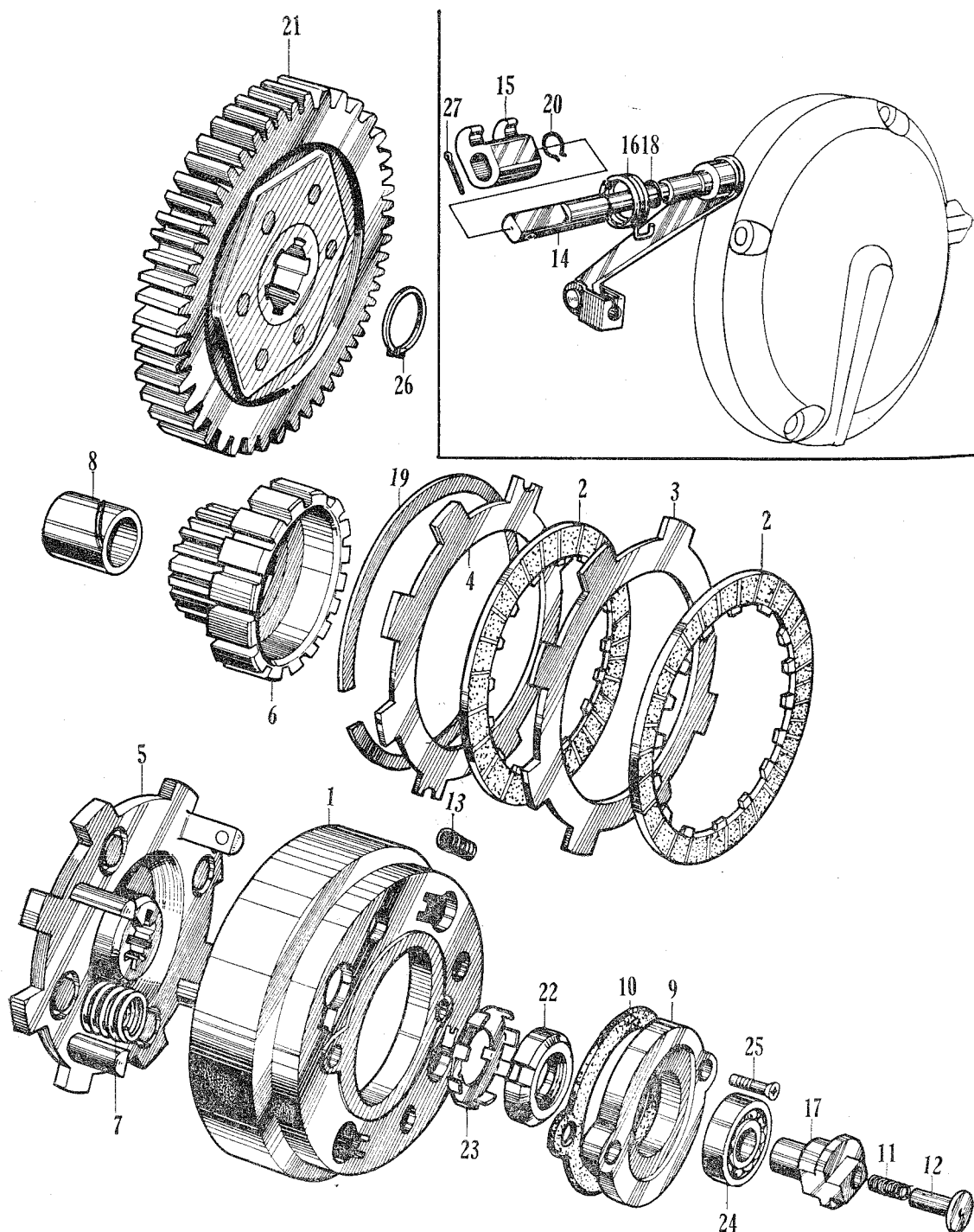
**E- 6 (1) Clutch (C90 / CM91 / CT90)**

Job No.	Description	Part No.	Unit			FRT	Labor	Charge
			C 90	CM 91	CT 90			
E06-01	CLUTCH OUTER .....	22101-046-020	1	1	1	0.6		
E06-02	DISK, clutch friction .....	22201-033-010	3	3	3	0.6		
E06-03	PLATE A, clutch .....	22311-033-000	1	1	1	0.6		
E06-04	PLATE B, clutch .....	22321-033-000	1	1	1	0.6		
E06-05	PLATE C, clutch .....	22331-033-000	2	2	2	0.6		
E06-06	WEIGHT, clutch .....	22531-033-010	24	24	24	0.6		
E06-07	CLUTCH CENTER .....	22121-033-000	1	1	1	0.5		
E06-08	PLATE, drive .....	22511-046-000	1	1	1	0.6		
E06-09	GEAR, drive .....	23111-033-000	1	1	1	0.5		
E06-10	SPRING, clutch .....	22401-033-020	4	4	4	0.6		
E06-11	SPRING, clutch free .....	22411-046-000	4	4	-	0.6		
		22411-033-000	-	-	4	0.6		
E06-12	RING, center, clutch weight .....	22535-033-000	1	1	1	0.6		
E06-13	RING, clutch weight stopper .....	22536-033-000	1	1	1	0.6		
E06-14	GUIDE, clutch center .....	22131-030-000	1	1	1	0.6		
E06-15	COVER, clutch outer .....	22111-028-010	1	1	1	0.6		
E06-16	SPRING, oil guide .....	25555-046-000	1	1	1	0.5		
E06-17	GUIDE, oil .....	25551-046-000	1	1	1	0.5		
E06-18	SPRING, clutch damper .....	22421-001-000	4	4	4	0.6		
E06-19	LEVER, clutch .....	22811-046-010	1	1	1	0.4		
E06-20	PLATE, clutch cam .....	22820-046-000	1	1	1	0.4		
E06-21	SPRING, cam plate side .....	22825-046-000	1	1	1	0.4		
E06-22	PLATE, clutch lifter .....	22830-046-000	1	1	1	0.4		
E06-23	BOLT, clutch adjusting .....	22846-046-010	1	1	1	0.4		
E06-24	RETAINER, ball .....	22860-046-000	1	1	1	0.4		
E06-25	GASKET, clutch outer cover .....	22112-028-000	1	1	1	0.5		
E06-26	SET RING, 102.5 mm .....	22901-028-000	1	1	1	0.6		
E06-27	GEAR, primary driven .....	23110-028-000	1	1	1	0.6		
E06-28	NUT, locking, 16 mm .....	90231-028-000	1	1	1	0.5		
E06-29	CIRCLIP, 39 mm .....	90603-703-010	1	1	1	0.6		
E06-30	WASHER, lock, 16 mm .....	90431-028-010	1	1	1	0.5		
E06-31	WASHER, stopper .....	90483-001-000	4	4	4	0.6		
32	BOLT, hex, 5×6 .....	92000-05006	4	4	4			
33	SCREW, cross., 5×12 .....	93600-05012	2	2	2			
E06-34	BEARING, ball, 6000 .....	91002-001-000	1	1	1	0.4		
35	CIRCLIP, 20 mm .....	94510-20120	1	1	1			

## E - 6 (1) Clutch (C90 / CM91 / CT90)



# E - 6 (2) Clutch (C201 / CD90)



**E - 6 (2) Clutch (C201 / CD90)**

Job No.	Description	Part No.	Unit CD 90	FRT	Labor Charge
E06-01	CLUTCH OUTER .....	22101-028-000	1	0.6	
E06-02	DISK, clutch friction .....	22201-030-000	2	0.6	
E06-03	PLATE A, clutch .....	22311-030-000	1	0.6	
E06-04	PLATE B, clutch .....	22320-030-000	1	0.6	
E06-05	PLATE, drive.....	22511-023-000	1	0.6	
E06-06	GEAR, drive .....	23111-030-000	1	0.5	
E06-07	SPRING, clutch .....	22401-030-010	4	0.6	
E06-08	GUIDE, clutch center .....	22131-028-000	1	0.6	
E06-09	COVER, clutch outer .....	22111-028-010	1	0.5	
E06-10	GASKET, clutch outer cover .....	22112-028-000	1	0.5	
E06-11	SPRING, oil guide .....	25555-028-000	1	0.4	
E06-12	GUIDE, oil .....	25551-028-000	1	0.4	
E06-13	SPRING, clutch damper.....	22421-001-000	4	0.5	
E06-14	LEVER, clutch .....	22810-028-000	1	0.4	
E06-15	ARM, clutch lifter .....	22834-030-000	1	0.5	
E06-16	SPRING, clutch lever .....	22815-030-010	1	0.1	
E06-17	LIFTER, clutch .....	22831-028-000	1	0.4	
E06-18	O RING, 6.8×1.9 .....	91301-027-000	1	0.1	
E06-19	SET RING, 101.5 mm .....	22901-035-000	1	0.6	
E06-20	SNAP RING, 10 mm.....	22901-030-000	1	0.5	
E06-21	GEAR, primary driven .....	23110-028-000	1	0.6	
E06-22	NUT, lock, 16 mm .....	90231-030-000	1	0.5	
E06-23	WASHER, lock, 16 mm.....	90431-030-000	1	0.5	
E06-24	BEARING, ball, 6000 .....	91002-001-000	1	0.4	
25	SCREW, cross., 5×16 .....	93600-05012	2		
26	CIRCLIP, 20 mm .....	94510-20120	1		
27	PIN, cotter, 2 mm .....	94201-20150	1		

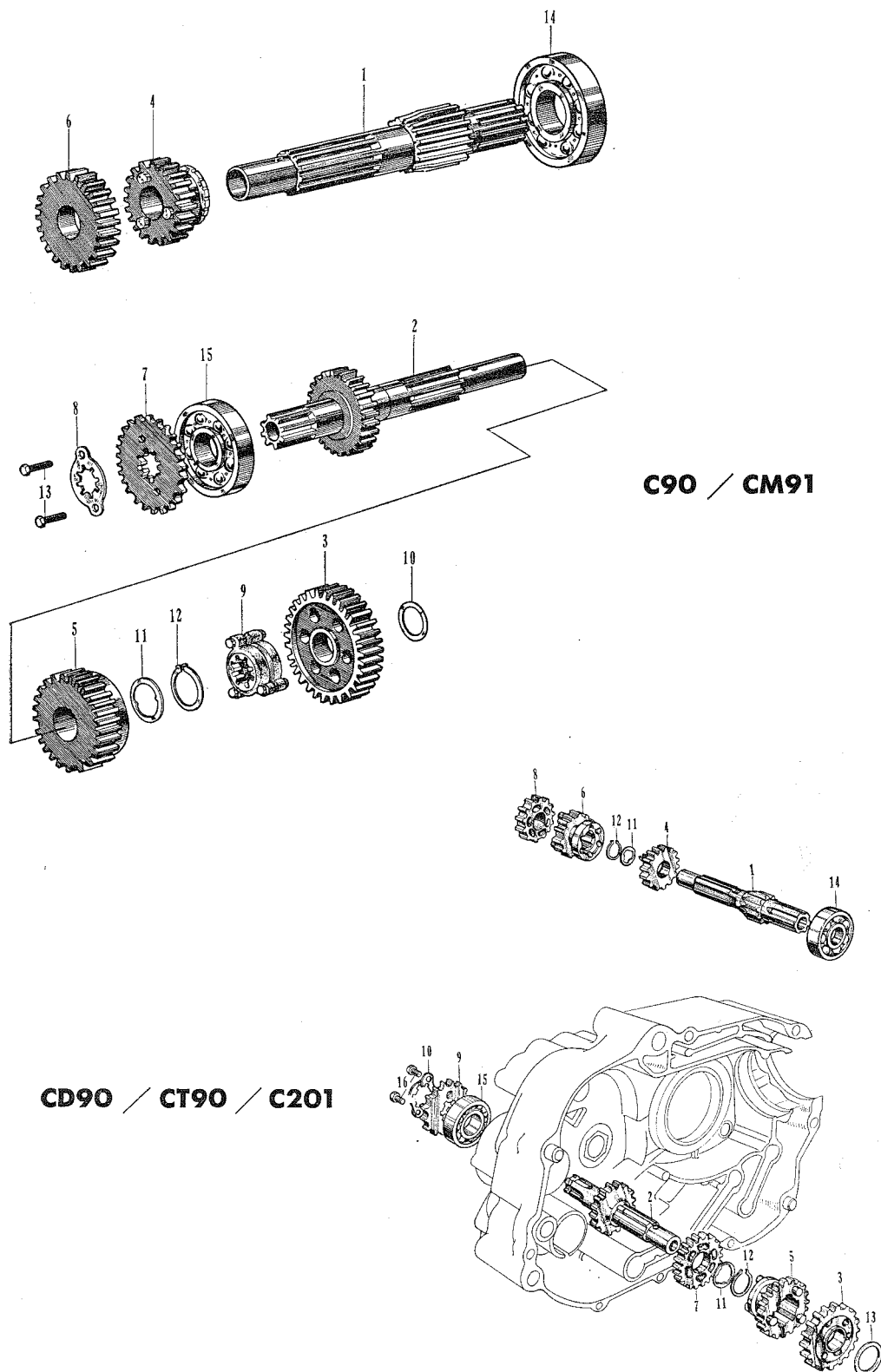
**E - 7 Transmission**

Job No.	Description	Part No.	Unit		FRT	Labor	Charge
			C 90	CM 91			
<b>C90 / CM91</b>							
E07-01	SHAFT, main, transmission .....	23211-046-000	1	1	2.3		
E07-02	SHAFT, counter, transmission.....	23221-046-000	1	1	2.3		
E07-03	GEAR, low, counter shaft .....	23421-028-000	1	1	2.3		
E07-04	GEAR, second, main shaft .....	23431-046-000	1	1	2.3		
E07-05	GEAR, second, counter shaft .....	23441-046-000	1	1	2.3		
E07-06	GEAR, top, main shaft .....	23471-046-000	1	1	2.3		
E07-07	SPROCKET, drive .....	23801-028-000	1	1	0.3		
E07-08	PLATE, drive sprocket fixing.....	23811-028-000	-	1	0.3		
		23811-028-000	1	-	0.3		
E07-09	SHIFTER, transmission gear .....	24201-046-000	1	1	2.3		
E07-10	WASHER, thrust, 14 mm .....	90451-001-000	1	1	2.3		
E07-11	WASHER, spline, 18 mm .....	90461-028-000	1	1	2.3		
E07-12	CIR-CLIP, 18 mm .....	90601-030-000	1	1	2.3		
13	BOLT, hex., 6×10.....	92000-06010	2	2			
E07-14	BEARING, ball, 6004 .....	96100-60040	1	1	2.3		
E07-15	BEARING, ball, 6204 .....	96100-62040	1	1	2.3		

Job No.	Description	Part No.	Unit		FRT	Labor	Charge
			CD 90	CT 90			

**CD90/CT90/C201**

E07-01	SHAFT, main, transmission .....	23211-028-030	1	1	2.3		
E07-02	SHAFT, counter, transmission.....	23221-052-000	1	1	2.3		
E07-03	GEAR, low, counter shaft.....	23421-028-000	1	1	2.3		
E07-04	GEAR, second, main shaft .....	23431-052-010	1	1	2.3		
E07-05	GEAR, second, counter shaft .....	23441-052-010	1	1	2.3		
E07-06	GEAR, third, main shaft .....	23451-052-000	1	1	2.3		
E07-07	GEAR, third, counter shaft .....	23461-052-000	1	1	2.3		
E07-08	GEAR, top, main shaft .....	23471-052-000	1	1	2.3		
E07-09	SPROCKET, drive .....	23801-028-000	1	1	0.3		
E07-10	PLATE, drive sprocket fixing.....	23811-206-000	1	1	0.3		
E07-11	WASHER, spline, 18 mm .....	90461-028-000	2	2	2.3		
E07-12	CIRCLP, 18 mm.....	90601-030-000	2	2	2.3		
E07-13	WASHER, thrust, 14 mm .....	90451-001-000	1	1	2.3		
E07-14	BEARING, ball, 6004 .....	92000-60040	1	1	2.3		
E07-15	BEARING, ball, 6204 .....	92000-62040	1	1	2.3		
16	BOLT, hex., 6×10.....	92000-06010	2	2			

**E - 7 Transmission**



**E - 8 Kick Starter / E - 9 Gear Shift**

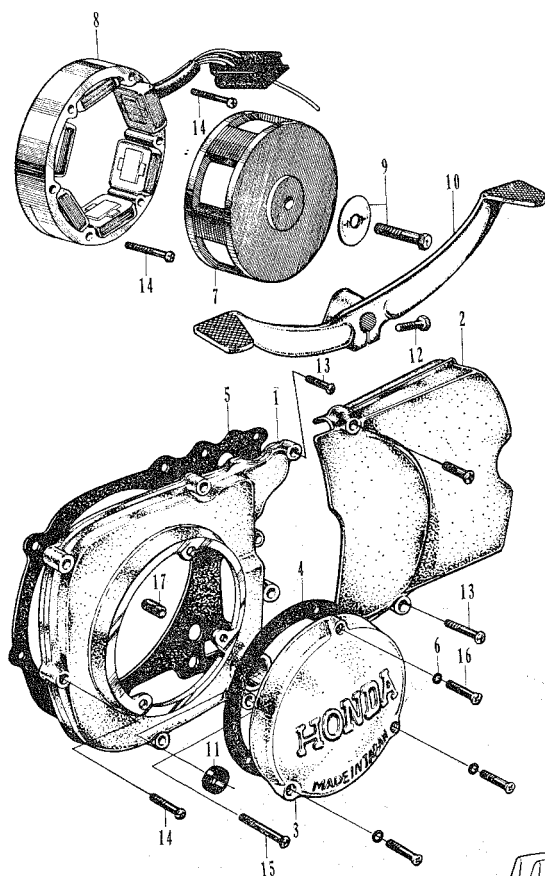
Job No.	Description	Part No.	Unit				FRT	Labor	Charge
			C	CD	CM	CT			
			90	90	91	90			
<b>E - 8</b>									
E08-01	SPRING, shift drum stopper .....	24435-001-020	1	1	1	1	1.0		
E08-02	STOPPER, shift drum .....	24430-028-010	1	-	1	-	1.0		
		24430-028-600	-	1	-	1	1.0		
E08-03	SPINDLE, gear shift .....	24610-046-010	1	-	1	1	2.0		
		24610-028-000	-	1	-	-	2.0		
E08-04	ARM, gear shift .....	24630-046-000	1	-	1	1	1.0		
E08-05	SPRING, gear shift arm .....	24641-028-000	1	1	1	1	1.0		
E08-06	SPRING, gear shift return .....	24651-033-000	1	-	1	1	1.0		
		24651-028-000	-	1	-	-	1.0		
E08-07	PIN, shift return spring .....	24652-035-000	1	-	1	1	1.0		
		24652-028-000	-	1	-	-	1.0		
E08-08	PINION, kick starter .....	28211-028-000	1	1	1	1	2.0		
E08-09	PAWL, kick starter ratchet.....	28222-030-000	1	1	1	1	2.0		
E08-10	SPINDLE, kick starter .....	28250-028-000	1	1	1	1	2.0		
E08-11	SPRING, kick starter pawl .....	28214-030-000	1	1	1	1	2.0		
E08-12	GUIDE, kick starter ratchet.....	28224-028-000	1	1	1	1	2.0		
E08-13	SPRING, kick starter .....	28261-028-000	1	1	1	1	1.0		
E08-14	BOLT, shift drum stopper arm pivot .....	90023-001-010	-	1	1	1	1.0		
		90023-028-600	1	-	-	-	1.0		
E08-15	WASHER, thrust, 14 mm .....	90451-001-000	2	2	2	2	2.0		
E08-16	WASHER, 12.2 mm.....	90482-001-010	1	1	1	1	1.0		
<b>E - 9</b>									
E09-01	CONTACT ASSY., neutral switch .....	35750-028-000	1	1	1	1	0.4		
E09-02	GROMMET, neutral switch cord .....	32981-028-010	1	1	1	1	0.4		
E09-03	ROTOR, neutral switch .....	35753-028-010	1	1	1	1	2.0		
E09-04	FORK, gear shift .....	24211-046-000	2	-	2	-	2.0		
E09-51	FORK, right, gear shift.....	24211-028-040	-	1	-	1	2.0		
E09-52	FORK, left, gear shift .....	24221-028-030	-	1	-	1	2.0		
E09-05	PIN, gear shift fork guide .....	24261-028-000	2	2	2	2	2.0		
E09-06	CLIP, gear shift fork guide pin.....	24263-028-000	2	2	2	2	2.0		
E09-07	PIN B, gear shift drum.....	24422-001-000	2	-	2	-	1.0		
E09-53	PIN A, gear shift drum .....	24421-001-010	2	-	2	-	1.0		
E09-54	PIN C, gear shift drum.....	24421-200-000	-	4	-	4	1.0		
E09-08	PIN C, gear shift drum.....	24423-028-000	1	-	1	-	1.0		
E09-09	PLATE, gear shift drum side.....	24425-028-000	1	-	1	-	1.0		
E09-09	PLATE, shift drum stopper.....	24425-053-000	-	1	-	1	1.0		
E09-10	DRUM, gear shift .....	24301-046-000	1	-	1	-	2.0		
		24301-053-000	-	1	-	1	2.0		
E09-11	WASHER, shift drum side .....	90417-001-000	1	1	1	1	0.4		
12	BOLT, hex., 6×6 .....	92000-06016	1	1	1	1			
13	SCREW, cross., 6×12 .....	93500-06012	-	-	1	-			
	SCREW, cross., 6×16 .....	93600-06016	1	1	-	1			



**E - 10 Left Crankcase Cover • Dynamo****E - 12 Contact Breaker • Advancer**

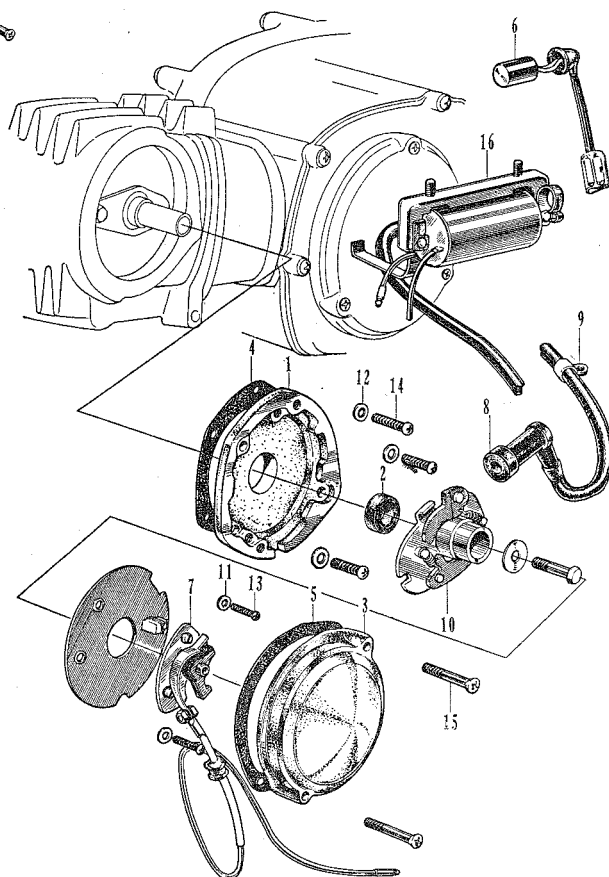
Job No.	Description	Part No.	Unit				FRT	Labor Charge
			C 90	CD 90	CM 91	CT 90		
E - 10								
E10-01	COVER, left, crankcase .....	11341-052-000	1	1	1	1	0.3	
E10-02	COVER, rear, left, crankcase .....	11361-046-000	1	-	1	1	0.1	
		11361-052-000	-	1	-	-	0.1	
E10-03	COVER, dynamo .....	11431-028-000	1	1	1	1	0.1	
E10-04	GASKET, dynamo cover .....	11691-028-000	1	1	1	1	0.1	
E10-05	GASKET, crankcase left cover .....	11395-028-020	1	1	1	1	0.3	
E10-06	O RING, 5.5×1.5 .....	91301-216-000	3	3	3	3	0.1	
E10-51	A. C. GENERATOR .....	31100-046-000	1	-	1	1	0.4	
		31100-052-000	-	1	-	-	0.4	
E10-07	ROTOR .....	31121-046-003	-	-	1	1	0.4	
		31101-028-003	1	-	-	1	0.4	
		31121-052-000	-	1	-	-	0.4	
E10-08	STATOR ASSY. ....	31141-046-003	1	-	1	1	0.4	
		31104-052-000	-	1	-	-	0.4	
E10-09	BOLT, generator setting .....	31104-028-000	1	1	1	1	0.2	
E10-10	PEDAL, gear change .....	24701-046-000	-	-	1	-	0.1	
		24701-053-000	1	-	-	1	0.1	
		24701-028-000	-	1	-	-	0.1	
E10-11	OIL SEAL, 11.6-26-7 .....	91203-001-000	1	1	1	1	0.4	
12	BOLT, hex., 6×22 .....	92000-06022	1	1	1	1		
13	SCREW, cross., 6×20 .....	93500-06020	3	3	3	3		
14	SCREW, cross., 6×25 .....	93500-06025	9	9	9	9		
15	SCREW, cross., 6×36 .....	93500-06036	1	1	1	1		
16	SCREW, cross., 6×18 .....	93700-0601802	3	3	3	3		
17	PIN, knock, 10×14 .....	94301-10014	1	1	1	1		
E - 12								
E12-51	BASE ASSY, point .....	30360-028-010	1	1	1	1	0.3	
E12-01	BASE, point .....	12332-028-010	1	1	1	1	0.3	
E12-02	OIL SEAL, 13-22-5 .....	91201-028-003	1	1	1	1	0.3	
		91201-028-005	1	1	1	1	0.3	
E12-03	COVER, point .....	30370-028-000	1	1	1	1	0.1	
E12-04	GASKET, point base .....	30392-028-010	1	1	1	1	0.3	
E12-05	GASKET, point cover .....	30391-028-000	1	1	1	1	0.1	
E12-06	CONDENSER ASSY. ....	30350-052-000	1	1	1	1	0.7	
E12-52	BREAKER ASSY., contact .....	30200-028-003	1	-	1	1	0.3	
		30200-052-003	-	1	-	-	0.3	
E12-07	BREAKER, contact .....	30202-028-003	1	-	1	1	0.3	
		30202-052-003	-	1	-	-	0.3	
		30202-052-004	-	1	-	-	0.3	
E12-08	CAP ASSY., noise suppressor .....	30700-259-810	-	1	1	1	0.1	
		30700-259-800	1	-	-	-	0.1	
E12-09	CLIP, high tension cord .....	32906-028-000	1	1	1	-	0.1	
E12-10	ADVANCER ASSY., spark .....	30220-028-003	1	1	1	1	0.3	
		30220-028-004	1	1	1	1	0.3	
11	WASHER, 5 mm .....	90482-028-000	2	2	2	2		
12	WASHER, sealing, 6-mm .....	90441-028-010	3	3	3	-		
13	SCREW, cross., 5×10 .....	93500-051010	2	2	2	2		
14	SCREW, cross., 6×12 .....	93500-06012	3	3	3	3		
15	SCREW, cross., 5×25 .....	93700-05025	2	2	2	2		
E12-16	COIL ASSY., ignition .....	30400-046-000	1	-	1	1	0.7	
		30400-052-000	-	1	-	-	0.7	

**E - 10 Left Crankcase Cover · Dynamo**  
**E - 12 Contact Breaker · Advancer**



**E - 10**

**E - 12**





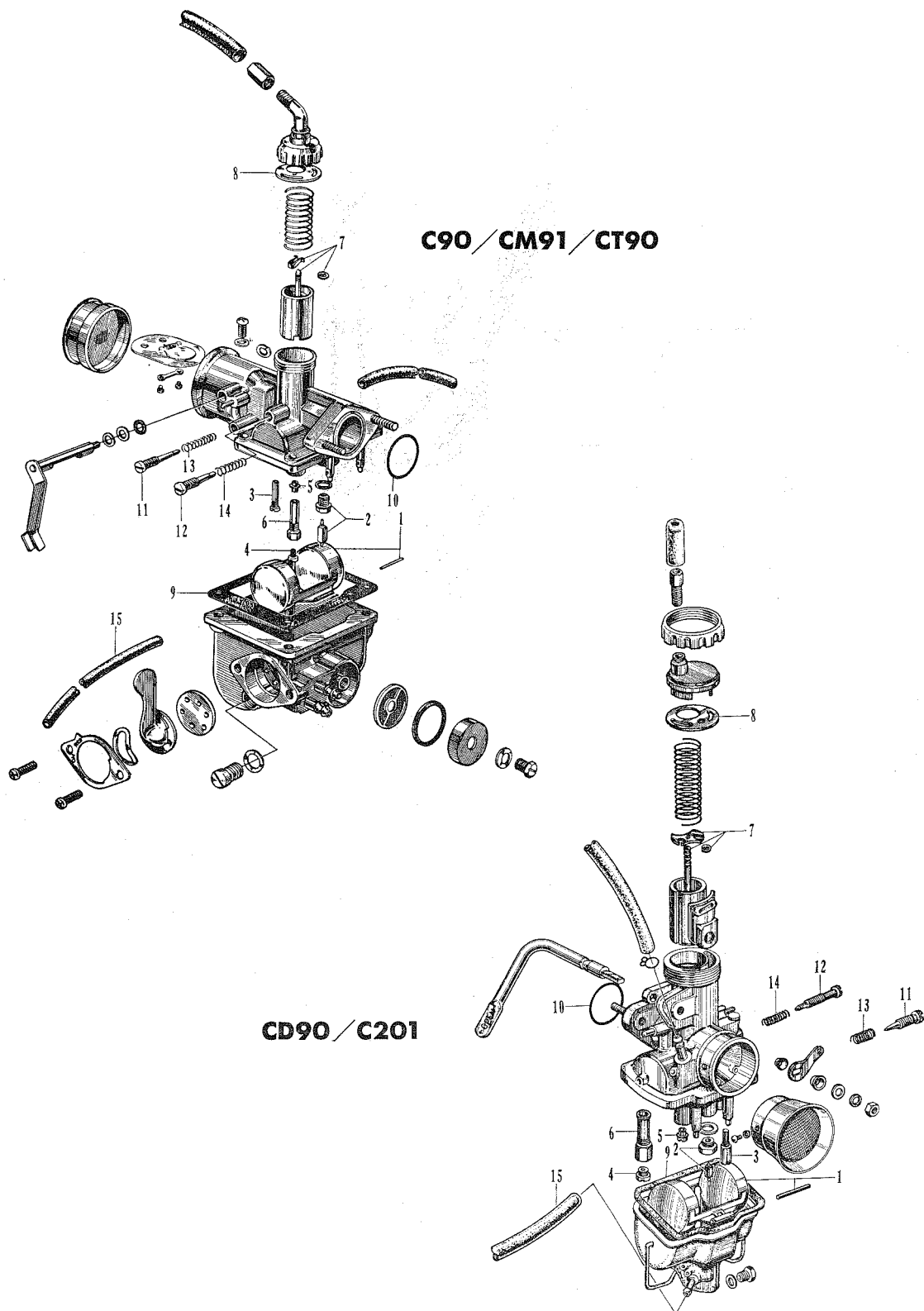
**E - 11 Right Crankcase Cover • Oil Pump**

Job No.	Description	Part No.	Unit				FRT	Labor	Charge
			C 90	CD 90	CM 91	CT 90			
E11-01	COVER, right, crankcase .....	11330-046-000	1	-	1	1	0.5		
		11330-028-020	-	1	-	-	0.5		
E111-1	COVER, clutch .....	11650-028-010	-	1	-	-	0.1		
E111-2	GASKET, clutch cover .....	11692-028-000	-	1	-	-	0.1		
E11-02	GAUGE, oil .....	15650-028-000	1	1	1	1	0.1		
E11-03	GASKET, crankcase right cover .....	11394-028-020	1	1	1	1	0.5		
E11-04	GASKET, oil cap .....	15619-001-000	1	1	1	1	0.1		
E11-05	BODY, oil pump .....	15111-028-030	1	1	1	1	0.7		
E11-06	COVER, oil pump .....	15121-028-040	1	1	1	1	0.7		
E11-07	GEAR, oil pump drive .....	15180-028-040	1	1	1	1	0.7		
E11-08	GEAR B, oil pump .....	15141-028-030	1	1	1	1	0.7		
E11-09	SHAFT, oil pump driven gear .....	15161-028-030	1	1	1	1	0.7		
E11-10	PIN, hollow, 13×11 .....	90701-028-000	1	1	1	1	0.8		
E11-11	GASKET, oil pump cover .....	15128-028-010	1	1	1	1	0.7		
E11-12	GASKET, oil pump body .....	15119-028-010	1	1	1	1	0.7		
E11-13	BOLT, clutch adjusting .....	22846-046-000	1	-	1	1	0.5		
E11-14	O RING, 8 mm .....	91303-001-000	1	-	1	1	0.1		
E11-15	ARM, kick starter .....	28301-046-000	-	-	1	-	0.1		
		28301-216-000	1	-	-	1	0.1		
		28301-030-000	-	1	-	-	0.1		
E11-16	PEDAL, kick starter .....	28302-001-000	-	1	1	-	0.1		
		28302-033-000	1	-	-	1	0.1		
E11-17	WASHER, kick starter .....	28303-001-000	1	1	1	1	0.1		
E11-18	CLIP, kick starter knuckle .....	28324-001-000	1	1	1	1	0.1		
E11-19	SPRING, kick starter knuckle .....	28322-001-000	1	1	1	1	0.1		
E11-20	PAD, kick starter pedal .....	28311-001-000	1	1	1	-	0.1		
E11-21	NUT, 8 mm .....	90400-08000	1	-	1	1	0.1		
E11-22	OIL SEAL, 14-26-7 .....	91201-023-020	1	1	1	1	0.5		
23	BOLT, hex., 6×22 .....	92000-06022	1	1	1	1			
24	SCREW, cross., 5×14 .....	93500-05014	2	2	2	2			
25	SCREW, cross., 6×20 .....	93500-06020	7	10	7	7			
26	SCREW, cross., 6×25 .....	93500-06025	3	3	3	3			
	SCREW, cross., 6×32 .....	93500-06032	-	1	-	-			
27	SCREW, cross., 6×40 .....	93500-06040	2	2	2	2			
28	WASHER, flat, 8 mm .....	94101-10014	1	-	1	1			
29	PIN, hollow, 10×14 .....	94301-10014	2	2	2	2			
30	PIN, dowel, 4×6.5 .....	94302-04065	1	1	1	1			

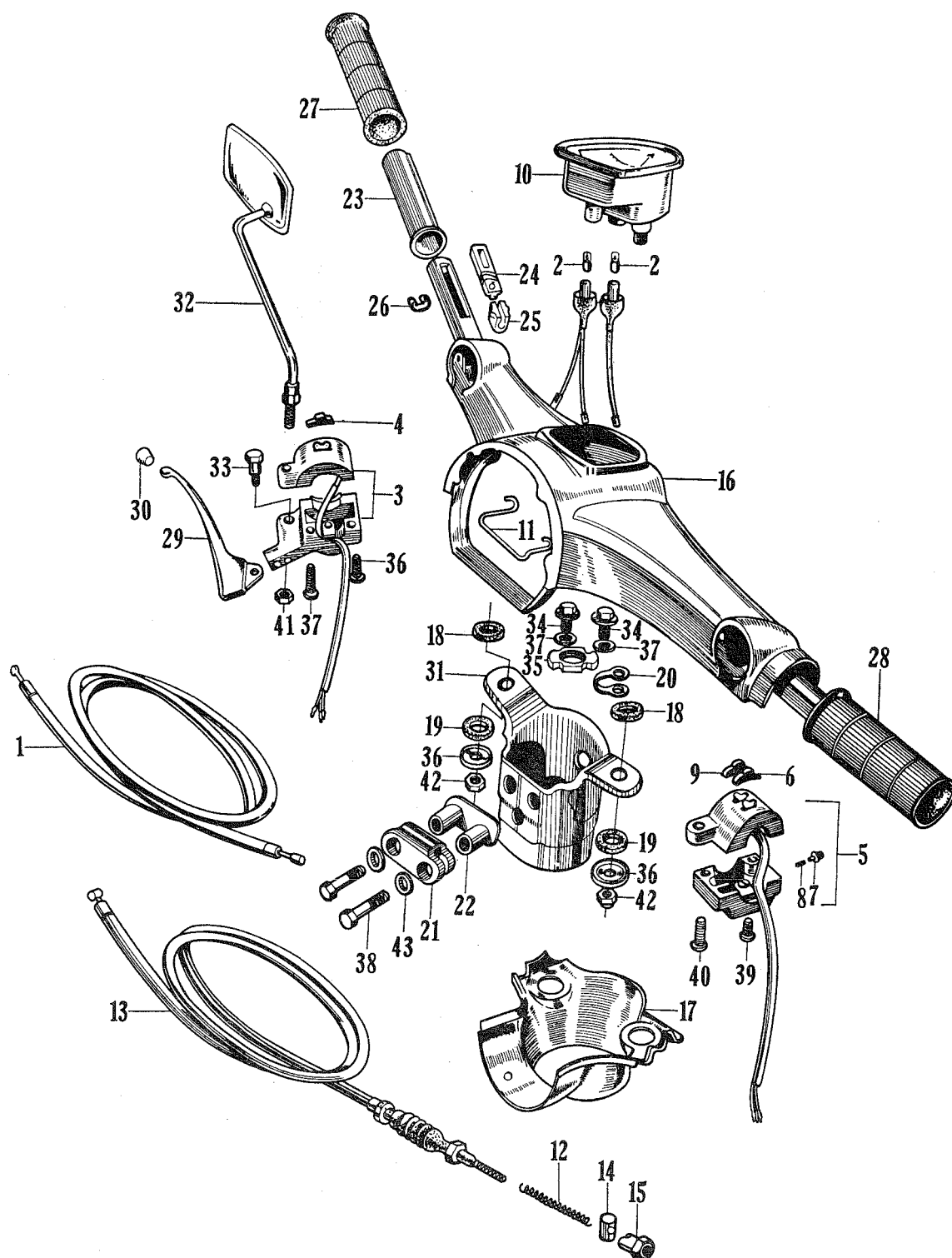
**E - 13 Carburetor**

Job No.	Description	Part No.	Unit			FRT	Labor Charge
			C	CM	CT		
			90	91	90		
<b>C90 / CM91 / CT90</b>							
E13-00	CARBURETOR ASSY. ....	16100-046-000	-	1	-	0.4	
		16100-046-020	1	-	-	0.4	
		16100-053-000	-	-	1	0.4	
E13-01	FLOAT ASSY. ....	16122-201-004	-	1	1	0.5	
		16122-202-004	1	-	-	0.5	
E13-02	VALVE SET, float .....	16123-011-014	-	1	-	0.5	
		16123-011-004	1	-	1	0.5	
E13-03	JET, slow.....	99130-03814	1	1	-	0.5	
		99130-04004	1	-	1	0.5	
E13-04	JET, main .....	99101-07204	1	1	1	0.5	
E13-05	JET, needle .....	16133-028-004	1	1	-	0.5	
		16133-202-004	-	-	1	0.5	
E13-06	HOLDER, needle jet.....	16139-046-004	1	1	-	0.5	
		16139-053-004	-	-	1	0.5	
E13-07	NEEDLE SET, jet .....	16151-046-004	1	1	-	0.2	
		16151-053-004	-	-	-	0.2	
E13-08	SEAL, top .....	16171-046-004	1	1	1	0.2	
E13-09	GASKET, float chamber .....	16172-046-004	1	1	1	0.5	
E13-10	O RING.....	16176-001-004	1	1	1	0.4	
E13-11	SCREW, air.....	16162-202-004	1	1	1	0.2	
E13-12	SCREW, throttle stop.....	16163-011-004	1	1	1	0.2	
E13-13	SPRING, air screw .....	16181-202-004	1	1	1	0.2	
E13-14	SPRING, throttle stop.....	16182-011-004	1	1	1	0.2	
E13-15	TUBE, 3.5×290.....	95001-35290	1	1	1	0.1	

Job No.	Description	Part No.	Unit CD 90	FRT	Labor Charge
<b>CD90 / C201</b>					
E13-00	CARBURETOR ASSY.....	16100-052-000	1	0.4	
E13-01	FLOAT ASSY. ....	16122-202-004	1	0.5	
		16122-028-005	1	0.5	
E13-02	VALVE SET, float .....	16123-011-004	1	0.5	
		16125-028-051	1	0.5	
E13-03	JET, slow.....	99130-04004	1	0.5	
		99130-15005	1	0.5	
E13-04	JET, main .....	99102-09004	1	0.5	
		99112-08705	1	0.5	
E13-05	JET, needle .....	16133-202-004	1	0.5	
		16133-052-005	1	0.5	
E13-06	HOLDER, needle jet.....	16139-052-004	1	0.5	
E13-07	NEEDLE SET, jet .....	16151-052-004	1	0.5	
		16151-052-005	1	0.5	
E13-08	SEAL, top.....	16171-052-004	1	0.2	
		16171-030-005	1	0.2	
E13-09	GASKET, float chamber .....	16172-202-004	1	0.5	
		16172-028-005	1	0.5	
E13-10	O RING.....	16176-001-004	1	0.4	
E13-11	SCREW, air.....	16162-202-004	1	0.2	
		16162-030-005	1	0.2	
E13-12	SCREW, throttle stop.....	16163-028-004	1	0.2	
		16163-028-015	1	0.2	
E13-13	SPRING, air screw .....	16181-202-004	1	0.2	
		16181-023-005	1	0.2	
E13-14	SPRING, throttle stop.....	16182-011-004	1	0.2	
		16182-028-015	1	0.2	
E13-15	TUBE, 3.5×290 .....	95001-35290	1	0.1	

**E - 13 Carburetor**

# F - 1 Steering Handle (C90)



**F - 1 Steering Handle (C90)**

Job No.	Description	Part No.	Unit C 90	FRT	Labor Charge
F01-01	CABLE, throttle.....	17910-046-020	1	0.2	
F01-02	BULB, speedometer .....	34908-001-000	2	0.2	
F01-03	SWITCH ASSY., winker .....	35251-041-000	1	0.4	
F01-04	KNOB, winker switch .....	35253-259-300	1	0.2	
F01-05	SWITCH ASSY., horn button & lighting.....	35300-041-691	1	0.2	
F01-06	KNOB, horn button switch .....	35316-259-300	1	0.2	
F01-07	BUTTON, push, horn button switch.....	35317-259-000	1	0.2	
F01-08	SPRING, push button .....	35318-259-000	1	0.2	
F01-09	KNOB, dimmer switch.....	35319-259-300	1	0.2	
F01-10	SPEEDOMETER ASSY. ....	37200-046-601	1	0.3	
F01-11	SPRING, speedometer setting .....	35244-041-010	1	0.2	
F01-12	SPRING, front brake arm.....	45437-001-000	1	0.1	
F01-13	CABLE, front brake .....	45450-041-000	1	0.2	
F01-14	JOINT, front brake arm.....	45461-001-000	1	0.1	
F01-15	NUT, front brake adjusting.....	43462-001-000	1	0.1	
F01-16	HANDLE, steering .....	53100-046-000	1	0.9	
F01-17	COVER, lower, handle.....	53120-041-000	1	0.3	
F01-18	RUBBER A, handle cushion .....	53133-046-000	2	0.2	
F01-19	RUBBER B, handle cushion .....	53134-046-000	1	0.2	
F01-20	PLATE, handle earth .....	53135-041-000	1	0.2	
F01-21	RUBBER C, handle cushion .....	53136-046-000	1	0.3	
F01-22	PLATE, handle setting .....	53139-046-000	1	0.3	
F01-23	PIPE, throttle grip .....	53141-034-000	1	0.2	
F01-24	HINGE, throttle cable.....	53161-033-000	1	0.2	
F01-25	HOLDER, outer, throttle .....	53162-001-020	1	0.1	
F01-26	ADJUSTER, throttle grip .....	53163-001-000	1	0.1	
F01-27	GRIP, right.....	53165-040-010	1	0.1	
F01-28	GRIP, left.....	53166-040-010	1	0.1	
F01-51	LEVER ASSY., right, steering handle .....	53160-041-000	1	0.1	
F01-29	LEVER, right, steering handle .....	53175-001-000	1	0.1	
F01-30	CAP, rubber, handle lever.....	53180-041-000	1	0.1	
F01-31	BRIDGE, fork top.....	53231-046-000 X R	1	0.3	
F01-32	MIRROR, back, right .....	58110-041-000	1	0.1	
F01-52	MIRROR, back, left.....	88220-041-000	1	0.1	
F01-33	SCREW, handle lever pivot .....	90114-001-000	1	0.1	
34	BOLT, top bridge setting .....	90117-001-000	2		
35	NUT, steering head stem .....	90304-030-000	1		
36	WASHER, handle setting .....	90518-041-000	2		
37	WASHER, toothed .....	90552-001-000	2		
38	BOLT, hex., 6×28.....	92000-06028	2		
39	SCREW, cross., 5×16 .....	93500-05016	2		
40	SCREW, cross., 5×30 .....	93500-05030	2		
41	NUT, hex., 6 mm .....	94001-06000	1		
42	NUT, blind, 8 mm.....	94022-08000	2		
43	WASHER, flat, 6 mm .....	94101-06000	2		

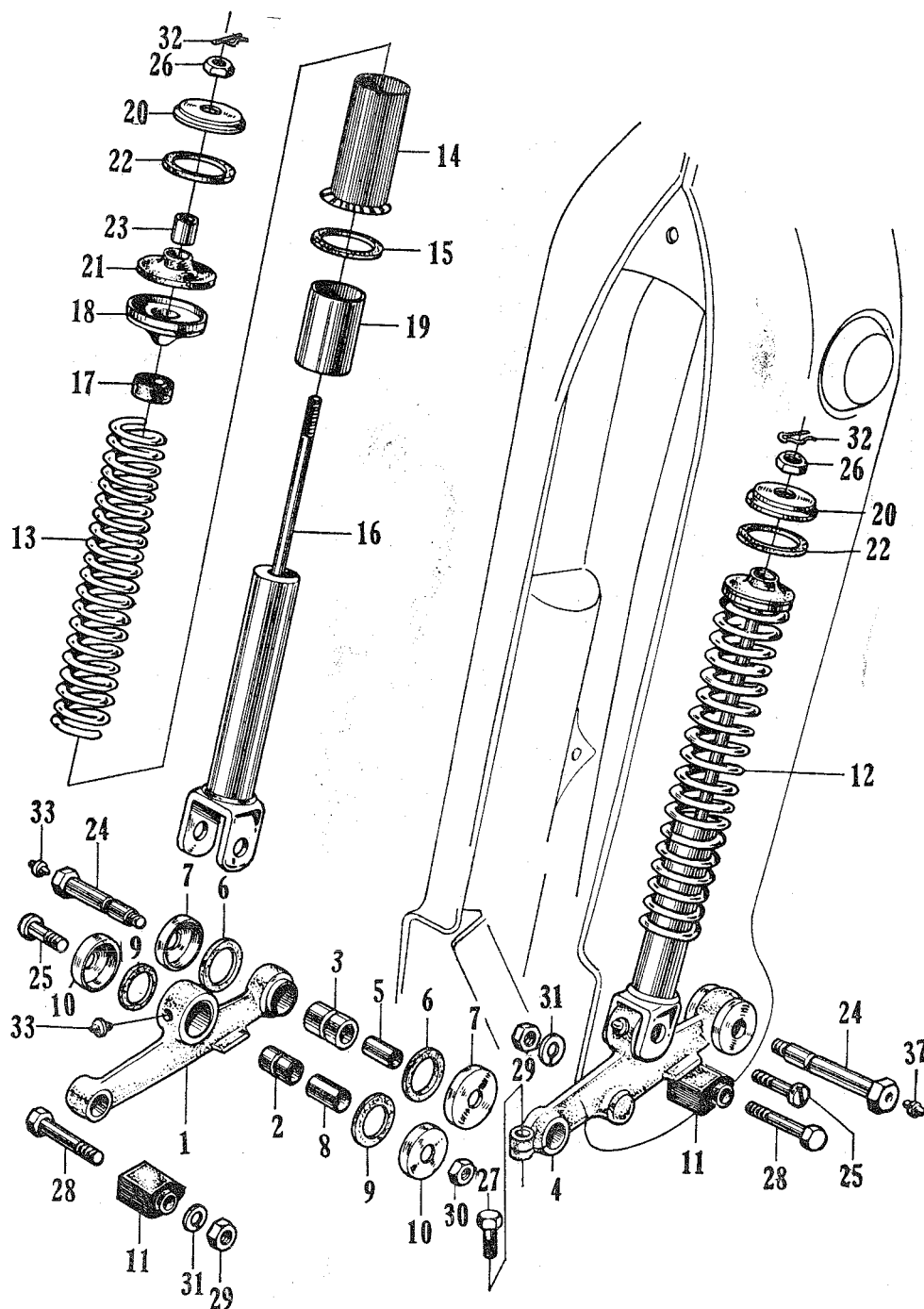
**C90 FRAME**



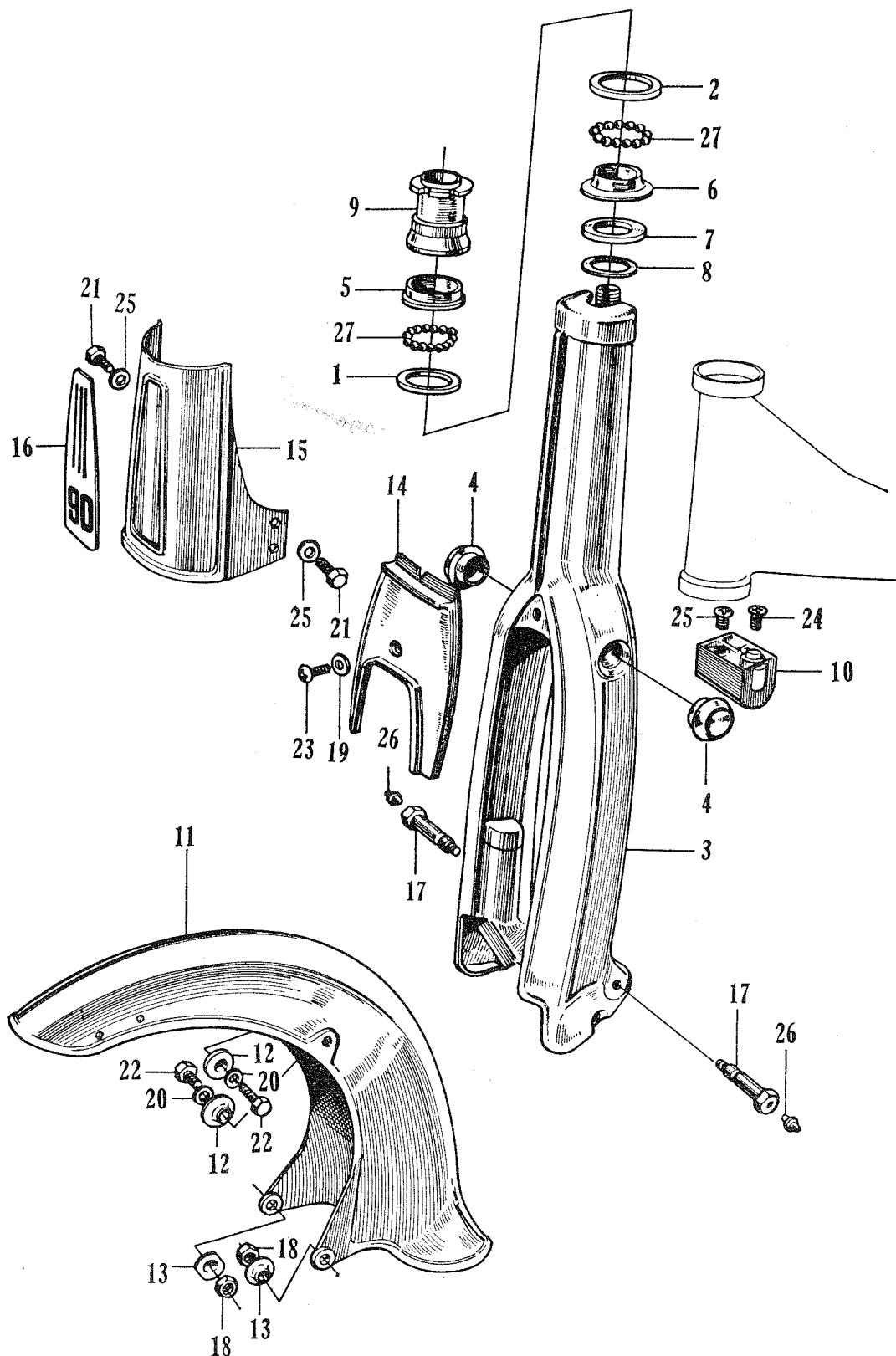
**F - 2 Front Cushion (C90)**

Job No.	Description	Part No.	Unit C 90	FRT	Labor Charge
F02-01	ARM, right, front suspension .....	51310-046-000	1	0.6	
F02-02	BUSHING, lower, front cushion.....	51311-041-000	1	0.5	
F02-03	BUSHING, front arm pivot .....	51312-041-000	1	0.5	
F02-04	ARM, left, front suspension.....	31320-046-000	1	0.6	
F02-05	COLLAR, front arm pivot.....	51331-041-000	1	0.6	
F02-06	DUST-SEAL, front arm pivot.....	51332-001-000	2	0.6	
F02-07	CAP, front arm pivot dust-seal .....	51333-001-000	2	0.6	
F02-08	COLLAR, front cushion lower distance .....	51334-041-000	1	0.5	
F02-09	DUST-SEAL, lower, front cushion .....	51335-001-000	2	0.5	
F02-10	CAP, front cushion lower dust-seal.....	51336-001-000	2	0.5	
F02-11	STOPPER, front arm rebound .....	51351-041-000	1	0.6	
F02-12	CUSHION ASSY., front.....	51400-046-000	1	0.5	
F02-13	SPRING, front cushion .....	51401-046-000	1	0.6	
F02-14	GUIDE, front cushion spring .....	1409-0501-020	1	0.6	
F02-15	SEAT, front cushion spring.....	51417-001-000	1	0.6	
F02-16	METAL, bottom, front cushion .....	51420-001-010	1	0.6	
F02-17	RUBBER, front cushion stopper.....	51475-046-000	1	0.6	
F02-18	NUT, front cushion bottom lock .....	51482-041-000	1	0.6	
F02-19	COLLAR, outer, front cushion.....	51486-046-010	1	0.6	
F02-20	WASHER, front cushion joint.....	51487-041-000	1	0.5	
F02-21	RUBBER A, front cushion joint.....	51488-041-010	1	0.5	
F02-22	RUBBER B, front cushion joint.....	51489-041-000	1	0.5	
F02-23	COLLAR, upper, front cushion .....	91491-041-000	1	0.5	
F02-24	BOLT, front arm pivot .....	90125-001-000	1	0.2	
F02-25	BOLT, lower, front cushion.....	90149-041-010	1	0.5	
F02-26	NUT, lock, 7 mm .....	90308-041-000	1	0.6	
27	BOLT, hex., 8×22.....	92000-08022	1		
28	BOLT, hex., 8×42 .....	92000-08042	2		
29	NUT, hex., 8 mm .....	94001-08000	2		
30	NUT, thin, 8 mm .....	30-94002-0800	2		
31	WASHER, spring, 8 mm .....	94111-08000	2		
32	PIN, lock, 6 mm .....	94251-06000	2		
F02-33	NIPPLE, grease, 4.5 mm .....	96201-00000	1	0.2	

## F - 2 Front Cushion (C90)



# F - 3 Front Fork · Front Fender (C90)



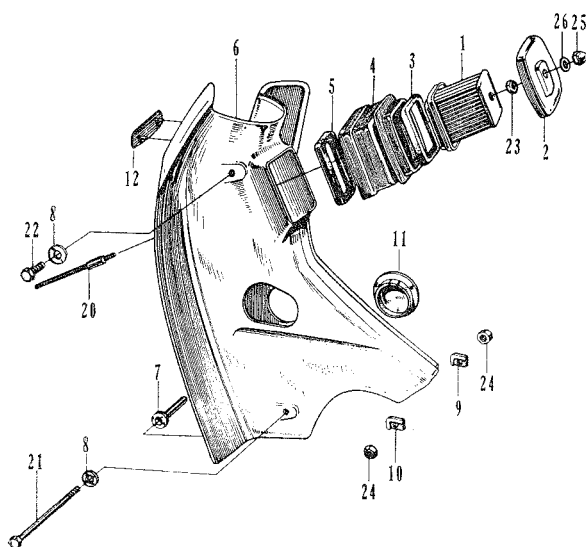
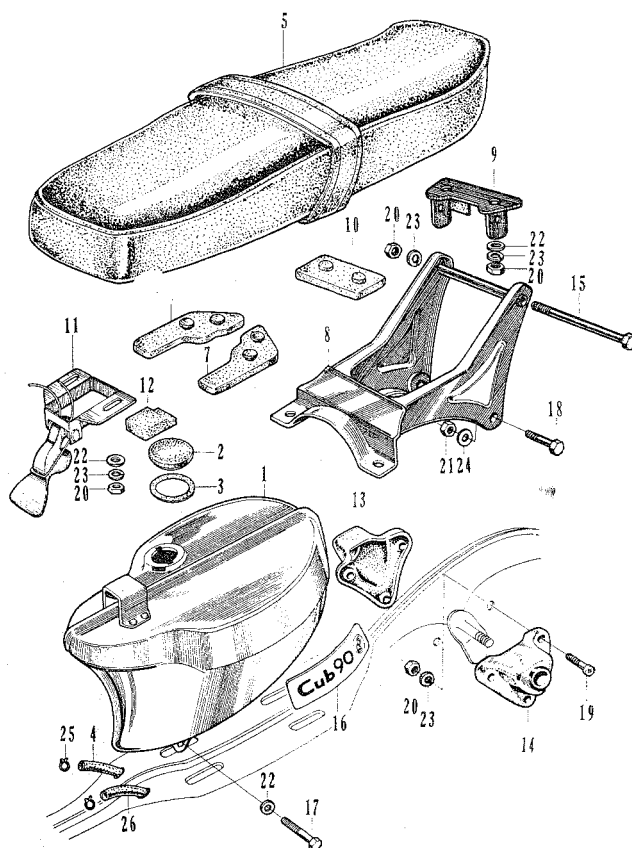
**F - 3 Front Fork • Front Fender (C90)**

Job No.	Description	Part No.	Unit C 90	FRT	Labor Charge
F03-01	RACE, steering top ball.....	50301-030-305	1	0.5	
F03-02	RACE, steering bottom ball.....	50302-030-305	1	0.9	
F03-03	FORK, front .....	51100-046-000	1	1.5	
F03-04	CAP, side, front fork .....	51341-001-000	2	0.1	
F03-05	RACE, steering top cone .....	53216-030-305	1	0.5	
F03-06	RACE, steering bottom cone .....	53217-030-305	1	0.9	
F03-07	DUST-SEAL, steering head .....	53214-001-010	1	0.9	
F03-08	WASHER, steering head dust-seal.....	53215-001-000	1	0.9	
F03-09	THREAD, steering head top .....	53220-046-000	1	0.5	
F03-10	LOCK, steering handle .....	53600-001-020	1	0.3	
F03-11	FENDER, front.....	61100-041-010	1	0.2	
F03-12	METAL, front fender upper fixing .....	61117-001-010	2	0.2	
F03-13	METAL, front fender lower fixing .....	61150-041-010	2	0.2	
F03-14	COVER, center, fork .....	61142-001-000	1	0.2	
F03-15	COVER, top, front .....	64309-041-303	1	0.2	
F03-16	EMBLEM, top cover .....	87130-046-000	1	0.1	
F03-17	BOLT, front arm pivot.....	90125-001-000	1	0.2	
F03-18	NUT, self lock, 8 mm.....	90349-001-000	1	0.6	
F03-19	WASHER, 6 mm .....	90501-041-000	1		
F03-20	WASHER, 8 mm .....	90581-701-000	2		
21	BOLT, hex., 6×12.....	92000-06012	2		
22	BOLT, hex., 6×16.....	92000-06016	2		
23	SCREW, cross., 6×12 .....	93500-06012	1		
24	SCREW, cross., 6×12 .....	93600-06012	2		
25	WASHER, flat, 6 mm .....	94101-06000	2		
F03-26	NIPPLE, grease, 4.5 mm .....	96201-30000	1	0.2	
F03-27	BALL, steel, # 6.....	96211-06000	42	0.9	

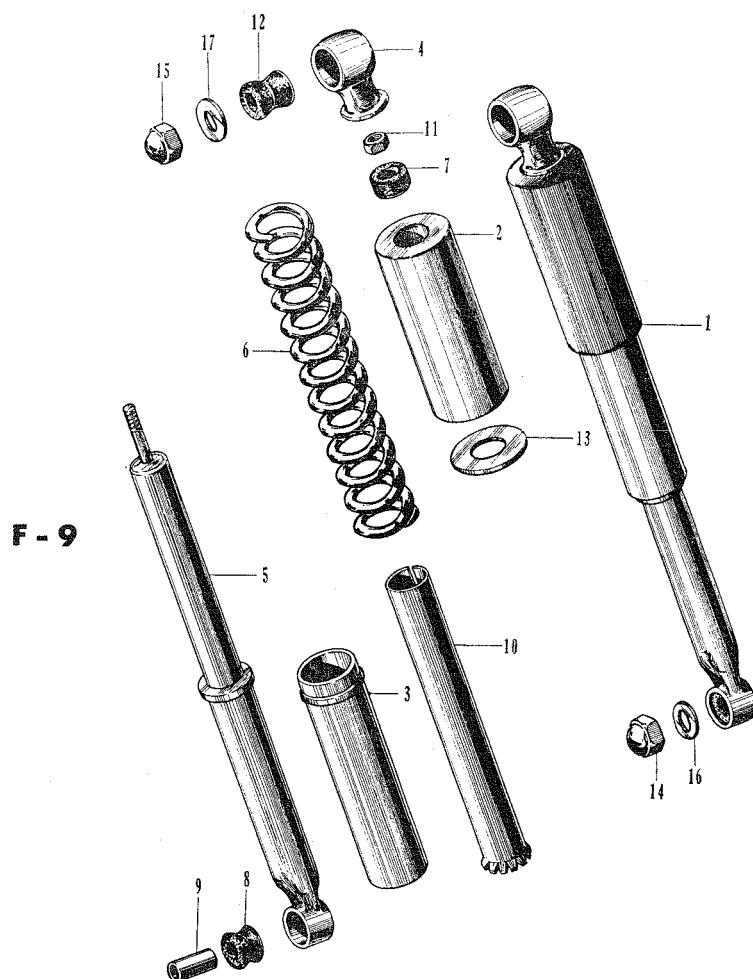
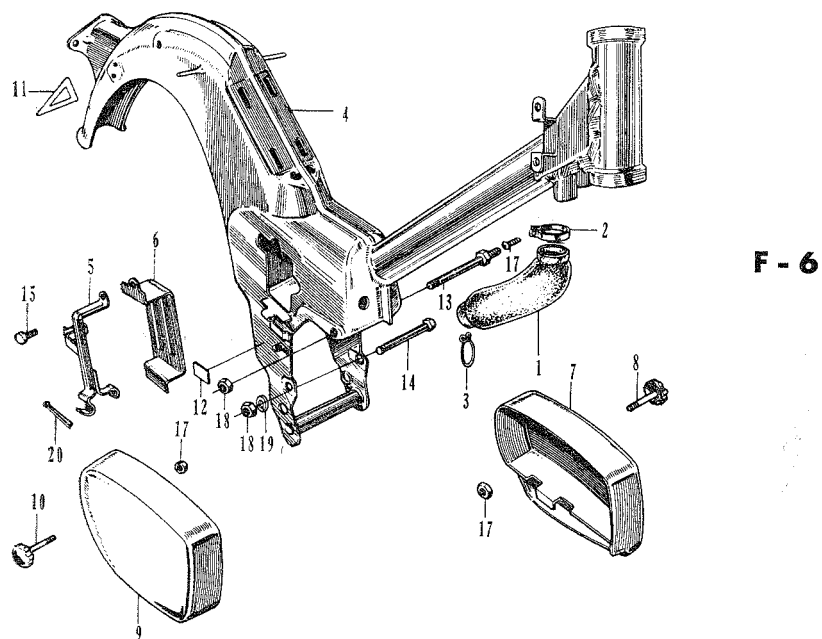
**F - 4 Front Cover · Air Cleaner / F - 5 Fuel Tank · Seat (C90)**

Job No.	Description	Part No.	Unit C 90	FRT	Labor Charge
<b>F - 4</b>					
F04-01	ELEMENT, air cleaner .....	17211-046-010	1	0.2	
F04-02	COVER, air clenaer .....	17221-046-000	1	0.1	
F04-03	GASKET, cleaner case cover .....	17225-046-000	1	0.2	
F04-04	CASE, air cleaner.....	17231-046-010	1	0.2	
F04-05	GASKET, air cleaner case.....	17252-041-010	1	0.2	
F04-06	COVER, front.....	64301-046-010 X L	1	0.2	
F04-07	COLLAR A, front cover setting .....	64345-046-010	2	0.1	
F04-08	WASHER, front cover setting .....	64347-001-000	4	0.2	
F04-09	WASHER, right, front cover setting .....	64348-046-000	1	0.1	
F04-10	WASHER, left, front cover setting .....	64349-046-000	1	0.1	
F04-11	CAP, front cover .....	64365-046-000 X L	1	0.1	
F04-12	EMBLEM, front cover .....	87102-046-000	1	0.1	
F04-20	BOLT, air cleaner setting .....	90113-001-040	1	0.1	
21	BOLT, front cover lower .....	90141-001-000	2		
22	BOLT, hex., 6×14 .....	92000-0601402	2		
23	NUT, hex., 6 mm .....	94001-06000	2		
24	NUT, thin, 10 mm.....	94002-10020	1		
25	NUT, blind, 6 mm.....	94021-06020	2		
26	WASHER, flat, 6 mm .....	94101-06000	1		
<b>F - 5</b>					
F05-01	TANK, fuel.....	17500-046-810	1	0.4	
F05-02	CAP, fuel filler .....	17620-001-000	1	0.1	
F05-03	GASKET, fuel filler cap.....	17631-001-000	1	0.1	
F05-04	TUBE, fuel reserve .....	17631-046-000	1	0.1	
F05-05	SEAT, double .....	77200-034-600	1	0.2	
F05-06	RUBBER, right, seat stopper .....	77151-001-000	1	0.1	
F05-07	RUBBER, left, seat stopper .....	77152-001-000	1	0.1	
F05-08	BRACKET, double seat .....	77221-034-600	1	0.2	
F05-09	BRACKET B, double seat (Black) .....	77222-001-810 B	1	0.2	
F05-10	RUBBER, rear seat stopper .....	77241-001-810	1	0.1	
F05-11	CATCH ASSY., double seat (Black).....	77230-001-810 B	1	0.2	
F05-12	STOPPER, front, seat.....	77236-001-810	1	0.1	
F05-13	BRACKET, right, rear suspension.....	50303-033-010	1	0.2	
F05-14	BRACKET, left, rear suspension .....	50306-033-010	1	0.2	
F05-15	BOLT, double seat hinge .....	90101-001-810	1	0.2	
F05-16	EMBLEM, right, fuel tank .....	87121-034-600	1	0.1	
F05-51	EMBLEM, left, fuel tank .....	87122-034-600	1	0.1	
17	BOLT, hex., 6×24.....	92000-0602402	4		
18	BOLT, hex., 8×14.....	92000-08014	2		
19	SCREW, cross., 6×16 .....	93700-0601602	1		
20	NUT, hex., 6 mm .....	94001-06000	11		
21	NUT, hex., 8 mm .....	94001-08000	2		
22	WASHER, flat, 6 mm .....	94101-06000	8		
23	WASHER, spring 6 mm .....	94111-06000	11		
24	WASHER, spring, 8 mm.....	94111-08000	2		
25	CLIP, ful tube, 5 mm .....	95002-50000	2		
26	TUBE, fuel, 5×450 .....	95001-50450	1		

# **F - 4 Front Cover · Air Cleaner / F - 5 Fuel Tank · Seat (C90)**


**F - 4**
**F - 5**


# **F - 6 Frame Body / F - 9 Rear Cushion (C90)**



**F - 6 Frame Body / F - 9 Rear Cushion (C90)**

Job No.	Description	Part No.	Unit C 90	FRT	Labor Charge
<b>F - 6</b>					
F06-01	TUBE, air cleaner connecting .....	17253-046-010	1	0.2	
F06-02	BAND, air cleaner connecting .....	17255-046-000	1	0.1	
F06-03	BAND B, air cleaner connecting .....	17256-046-000	1	0.1	
F06-04	BODY, frame .....	50100-046-010	1	6.5	
F06-05	BAND, battery (Black) .....	50373-040-000B	1	0.1	
F06-06	PLATE, battery support (Black) .....	50381-040-000B	1	0.2	
F06-07	BOX, tool (Ivory White) .....	83500-041-000X L	1	0.1	
F06-08	LATCH, tool box .....	83550-001-000	1	0.1	
F06-09	BOX, battery (Ivory White) .....	83600-040-000X L	1	0.1	
F06-10	LATCH, battery box .....	83650-034-000	1	0.1	
F06-11	MARK, rear .....	87141-202-000	1	0.1	
F06-12	PLATE, registered number .....	87501-046-010	1	0.1	
F06-13	BOLT, engine hanger .....	90112-046-000	1	0.2	
F06-14	BOLT, under, engine .....	90116-046-000	1	0.2	
15	BOLT, hex., 6×12 .....	92000-06012	1		
16	SCREW, cross, 5×16 .....	93500-05016	1		
17	NUT, hex., 6 mm .....	94001-06000	2		
18	NUT, hex., 10 mm .....	94001-100000	2		
19	WASHER, spring, 10 mm .....	94111-100000	1		
20	PIN, cotter, 3.0×45 .....	94201-30450	1		

**F - 9**

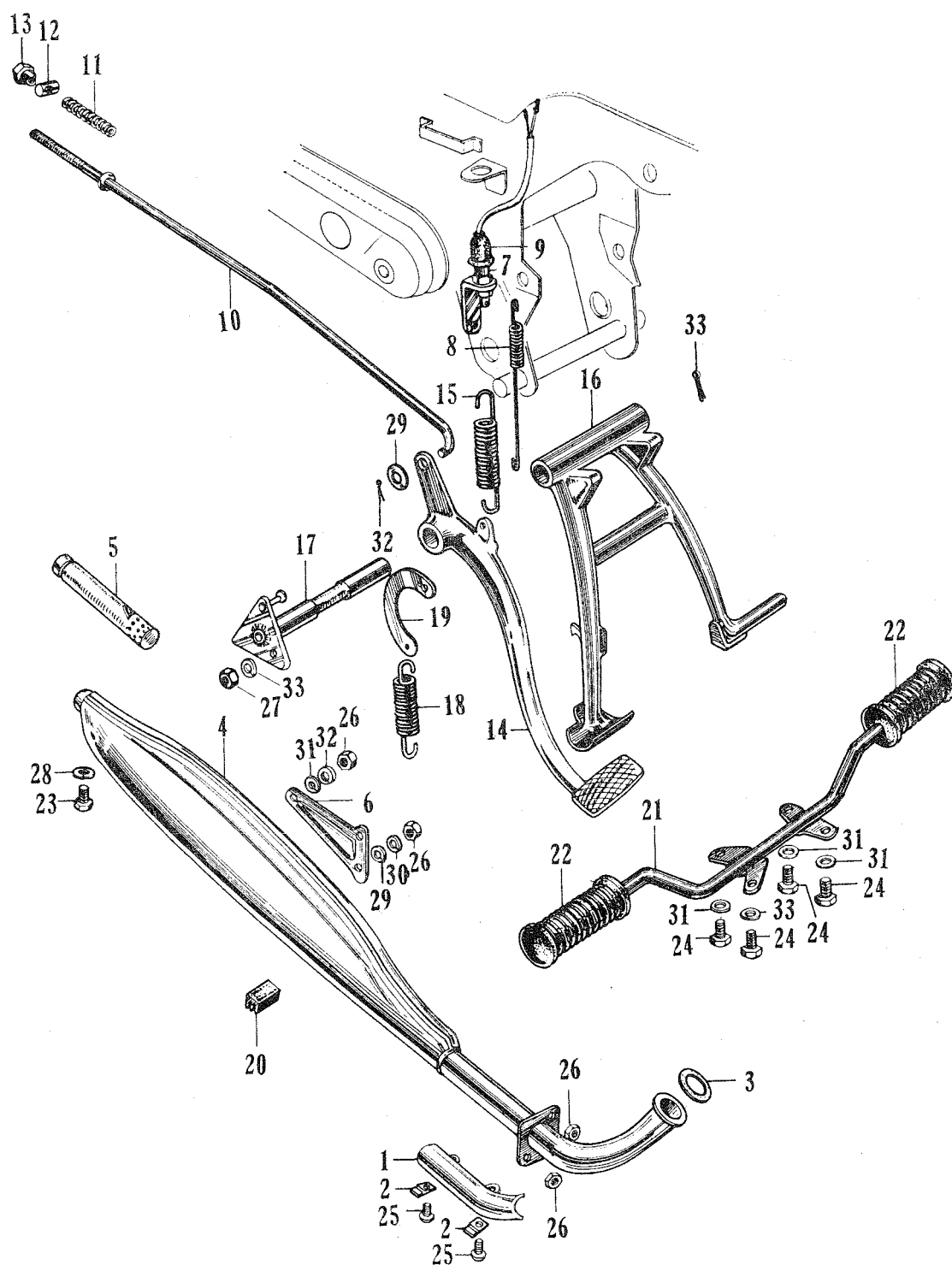
F09-01	CUSHION ASSY., rear .....	52400-034-000	1	0.2	
F09-02	CASE, upper, rear cushion .....	52410-034-000	1	0.5	
F09-03	CASE, bottom, rear cushion .....	52465-001-040	1	0.5	
F09-04	METAL, upper, rear cushion .....	52410-033-000	1	0.5	
F09-05	METAL, bottom, rear cushion .....	52420-033-000	1	0.5	
F09-06	SPRING, rear cushion .....	52401-034-000	1	0.5	
F09-07	RUBBER, rear cushion stopper .....	52475-011-000	1	0.5	
F09-08	BUSHING, rear cushion bottom rubber .....	52476-001-020	1	0.2	
F09-09	COLLAR, rear cushion rubber bushing .....	52486-001-000	1	0.2	
F09-10	GUIDE, rear cushion spring .....	52409-011-000	1	0.5	
F09-11	NUT, rear cushion upper locking .....	52481-033-000	1	0.5	
F09-12	BUSHING, rear cushion upper rubber .....	52485-001-010	1	0.2	
F09-13	WASHER, 24 mm .....	52492-011-000	1	0.5	
14	NUT, blind, 10 mm .....	94021-1002002	2		
15	NUT, blind, 12 mm .....	94021-1202002	2		
16	WASHER, flat 10 mm .....	94001-10000	2		
17	WASHER, flat 12 mm .....	94001-12000	2		



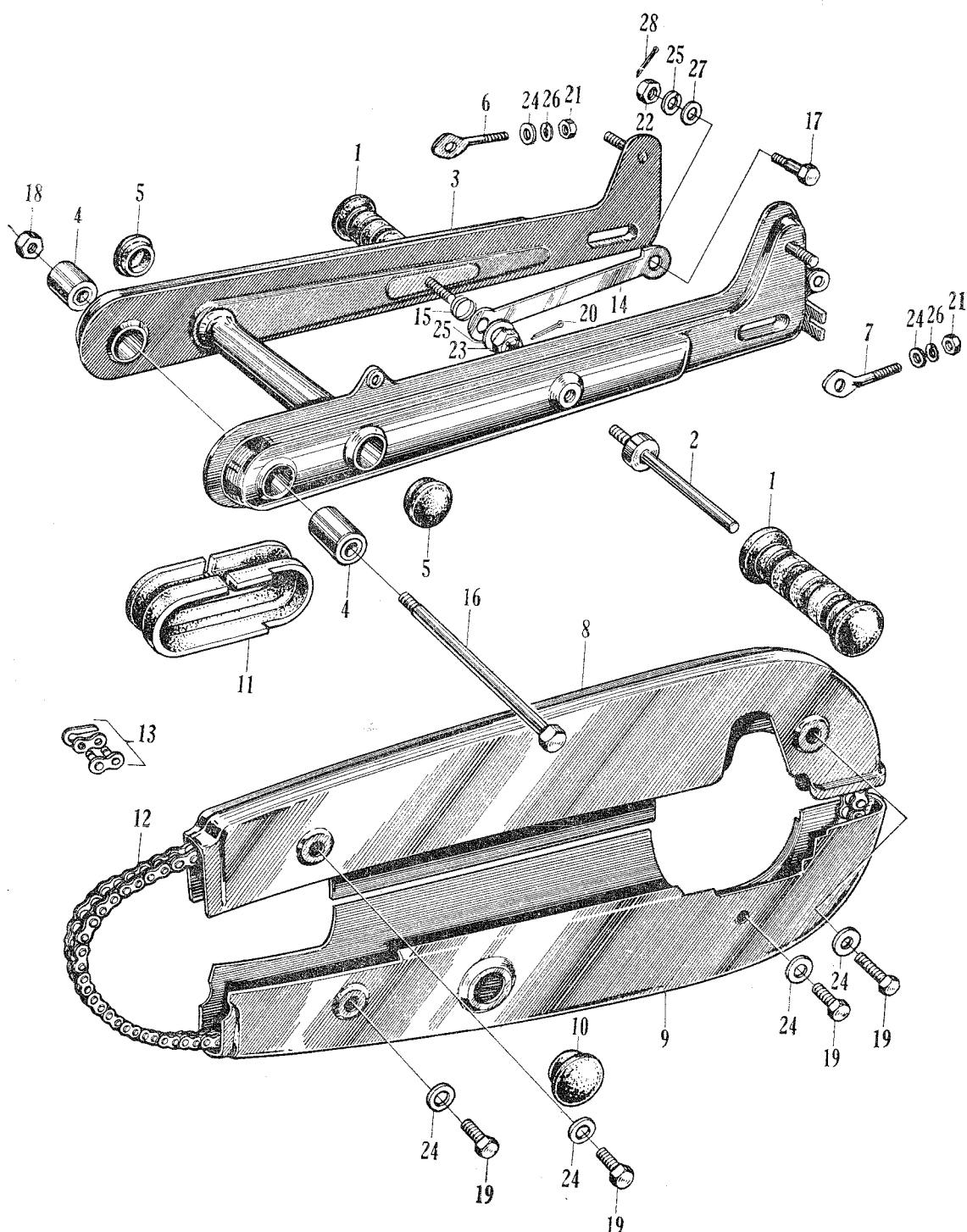
**F - 7 Stand · Step · Muffler (C90)**

Job No.	Description	Part No.	Unit C 90	FRT	Labor Charge
F07-01	COVER, exhaust pipe .....	18240-046-010	1	0.1	
F07-02	BAND B, exhaust pipe cover setting .....	18272-220-000	2	0.1	
F07-03	GASKET, exhaust pipe .....	18291-028-000	1	0.2	
F07-04	MUFFLER, exhaust .....	18300-046-020	1	0.2	
F07-05	PIPE, exhaust diffusor .....	18301-046-010	1	0.2	
F07-06	STAY, upper, muffler.....	18315-046-000	1	0.1	
F07-07	SWITCH ASSY., stop .....	35350-046-010	1	0.1	
F07-08	SPRING, stop switch .....	35357-046-000	1	0.1	
F07-09	COVER, stop switch terminal .....	35361-011-000	1	0.1	
F07-10	ROD, brake .....	43450-041-000	1	0.2	
F07-11	SPRING, rear brake rod .....	434s2-001-000	1	0.1	
F07-12	JOINT, front brake arm .....	45461-001-000	1	0.1	
F07-13	NUT, front brake adjust .....	45462-001-000	1	0.1	
F07-14	PEDAL, brake .....	46500-046-000	1	0.2	
F07-15	SPRING, brake pedal .....	46514-001-010	1	0.1	
F07-16	STAND, main (Black) .....	50500-046-000 B	1	0.3	
F07-17	PIPE, rear brake pivot .....	50512-041-000	1	0.2	
F07-18	SPRING, main stand .....	50522-001-000	1	0.1	
F07-19	HOOK, main stand spring.....	50523-001-000	1	0.1	
F07-20	RUBBER, main stand stopper .....	50524-001-000	1	0.1	
F07-21	BAR, step (Black) .....	50610-046-000 B	1	0.2	
F07-22	PAD, step.....	50661-001-000	1	0.1	
23	BOLT, hex., 5×8 .....	92000-05008	1		
24	BOLT, hex., 8×22.....	92000-08022	4		
25	SCREW, cross., 5×14 .....	93500-05014	2		
26	NUT, hex., 6 mm .....	94001-06000	4		
27	NUT, thin, 8 mm .....	94002-08000	1		
28	WASHER, flat, 5 mm .....	94101-05000	1		
29	WASHER, flat, 6 mm .....	94101-06000	3		
30	WASHER, spring, 6 mm.....	94111-06000	2		
31	WASHER, spring, 8 mm.....	94111-08000	5		
32	PIN, cotter, 1.6×15.....	94201-16150	1		
33	PIN, cotter, 3.0×25 .....	94201-30250	1		

# F - 7 Stand · Step · Muffler (C90)



# F - 8 Rear Fork · Chain Case (C90)



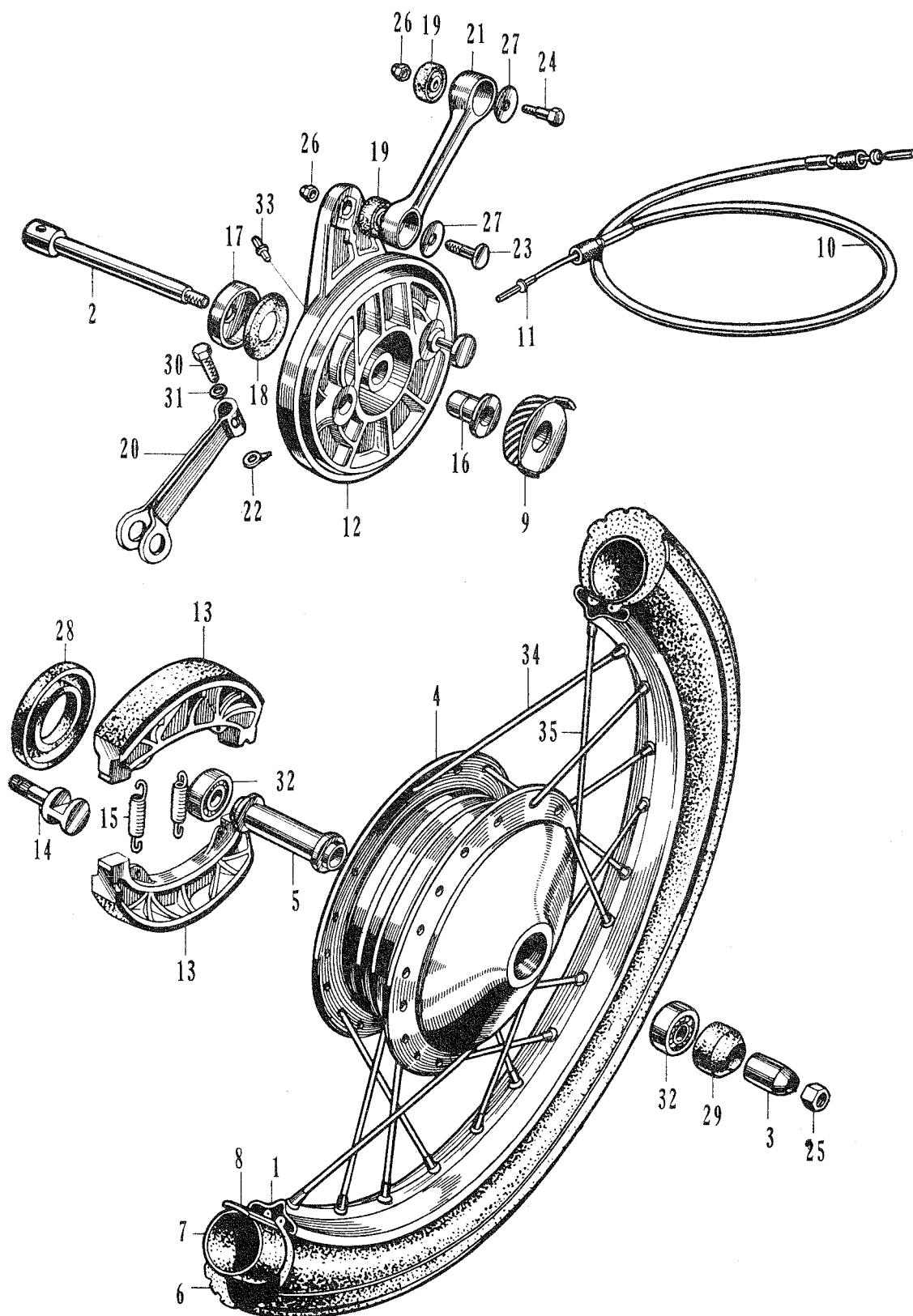
**F - 8 Rear Fork • Chain Case (C90)**

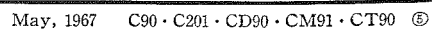
Job No.	Description	Part No.	Unit C 90	FRT	Labor Charge
F08-01	PAD, pillion step bar .....	50731-051-000	2	0.1	
F08-02	BAR, pillion step .....	50700-001-810	1	0.1	
F08-03	FORK, rear .....	52100-034-000	1	1.0	
F08-04	BUSHING, rear fork pivot rubber.....	52181-001-300	2	0.2	
F08-05	CAP, cross member side.....	52161-001-010	2	0.2	
F08-06	ADJUSTER, right, drive chain .....	40543-051-000	1	0.2	
F08-07	ADJUSTER, left, drive chain .....	40544-001-000	1	0.2	
F08-08	CASE, upper, drive chain .....	40510-034-000	1	0.2	
F08-09	CASE, lower, drive chain .....	40520-034-000	1	0.2	
F08 10	CAP, chain case peep hole .....	40545-001-000	1	0.1	
F08-11	GASKET, drive chain case .....	40591-001-000	1	0.2	
F08-12	CHAIN, drive (100L) .....	40530-030-810	1	0.4	
F08-13	JOINT, drive chain .....	40531-200-000	1	0.2	
F08-14	LINK, rear brake torque .....	43431-001-020	1	0.4	
F08-15	SPRING, rear brake torque link.....	43434-250-000	1	0.4	
F08-16	BOLT, rear fork pivot .....	90121-041-000	1	0.2	
F08-17	BOLT, rear brake torque .....	90127-001-010	1	0.4	
F08-18	NUT, axle .....	90305-001-000	1	0.1	
19	BOLT, hex., 6×6 .....	92000-06006	2		
20	PIN, lock, 8 mm.....	94251-08000	1		
21	NUT, hex., 6 mm .....	94001-06000	4		
22	NUT, hex., 8 mm .....	94001-08000	1		
23	NUT, slotted, 8 mm .....	94011-08000	1		
24	WASHER, flat, 6 mm .....	94101-06000	3		
25	WASHER, flat 8 mm .....	94101-08000	2		
26	WASHER, spring, 6 mm.....	94111-06000	5		
27	WASHER, spring, 10mm .....	94111-10000	1		
28	PIN, cotter, 2.0×18.....	94201-20180	1		

**F - 10 Front Wheel (C90)**

Job No.	Description	Part No.	Unit C 90	FRT	Labor Charge
F 10-01	RIM, wheel .....	42701-030-000	1	2.0	
F 10-02	AXLE, front wheel .....	44301-030-000	1	0.2	
F 10-03	COLLAR, front wheel side .....	44311-030-000	1	0.2	
F 10-04	HUB, front wheel.....	44601-028-000	1	2.4	
F 10-05	COLLAR, front axle distance .....	44620-030-000	1	0.9	
F 10-06	TIRE, front wheel .....	44711-052-000	1	0.4	
F 10-07	TUBE, wheel .....	44712-030-000	1	0.4	
F 10-08	FLAP, tire .....	44713-030-000	1	0.4	
F 10-09	GEAR, speedometer .....	44806-030-000	1	0.2	
F 10-10	CABLE, speedometer .....	44830-041-000	1	0.3	
F 10-11	CABLE, inner, speedometer .....	44831-041-000	1	0.1	
F 10-12	PANEL, front brake .....	45100-046-000	1	0.2	
F 10-13	SHOE, brake .....	45120-001-010	2	0.3	
F 10-14	CAM, front brake .....	45131-030-000	1	0.3	
F 10-15	SPRING, brake shoe .....	45133-001-010	2	0.3	
F 10-16	SPACER, front brake panel.....	45141-030-000	1	0.2	
F 10-17	CAP, front brake panel dust-seal .....	45142-030-000	1	0.1	
F 10-18	DUST-SEAL, front brake panel.....	45143-011-000	1	0.1	
F 10-19	BUSHNG, front brake torque link rubber...	45146-001-000	2	0.2	
F 10-20	ARM, front brake .....	45410-030-010	1	0.1	
F 10-21	LINK, front brake torque.....	45431-001-000	1	0.2	
F 10-22	NUT, front brake arm setting .....	45436-001-000	1	0.1	
F 10-23	BOLT, front brake panel stopper .....	90104-011-000	1	0.1	
F 10-24	BOLT, front brake torque .....	90126-030-010	1	0.2	
F 10-25	NUT, axle .....	90305-001-000	1	0.2	
F 10-26	NUT, self lock, 8 mm.....	90349-001-000	2	0.1	
F 10-27	WASHER, 8.3 mm .....	90534-011-000	2	0.3	
F 10-28	OIL SEAL, 47587 .....	91251-030-000	1	0.3	
F 10-29	OIL SEAL, 23377 .....	91251-030-000	1	0.1	
30	BOLT, hex., 6×28.....	92000-06028	1		
31	WASHER, flat, 6 mm .....	94101-06000	1		
F 10-32	BEARING, ball, 6301 R .....	96140-63010	2	0.4	
F 10-33	NIPPLE, grease, 4.5 mm .....	96201-30000	1	0.1	
F 10-34	SPOKE A.....	97147-211661-2	1	0.2	
35	SPOKE B.....	97351-211641-2	Set	2.0	

## F - 10 Front Wheel (C90)





**F - 11 Rear Wheel (C90)**

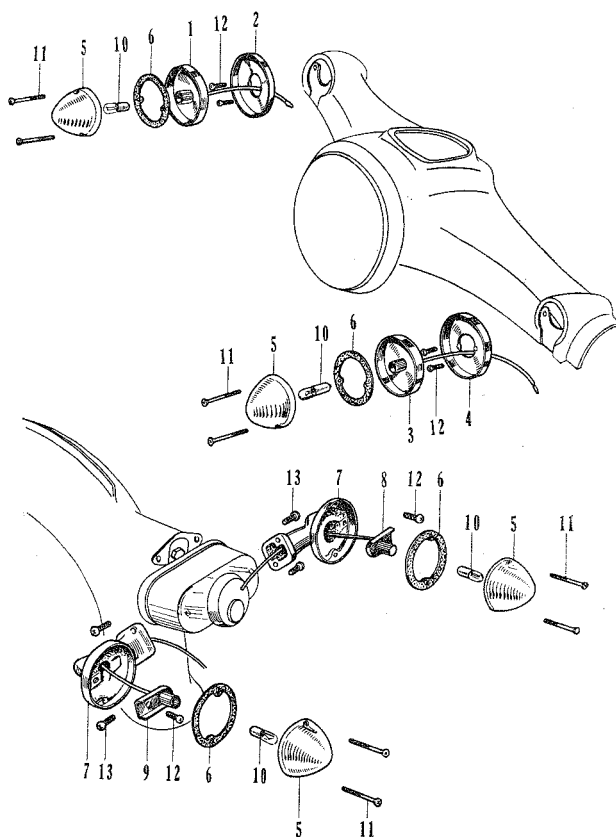
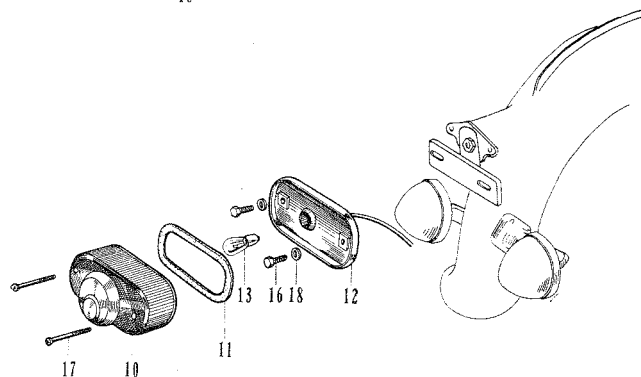
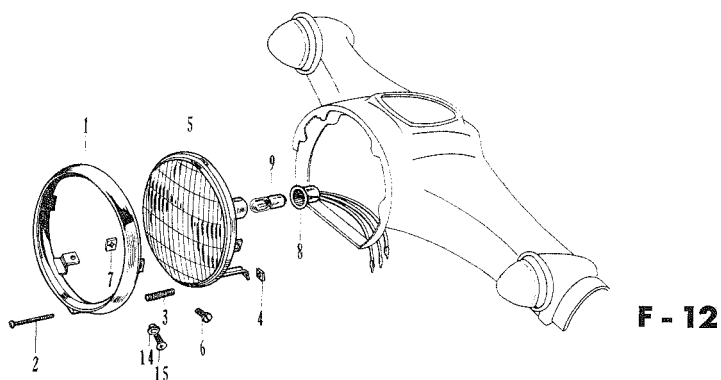
Job No.	Description	Part No.	Unit C 90	FRT	Labor Charge
F11-01	FLAP, tire .....	44713-030-000	1	0.4	
F11-02	SHOE, brake .....	45120-001-010	2	0.4	
F11-03	SPRING, brake shoe .....	45133-001-010	2	0.4	
F11-04	RIM, wheel .....	42701-030-000	1	2.0	
F11-05	SPOKE A, rear .....	97282-421641-3	1 Sat	0.2	
9	SPOKE B, rear .....	97519-421641-2		2.0	
F11-06	HUB, rear wheel .....	42601-028-000	1	2.4	
F11-07	TIRE, rear wheel .....	42711-052-000	1	0.4	
F11-08	TUBE, wheel .....	44712-030-000	1	0.4	
F11-10	COLLAR, rear brake panel side .....	42313-035-000	1	0.1	
F11-11	COLLAR, rear axle distance.....	42620-001-010	1	0.9	
F11-12	O RING, 40.5×3 .....	42653-001-000	1	0.9	
F11-13	COLLAR, rear axle sleeve .....	42304-030-000	1	0.2	
F11-14	AXLE, rear wheel.....	42301-034-000	1	0.2	
F11-15	SLEEVE, rear wheel axle .....	42303-034-000	1	0.5	
F11-16	SPROCKET, final driven .....	41201-030-000	1	0.5	
F11-17	FLANGE, final drive .....	42610-030-000	1	0.5	
F11-18	DAMPER, rear wheel .....	41241-001-040	4	0.3	
F11-19	PANEL, rear brake .....	43100-028-010	1	0.4	
F11-20	CAM, rear brake .....	43141-028-000	1	0.4	
F11-21	ARM, rear brake .....	43411-035-010	1	0.2	
F11-22	BOLT, driven sprocket setting .....	90128-001-030	4	0.2	
F11-23	NUT, axle .....	90305-001-000	1	0.1	
F11-24	NUT, rear axle sleeve .....	90307-001-000	1	0.1	
F11-25	WASHER, tongued, 8 mm .....	90522-030-000	2	0.4	
F11-26	OIL SEAL, 23406 .....	91253-030-000	1	0.3	
F11-27	BEARING, ball, 6301 .....	96100-63010	2	0.7	
F11-28	BEARING, ball, 6203 Z .....	96120-62030	1	0.3	
29	BOLT, hex., 6×18.....	92000-06018	1		
30	NUT, thin, 8 mm .....	94002-08000	4		



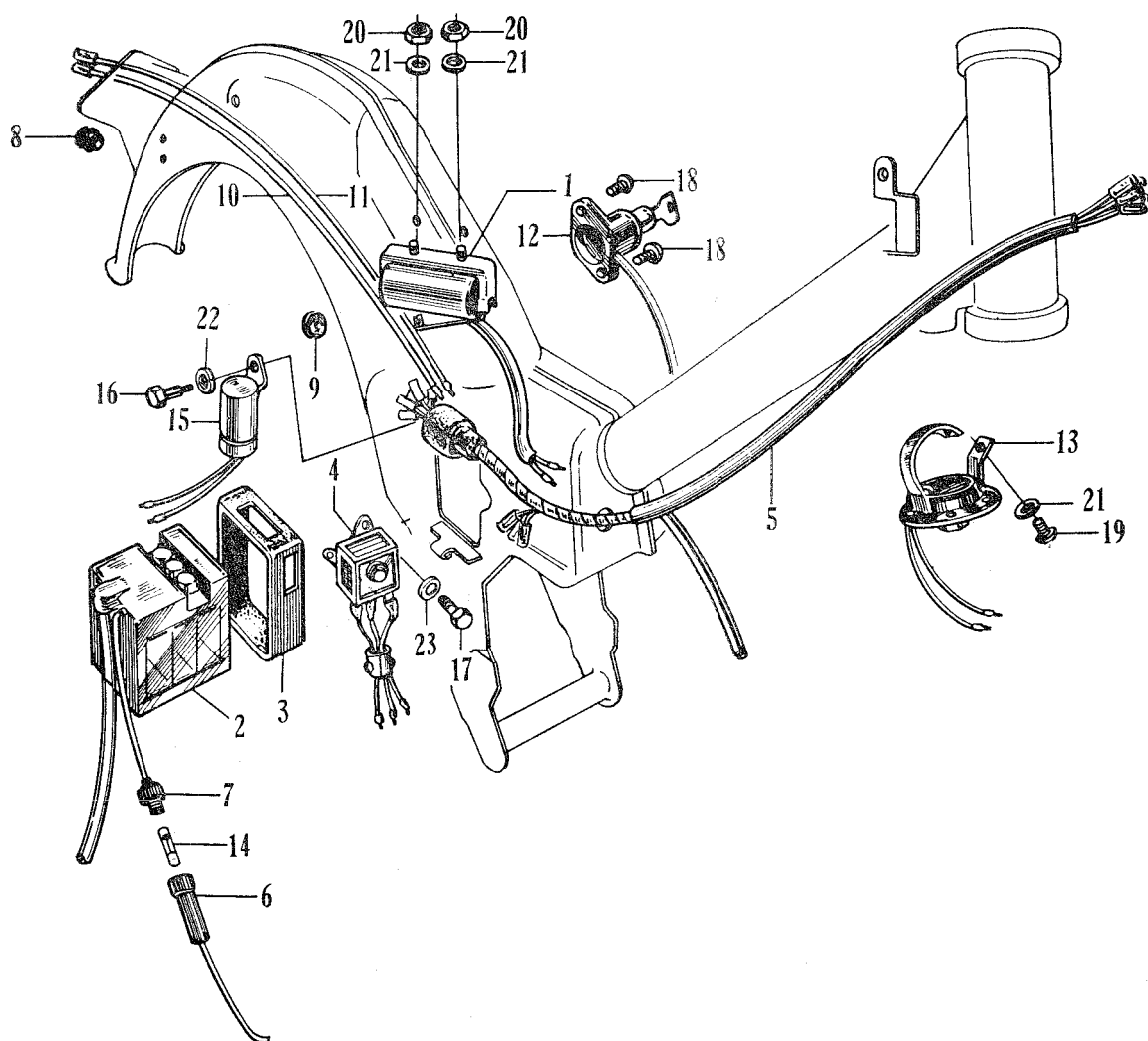
**F - 12 Head Light · Tail Light / F - 13 Winker (C90)**

Job No.	Description	Part No.	Unit C 90	FRT	Labor Charge
<b>F - 12</b>					
F12-00	LIGHT ASSY., head .....	33100-041-692	1	0.2	
F12-01	RIM, head light.....	33101-041-003	1	0.1	
F12-02	SCREW, adjusting .....	33102-001-003	1	0.1	
F12-03	SPRING, adjust screw .....	33107-030-003	1	0.1	
F12-04	NUT, beam adjust .....	33117-001-003	1	0.1	
F12-05	LIGHT UNIT, head.....	33121-041-691	1	0.1	
F12-06	PIN, holder .....	33125-200-025	2	0.1	
F12-07	NUT, unit holder .....	33128-200-015	2	0.1	
F12-08	SOCKET, head light .....	33130-041-691	1	0.1	
F12-09	BULB, head light .....	34901-030-000	1	0.1	
F12-10	LENS, tail light .....	33701-041-000	1	0.1	
F12-11	GASKET, tail light lens.....	33709-041-000	1	0.1	
F12-12	SOCKET, tail light .....	33702-230-000	1	0.1	
F12-13	BULB, tail light .....	34906-030-010	1	0.1	
F12-14	WASHER, head light setting .....	90520-041-010	2		
F12-15	SCREW, special 5 mm.....	90101-041-000	2		
16	BOLT, hex., 5×12 .....	92000-051240	2		
17	SCREW, cross, 4×45 .....	93500-0404502	2		
18	WASHER, spring, 5 mm.....	94111-05000	2		
<b>F - 13</b>					
F13-51	LAMP ASSY., right front winker.....	33400-041-000	1	0.2	
F13-01	SOCKET, right front winker .....	33410-041-010	1	0.2	
F13-02	BASE, right front winker.....	33411-041-010	1	0.3	
F13-52	LAMP ASSY., left front winker .....	33450-041-000	1	0.2	
F13-03	SOCKET, left front winker .....	33460-041-010	1	0.2	
F13-04	BASE, left front winker .....	33461-041-000	1	0.3	
F13-53	LAMP ASSY., right rear winker .....	33600-041-000	1	0.2	
F13-05	LENS, winker.....	33602-041-671	1	0.1	
F13-06	GASKET, winker lens.....	33604-041-000	1	0.1	
F13-07	BASE, rear winker .....	33611-041-000	1	0.3	
F13-08	SOCKET, right rear winker.....	33610-041-000	1	0.2	
F13-54	LAMP ASSY., left rear winker .....	33650-041-000	1	0.2	
F13-09	SOCKET, left front winker.....	33655-041-000	1	0.2	
F13-10	BULB, winker .....	34905-001-000	1	0.1	
11	SCREW, cross, 3×12 .....	93500-0301202	8		
12	SCREW, cross, 4×6.....	93500-04006	6		
13	SCREW, cross, 5×18 .....	93700-05011	4		

# F - 12 Head Light · Tail Light / F - 13 Winker (C90)



# F - 14 Wire Harness · Battery (C90)



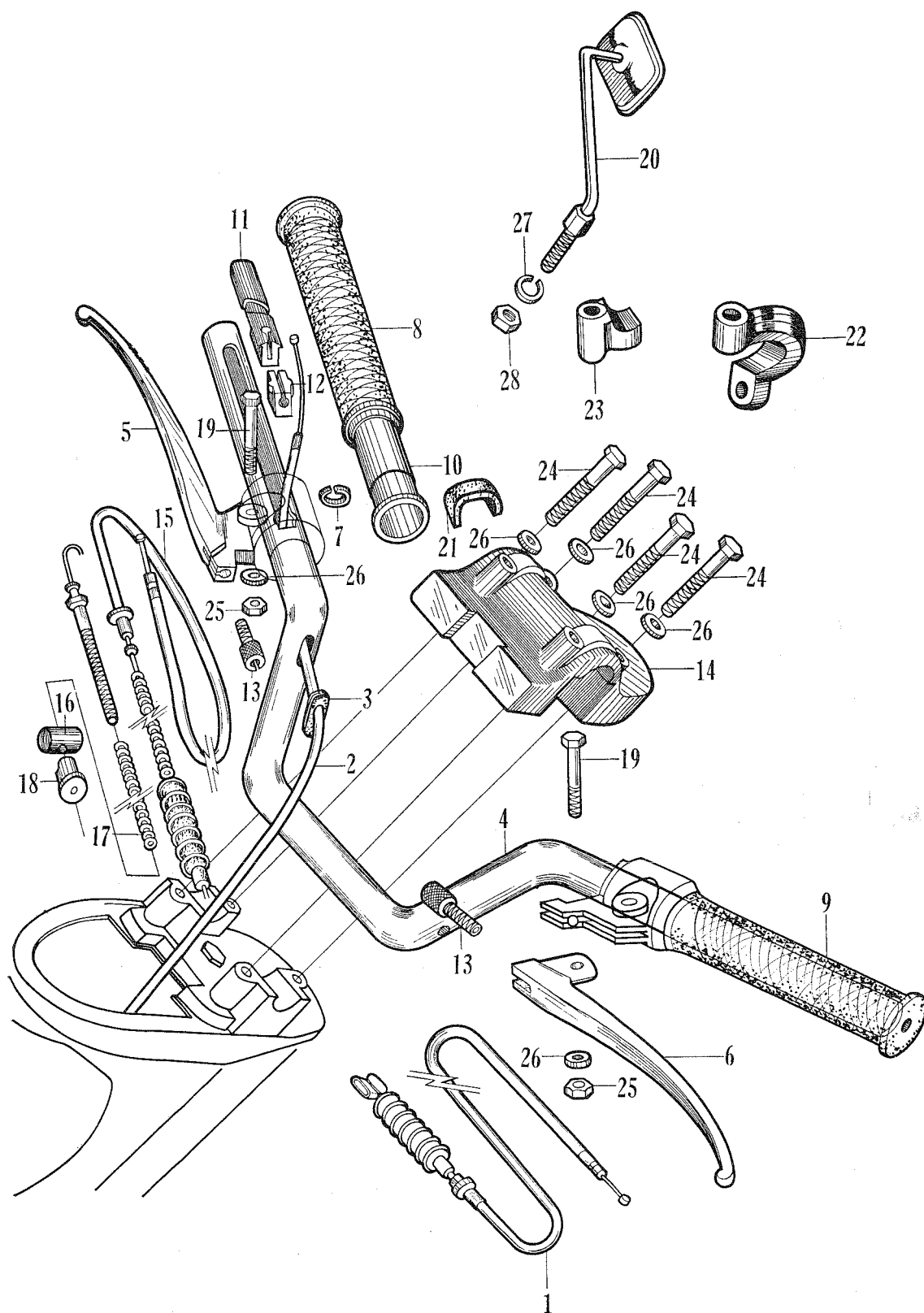
**F - 14 Wire Harness • Battery (C90)**

Job No.	Description	Part No.	Unit C 90	FRT	Labor Charge
F14-01	COIL ASSY., ignition .....	30400-046-000	1	0.4	
F14-02	BATTERY .....	31500-046-000	1	0.3	
F14-03	CUSHION, battery mounting .....	31510-046-000	1	0.2	
F14-04	RECTIFIER ASSY., selenium .....	31700-033-000	1	0.2	
F14-05	HARNESS, wire .....	32100-046-020	1	1.4	
F14-06	CONNECTOR B, fuse.....	32106-253-010	1	0.1	
F14-07	CONNECTOR A, fuse .....	32112-253-300	1	0.1	
F14-08	GROMMET, tail light cord .....	32982-011-000	1	0.1	
F14-09	GROMMET, wire cord .....	32983-011-000	1	0.1	
F14-10	CORD, sub, tail light .....	33711-041-000	1	0.2	
F14-11	CORD, sub, stop light.....	33713-041-000	1	0.2	
	SWITCH KIT, combination .....	35010-046-000	1		
F14-12	SWITCH ASSY., combination.....	35100-046-000	1	0.3	
F14-13	HORN .....	38100-046-000	1	0.2	
F14-14	FUSE .....	38201-030-000	1	0.1	
F14-15	RELAY, winker.....	38300-034-000	1	0.3	
F14-16	BOLT, winker relay setting.....	90157-001-000	2	0.2	
17	BOLT, hex., 6×12.....	92000-06012	2		
18	SCREW, cross., 6×8 .....	93500-06008	2		
19	SCREW, cross., 6×12 .....	93500-06012	1		
20	NUT, hex., 6 mm .....	94001-06000	2		
21	WASHER, flat, 6 mm .....	94101-06000	3		
22	WASHER, flat, 8 mm .....	94101-08000	1		
23	WASHER, spring, 6 mm.....	94111-06000	2		

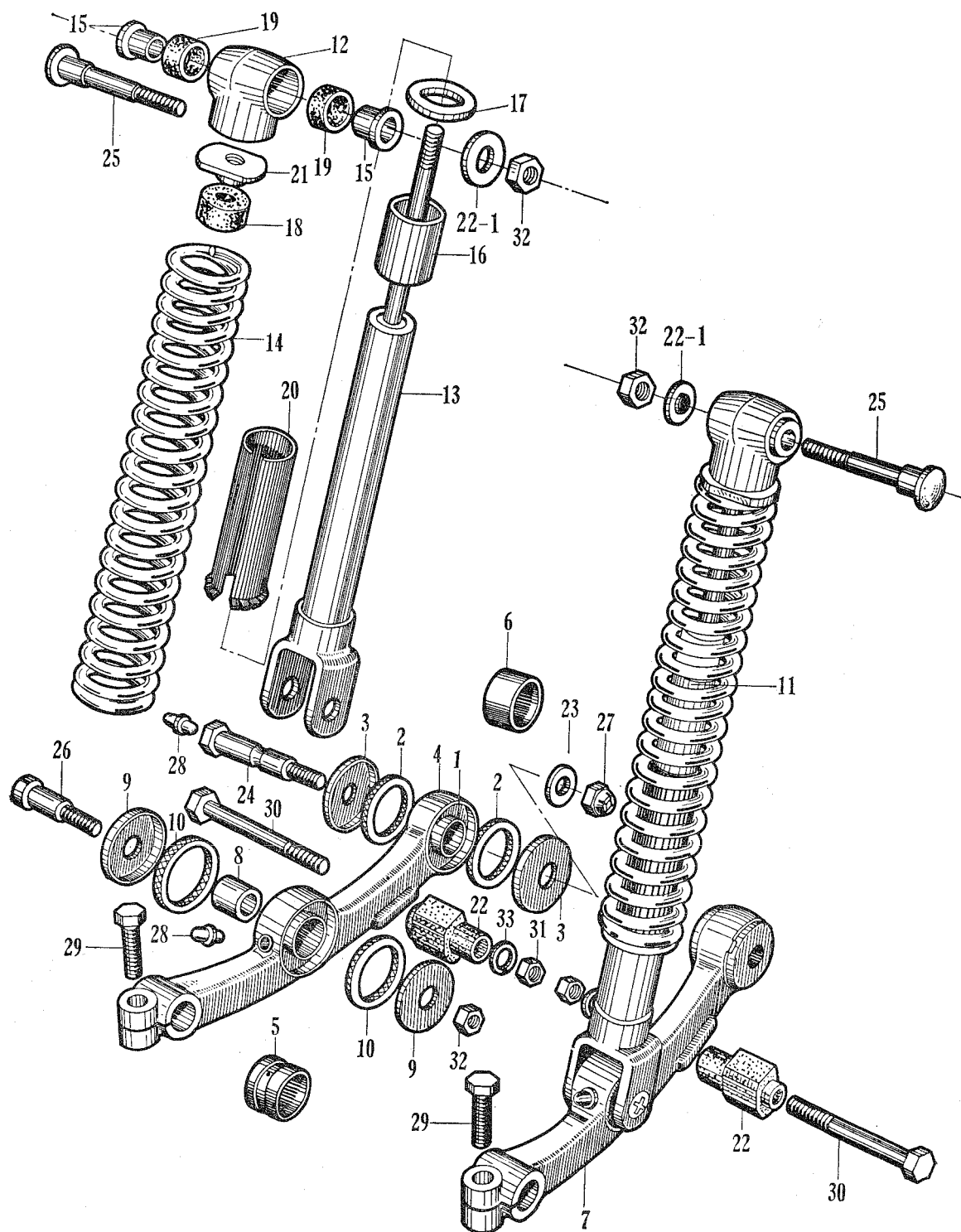
**F - 1 Handle (C201 / CD90)**

Job No.	Description	Part No.	Unit		FRT	Labor Charge
			C 201	CD 90		
F01-01	CABLE, clutch .....	22870-052-000	1	1	0.2	
F01-02	CABLE, throttle .....	17910-030-000	1	1	0.2	
F01-03	GROMMET, throttle cable .....	17911-023-000	1	1	0.2	
F01-04	PIPE, steering handle.....	53100-030-000	1	1	0.7	
F01-04	PIPE, steering handle (for England) .....	53100-030-600	1	1	0.7	
F01-05	LEVER, right, steering handle .....	53175-052-000	1	1	0.1	
F01-06	LEVER, left, steering handle .....	53178-052-030	1	1	0.1	
F01-07	ADJUSTER, throttle grip .....	53163-001-000	1	1	0.1	
F01-08	GRIP, right.....	53165-011-000	1	1	0.1	
F01-09	GRIP, left .....	53166-011-000	1	1	0.1	
F01-10	PIPE, throttle grip .....	53141-011-000	1	1	0.2	
F01-11	HINGE, throttle cable.....	53161-001-000	1	1	0.2	
F01-12	HOLDER, throttle cable outer.....	53162-011-000	1	1	0.2	
F01-13	BOLT, clutch cable adjusting .....	53192-030-000	2	2	0.1	
F01-14	HOLDER, upper, handle pipe .....	53131-030-000	1	1	0.1	
F01-15	CABLE, front brake .....	45450-030-000	1	1	0.2	
F01-16	JOINT, front brake arm .....	45461-001-000	1	1	0.1	
F01-17	SPRING, front brake arm.....	45437-001-000	1	1	0.1	
F01-18	NUT, front brake adjusting.....	45462-028-000	1	1	0.1	
F01-19	SCREW, handle lever pivot .....	90114-030-010	2	2	0.1	
F01-20	MIRROR, right back .....	88120-011-810	1	1	0.1	
F01-21	CUSHION, back mirror .....	88191-011-000	1	1	0.1	
F01-22	BRACKET, upper, back mirror .....	88131-011-020	1	1	0.2	
F01-23	BRACKET, lower, back mirror .....	88132-011-020	1	1	0.2	
	NUT, back mirror locking .....	90314-200-010	1	1		
24	BOLT, hex., 6 mm.....	92000-0602802	4	4		
25	NUT, hex., 6 mm .....	94001-06000	2	2		
26	WASHER, flat, 6 mm .....	94101-06000	6	6		
27	WASHER, spring, 8 mm.....	94111-08000	1	1		
28	NUT, hex., 8 mm .....	94100-08000	1	1		

## F - 1 Handle (C201 / CD90)

C201 FRAME  
CD90

## F - 2 Front Cushion (C201 / CD90)



**F - 2 Front Cushion (C201/CD90)**

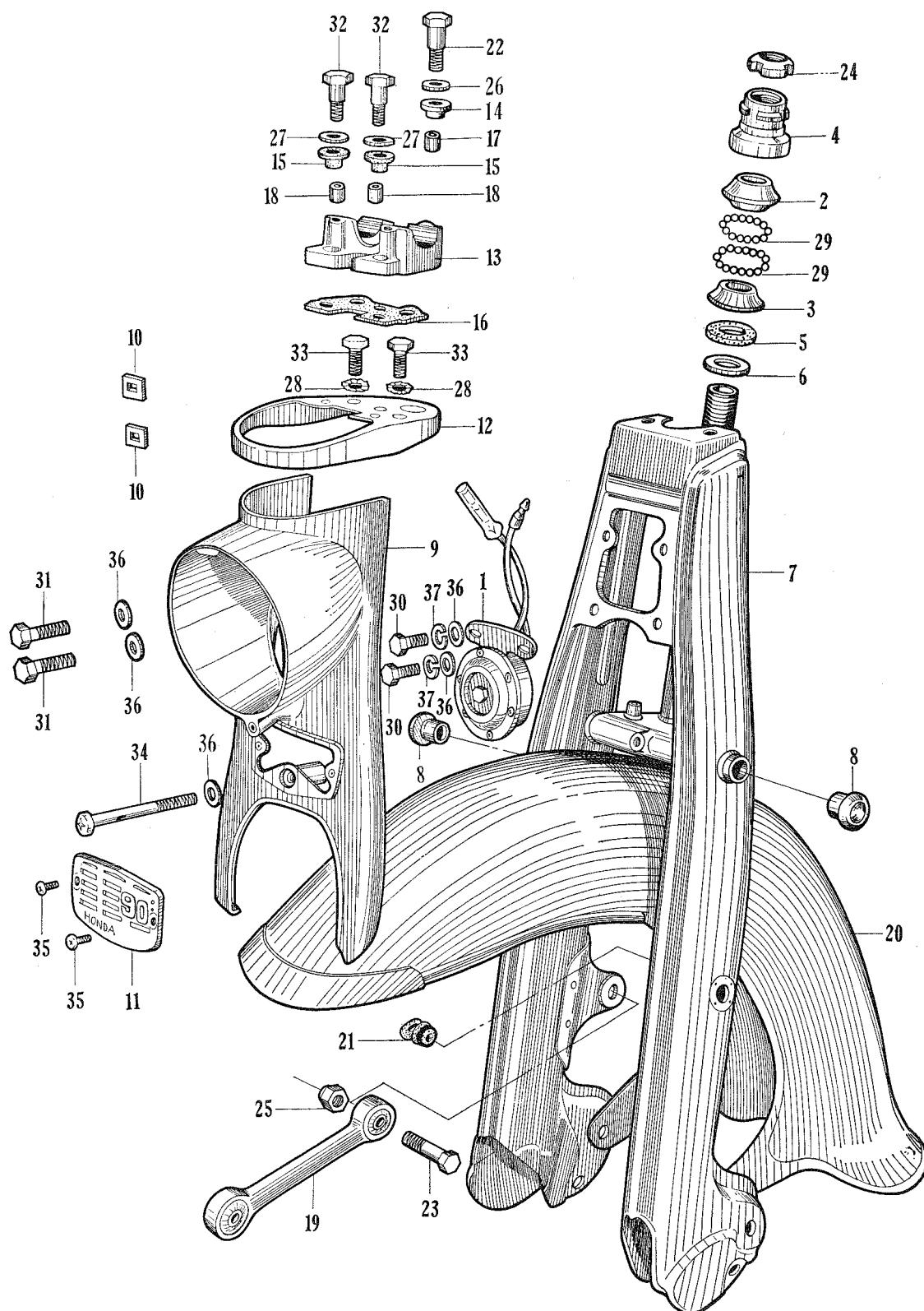
Job No.	Description	Part No.	Unit		FRT	Labor	Charge
			C 201	CD 90			
F02-01	COLLAR, front arm pivot .....	51331-001-000	1	1	0.6		
F02-02	DUST-SEAL, front arm pivot .....	51332-001-000	2	2	0.6		
F02-03	CAP, front arm dust seal.....	51333-001-000	2	2	0.6		
F02-04	ARM, right, front suspension .....	51210-030-000	1	1	0.6		
F02-05	BUSHING, lower, front cushion.....	51311-001-000	1	1	0.6		
F02-06	BUSHING, front arm pivot .....	51312-001-000	1	1	0.6		
F02-07	ARM, left, front suspension .....	51220-030-000	1	1	0.6		
F02-08	COLLAR, front cushion lower distance .....	51334-001-000	1	1	0.5		
F02-09	CAP, front cushion lower dust seal.....	51336-001-000	2	2	0.5		
F02-10	DUST-SEAL, lower, front cushion .....	51335-001-000	2	2	0.5		
F02-11	CUSHION ASSY., front.....	51400-034-000	1	1	0.5		
F02-12	METAL, upper, front cushion .....	51410-001-040	1	1	0.6		
F02-13	METAL, bottom, front cushion .....	51420-030-000	1	1	0.6		
F02-14	SPRING, front cushion .....	51410-034-000	1	1	0.6		
F02-15	COLLAR, upper, front cushion .....	51488-001-000	2	2	0.5		
F02-16	COLLAR, outer, front cushion.....	51486-030-010	1	1	0.6		
F02-17	SEAT, front cushion spring.....	51407-001-000	1	1	0.6		
F02-18	RUBBER, front cushion stopper.....	51475-030-000	1	1	0.6		
F02-19	BUSHING, front cushion rubber .....	51489-001-000	2	2	0.5		
F02-20	GUIDE, front cushion spring .....	51409-001-020	1	1	0.6		
F02-21	NUT, front cushion bottom locking.....	51482-001-020	1	1	0.6		
F02-22	STOPPER, front arm rebound .....	51251-001-000	1	1	0.5		
F02-51	METAL, front fender upper fixing .....	61117-001-000	1	1	0.6		
F02-23	METAL, front fender lower fixing .....	61142-001-000	1	1	0.6		
F02-24	BOLT, front arm pivot .....	90125-001-000	1	1	0.6		
F02-25	BOLT, upper, front cushion .....	90147-001-000	1	1	0.5		
F02-26	BOLT, lower, front cushion .....	90149-001-010	1	1	0.5		
F02-27	NUT, self lock, 8 mm.....	90349-001-000	1	1	0.6		
F02-28	NIPPLE, grease, 4.5 mm .....	96201-30000	2	2	0.6		
29	BOLT, hex., 8×12.....	92000-08022	2	2			
30	BOLT, hex., 8×46.....	92000-0804602	2	2			
31	NUT, hex., 8 mm .....	94001-08000	2	2			
32	NUT, thin, 8 mm .....	94002-08000	4	4			
33	WASHER, spring, 8 mm .....	94111-08000	2	2			



**F - 3 Front Fork (C201 / CD90)**

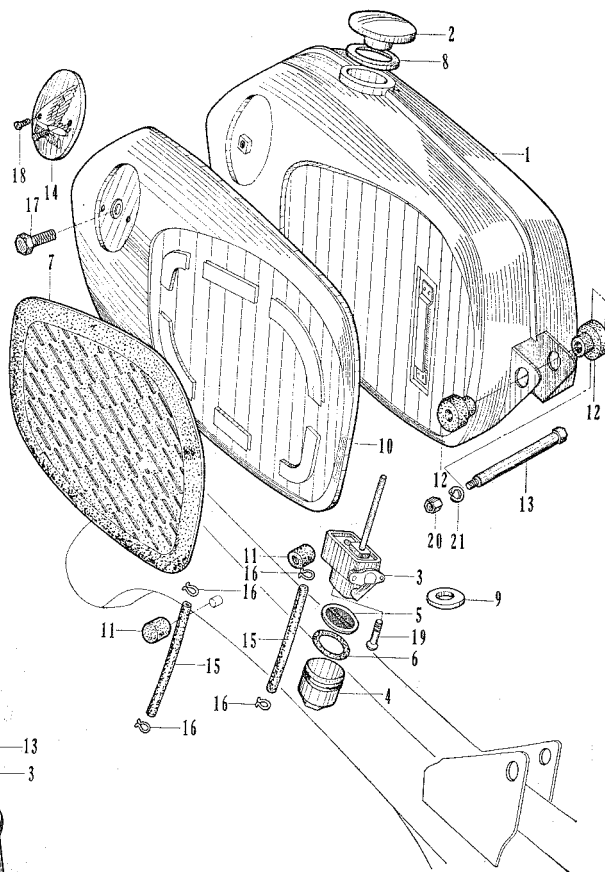
Job No.	Description	Part No.	Unit		FRT	Labor	Charge
			C 201	CD 90			
F03-01	HORN ASSY.....	38100-030-000	1	1	0.1		
F03-02	RACE, steering top cone .....	53216-030-305	1	1	0.5		
F03-03	RACE, steering bottom cone .....	53217-030-305	1	1	0.9		
F03-04	THREAD, steering head top .....	53220-030-000	1	1	0.5		
F03-05	DUST-SEAL, steering head.....	53214-001-010	1	1	0.5		
F03-06	WASHER, steering head dust-seal.....	53215-001-000	1	1	0.5		
F03-07	FORK, front .....	51100-030-000	1	1	1.3		
F03-08	CAP, front fork side .....	51341-001-000	2	2	0.1		
F03-09	CASE, head light .....	61301-030-000	1	1	0.4		
F03-10	COLLAR B, head light setting .....	61303-011-000	1	1	0.4		
F03-11	COVER, horn .....	61311-030-000	1	1	0.1		
F03-12	PLATE, fork top bridge .....	53230-030-000B	1	1	0.4		
F03-13	HOLDER, lower, handle pipe .....	53132-030-000	1	1	0.4		
F03-14	RUBBER A, handle cushion .....	53133-030-000	1	1	0.1		
F03-15	RUBBER B, handle cushion .....	53134-030-000	2	2	0.1		
F03-16	RUBBER C, handle cushion .....	53135-052-000	1	1	0.4		
F03-17	COLLAR A, handle holder setting.....	53136-052-000	1	1	0.1		
F03-18	COLLAR B, handle holder setting .....	53137-052-000	1	1	0.1		
F03-19	LINK, front brake torque .....	45431-001-000	1	1	0.1		
F03-20	FENDER, front .....	61100-030-010	1	1	0.2		
F03-20	FENDER, front (for England) .....	61100-030-610	1	1	0.2		
F03-21	GROMMET, cable .....	45451-033-000	1	1	0.1		
F03-22	BOLT, handle holder setting .....	90122-035-000	1	1	0.1		
F03-23	BOLT, front brake torque .....	90126-030-010	1	1	0.6		
F03-24	NUT, steering stem.....	90304-030-000	1	1	0.5		
F03-25	NUT, self lock, 8 mm .....	90349-001-000	1	1	0.6		
F03-26	WASHER A, handle holder setting .....	90524-030-000	1	1	0.1		
F03-27	WASHER B, handle holder setting .....	90525-030-000	2	2	0.1		
F03-28	WASHER, tooth .....	90552-001-000	2	2	0.4		
F03-29	BALL, steel, 3/16" .....	96211-06000	42	42	0.5		
30	BOLT, hex., 6×12.....	92000-06012	2	2			
31	BOLT, hex., 6×22.....	92000-06022	2	2			
32	BOLT, hex., 6×30.....	92000-06030	2	2			
33	BOLT, hex., 6×16.....	92000-08016	2	2			
34	SCREW, cross., 6×40 .....	93500-06040	2	2			
35	SCREW, cross., 3×8 .....	93700-03008	2	2			
36	WASHER, flat, 6 mm .....	94101-06000	5	5			
37	WASHER, spring, 6 mm.....	94111-06000	2	2			

# F - 3 Front Fork (C201 / CD90)

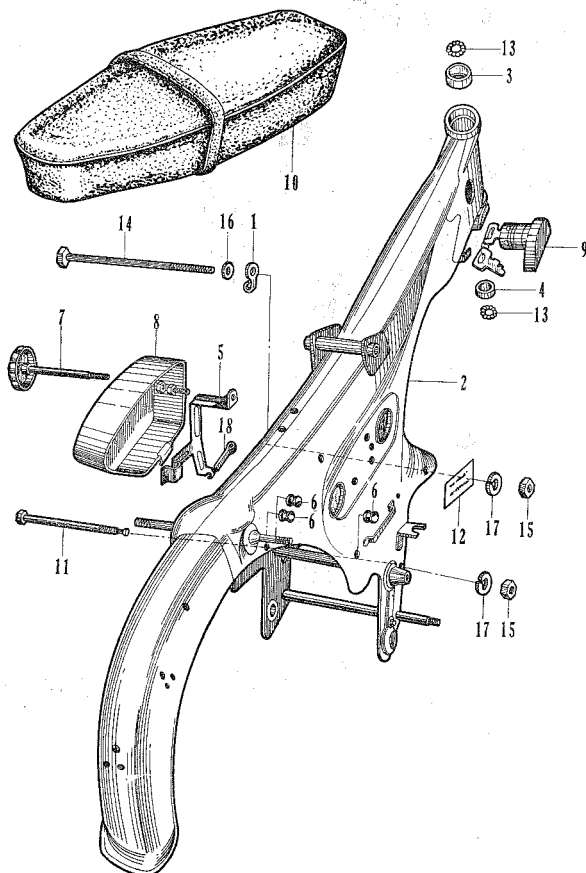


# F - 4 Fuel Tank / F - 5 Frame Body · Seat (C201 / CD90)

## F - 4



## F - 5

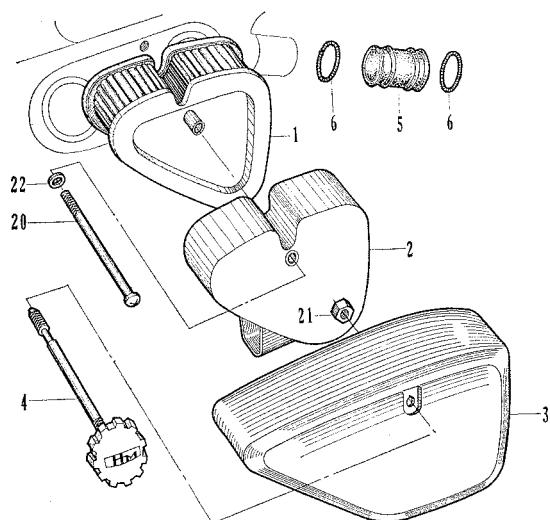
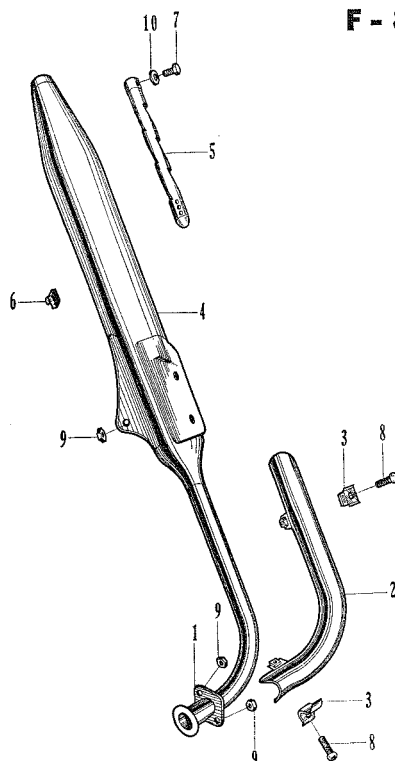
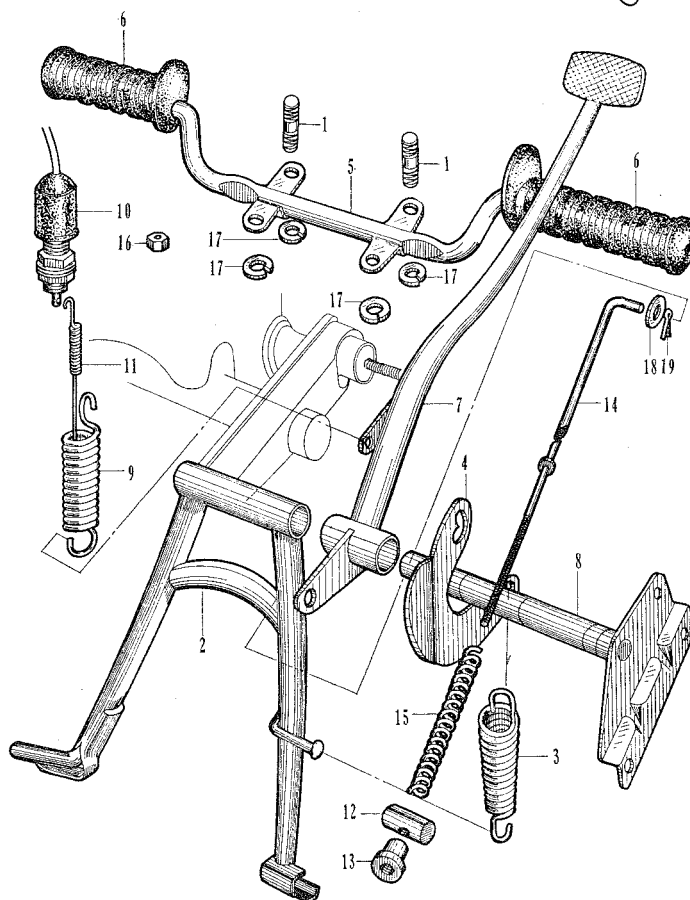


**F - 4 Fuel Tank / F - 5 Frame Body • Seat (C201 / CD90)**

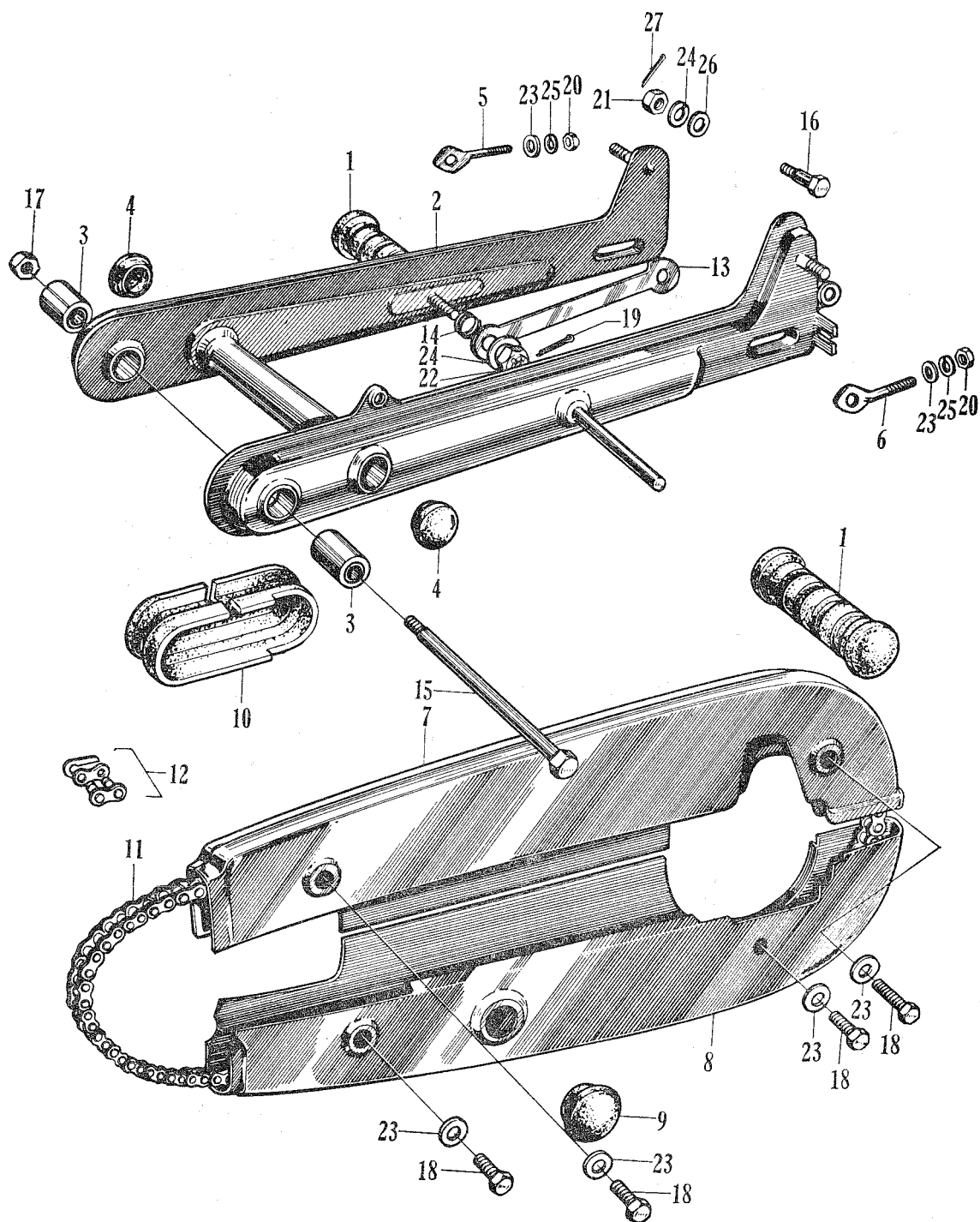
Job No.	Description	Part No.	Unit		FRT	Labor Charge
			C 201	CD 90		
<b>F - 4</b>						
F04-01	TANK, fuel.....	17500-030-000	1	1	0.4	
F04-02	CAP, fuel filler .....	17620-035-010	1	1	0.1	
F04-51	COCK, fuel .....	16950-011-000	1	1	0.2	
F04-03	BODY, fuel cock .....	16951-011-020	1	1	0.2	
F04-04	CUP, fuel strainer .....	16952-011-010	1	1	0.1	
F04-05	SCREEN, fuel strainer .....	16957-011-000	1	1	0.1	
F04-06	PACKING, fuel strainer cup .....	16958-011-000	1	1	0.1	
F04-07	RUBBER, left knee grip .....	17662-030-000	1	1	0.1	
F04-52	RUBBER, right knee grip .....	17661-030-000	1	1	0.1	
F04-08	GASKET, fuel filler cap .....	17631-001-000	1	1	0.1	
F04-09	GASKET, fuel cock fixing .....	16993-011-000	1	1	0.2	
F04-53	COVER, right side, fuel tank .....	17640-030-010	1	1	0.1	
F04-10	COVER, left side, fuel tank.....	17650-030-010	1	1	0.1	
F04-11	CUSHION, fuel tank front .....	17611-011-000	2	2	0.2	
F04-12	CUSHION, fuel tank rear.....	17613-052-000	2	2	0.2	
F04-13	BOLT, fuel tank fixing .....	90119-052-000	1	1	0.2	
F04-54	EMBLEM, right, fuel tank .....	87121-030-000	1	1	0.1	
F04-14	EMBLEM, left, fuel tank .....	87122-030-000	1	1	0.1	
F04-15	TUBE, fuel feed .....	95001-50400	2	2	0.2	
F04-16	CLIP, fuel tube .....	95002-50000	4	4	0.2	
17	BOLT, hex., 6×8 .....	92000-06008	2	2		
18	SCREW, cross., 3×8 .....	93500-0300802	4	4		
19	SCREW, cross., 6×16 .....	93500-06016	1	1		
20	NUT, hex., 6 mm .....	94001-06000	1	1		
21	WASHER, spring, 6 mm.....	94111-06000	1	1		
<b>F - 5</b>						
F05-01	CLIP, over flow tube .....	17258-035-000	1	1	0.2	
F05-02	BODY, frame .....	50100-052-010	1	1	6.5	
F05-02	BODY, frame (for England) .....	50100-052-600	1	1	6.5	
F05-03	RACE, steering top ball.....	50301-030-305	1	1	1.4	
F05-04	RACE, steering bottom ball.....	50302-030-305	1	1	1.4	
F05-05	BAND, battery .....	50373-030-000	1	1	0.1	
	CAP, rear fender hole.....	50323-011-000	2	2		
F05-06	PLUG, useless hole .....	50317-254.600	3	3	0.1	
F05-07	RATCHET, battery box.....	83650-030-000	1	1	0.1	
F05-08	BOX, battery .....	83600-030-000	1	1	0.1	
F05-09	SWITCH ASSY., combination .....	35100-030-010	1	1	0.3	
	SWITCH ASSY., combination (for England)	35100-030-811	1	1		
	SWITCH KIT, combination .....	35100-030-315	1	1		
F05-10	SEAT, double.....	77100-030-811	1	1	0.2	
F05-11	BOLT, rear engine under .....	90116-046-000	1	1	0.1	
F05-12	PLATE, registered number .....	87501-052-000	1	1	0.1	
	PLATE, name (for England) .....	87125-253-810	1	1		
F05-13	BALL, steel, 3/16" .....	96211-06000	42	42	1.4	
14	BOLT, hex., 10×123.....	92000-10123	1	1		
15	NUT, hex., 10 mm.....	94001-10000	2	2		
16	WASHER, flat, 10 mm .....	94101-10000	1	1		
17	WASHER, spring, 10 mm .....	94111-10000	2	2		
18	PIN, cotter, 3.0×40 .....	94201-30450	1	1		

**F - 6 Air Cleaner / F - 7 Stand · Step / F - 8 Muffler (C201 / CD90)**

Job No.	Description	Part No.	Unit		FRT	Labor Charge
			C 201	CD 90		
<b>F - 6</b>						
F06-01	ELEMENT, air cleaner .....	17212-030-000	1	1	0.2	
F06-02	CASE, air cleaner.....	17213-030-000	1	1	0.1	
F06-03	COVER, air cleaner.....	17220-030-000	1	1	0.1	
F06-04	LATCH, air cleaner cover .....	17251-030-000	1	1	0.1	
F06-05	TUBE, air cleaner connecting.....	17253-030-000	1	1	0.2	
F06-06	BAND, connecting tube .....	17255-030-000	2	2	0.1	
7	SCREW, cross., 6×70 .....	93500-06070	1	1		
8	NUT, hex., 6mm .....	94001-06000	1	1		
9	WASHER, flat, 6mm .....	94101-06000	1	1		
<b>F - 7</b>						
F07-01	BOLT, stud, 8×29.5 .....	90061-030-000	2	2	0.1	
F07-02	STAND, main .....	50500-030-010	1	1	0.3	
F07-03	SPRING, main stand .....	50522-001-000	1	1	0.1	
F07-04	HOOK, main stand spring .....	50523-011-000	1	1	0.1	
F07-05	BAR, step .....	50610-052-000	1	1	0.2	
F07-06	RUBBER, step .....	50661-051-000	2	2	0.1	
F07-07	PEDAL, brake .....	46500-052-000	1	1	0.2	
F07-08	PIPE, rear brake pivot .....	50512-052-000	1	1	0.2	
F07-09	SPRING, brake pedal .....	46514-052-000	1	1	0.2	
F07-10	SWITCH ASSY., stop .....	35350-011-000	1	1	0.2	
F07-11	SPRING, stop switch .....	35357-011-000	1	1	0.1	
F07-12	JOINT, front brake arm .....	45461-001-000	1	1	0.1	
F07-13	NUT, front brake adjusting .....	45462-028-000	1	1	0.1	
F07-14	ROD, brake.....	43451-052-000	1	1	0.2	
F07-15	SPRING, rear brake rod .....	43472-001-000	1	1	0.1	
16	NUT, hex., 8mm .....	94001-08000	4	4		
17	WASHER, flat, 6mm .....	94101-06000	1	1		
18	WASHER, spring, 6mm .....	94111-08000	4	4		
19	PIN, cotter, 1.6×15.....	94201-16150	1	1		
<b>F - 8</b>						
F08-01	JOINT, exhaust pipe .....	18231-046-010	1	1	0.1	
F08-02	COVER, exhaust pipe.....	18240-052-010	1	1	0.1	
F08-03	BAND B, exhaust pipe cover setting .....	18272-220-000	2	2	0.1	
F08-04	MUFFLER, exhaust.....	18300-052-010	1	1	0.3	
F08-05	PIPE, exhaust diffuser .....	18330-046-670	1	1	0.2	
F08-06	RUBBER, main stand stopper.....	50524-001-000	1	1	0.1	
7	BOLT, hex., 5×10 .....	92000-05010	1	1		
8	SCREW, cross., 5×14 .....	93500-05014	2	2		
9	NUT, hex., 6mm .....	94001-06000	3	3		
10	WASHER, flat, 5mm .....	94101-05000	1	1		

**F - 6 Air Cleaner / F - 7 Stand · Step / F - 8 Muffler (C201 / CD90)****F - 6****F - 8****F - 7**

# F - 9 Rear Fork · Chain Case (C201 / CD90)



**F - 9 Rear Fork · Chain Case (C201 / CD90)**

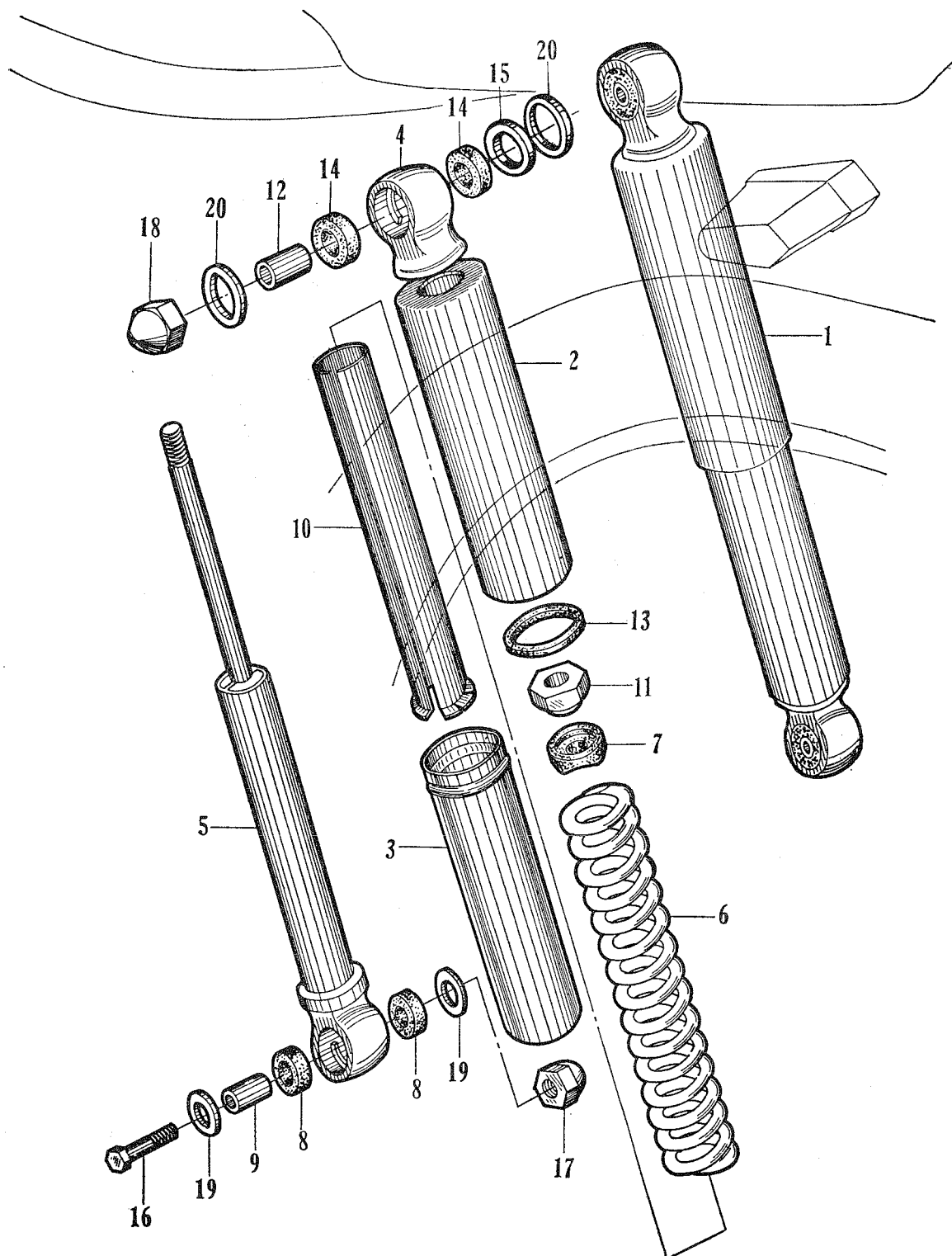
Job No.	Description	Part No.	Unit		FRT	Labor Charge
			C 201	CD 90		
F09-01	PAD, pillion step .....	50731-051-000	2	2	0.1	
F09-02	FORK, rear .....	52100-052-810	1	1	1.0	
F09-03	BUSHING, rear brake pivot rubber .....	52181-001-300	2	2	1.1	
F09-04	CAP, cross member side .....	52161-001-010	2	2	0.1	
F09-05	ADJUSTER, right, drive chain .....	40543-030-000	1	1	0.2	
F09-06	ADJUSTER, left, drive chain .....	40544-035-000	1	1	0.2	
F09-07	HALF, upper, drive chain case .....	40510-030-000	1	1	0.2	
F09-08	HALF, lower, drive chain case .....	40520-030-000	1	1	0.2	
F09-09	CAP, chain case peep hole .....	40545-001-000	1	1	0.1	
F09-10	PACKING, drive chain case .....	40591-001-000	1	1	0.2	
F09-11	CHAIN, drive (98L) .....	40530-030-020	1	1	0.4	
F09-11	CHAIN, drive (100L) .....	40530-030-810	1	1	0.4	
F09-12	JOINT, drive chain .....	40531-205-000	1	1	0.1	
F09-13	LINK, rear brake torque .....	43431-001-020	1	1	0.4	
F09-14	SPRING, rear brake torque link .....	43434-251-000	1	1	0.4	
F09-15	BOLT, rear fork pivot .....	90121-030-000	1	1	0.2	
F09-16	BOLT, rear brake torque .....	90127-001-010	1	1	0.1	
F09-17	NUT, axle .....	90305-001-000	1	1	0.1	
18	BOLT, hex., 6×6 .....	92000-06006	4	4		
19	PIN, cotter, 2.0×18 .....	94201-20180	1	1		
20	NUT, hex., 6mm .....	94001-06000	2	2		
21	NUT, hex., 8mm .....	94001-08000	1	1		
22	NUT, slotted, 8mm .....	94011-08000	1	1		
23	WASHER, flat, 6mm .....	94101-06000	6	6		
24	WASHER, flat, 8mm .....	94101-08000	2	2		
25	WASHER, spring, 6mm .....	94111-06000	2	2		
26	WASHER, spring, 10mm .....	94111-10000	1	1		
27	PIN, locking, 8mm .....	94251-08000	1	1		



**F - 10 Rear Cushion (C201/CD90)**

Job No.	Description	Part No.	Unit		FRT	Labor Charge
			C 201	CD 90		
F10-01	CUSHION ASSY., rear .....	52400-030-010	1	1	0.2	
F10-02	CASE, upper, rear cushion .....	52460-011-000	1	1	0.5	
F10-03	CASE, bottom, rear cushion .....	52465-001-040	1	1	0.5	
F10-04	METAL, upper, rear cushion .....	52410-011-010	1	1	0.5	
F10-05	METAL, bottom, rear cushion .....	52420-011-020	1	1	0.5	
F10-06	SPRING, rear cushion.....	52401-030-010	1	1	0.5	
F10-07	RUBBER, rear cushion stopper .....	52476-031-010	1	1	0.5	
F10-08	BUSHING, rear cushion rubber .....	52476-011-000	2	2	0.2	
F10-09	COLLAR, rear cushion rubber bushing .....	52486-011-000	1	1	0.2	
F10-10	GUIDE, rear cushion spring .....	52409-011-000	1	1	0.5	
F10-11	NUT, rear cushion upper locking .....	51446-031-010	1	1	0.5	
F10-12	COLLAR, rear cushion upper rubber bushing .....	52488-001-000	1	1	0.2	
F10-13	WASHER, 24mm .....	52492-011-000	1	1	0.5	
F10-14	BUSHING, rear cushion upper rubber.....	52479-011-000	2	2	0.1	
F10-15	WASHER, 12mm .....	90531-011-010	1	1	0.1	
16	BOLT, hex., 10×40 .....	92020-10040	2	2		
17	NUT, blind, 10mm .....	94021-1002002	2	2		
18	NUT, blind, 12mm .....	94021-1202002	2	2		
19	WASHER, flat, 10mm .....	94101-10000	4	4		
20	WASHER, flat, 12mm.....	94101-12000	4	4		

# F - 10 Rear Cushion (C201 / CD90)





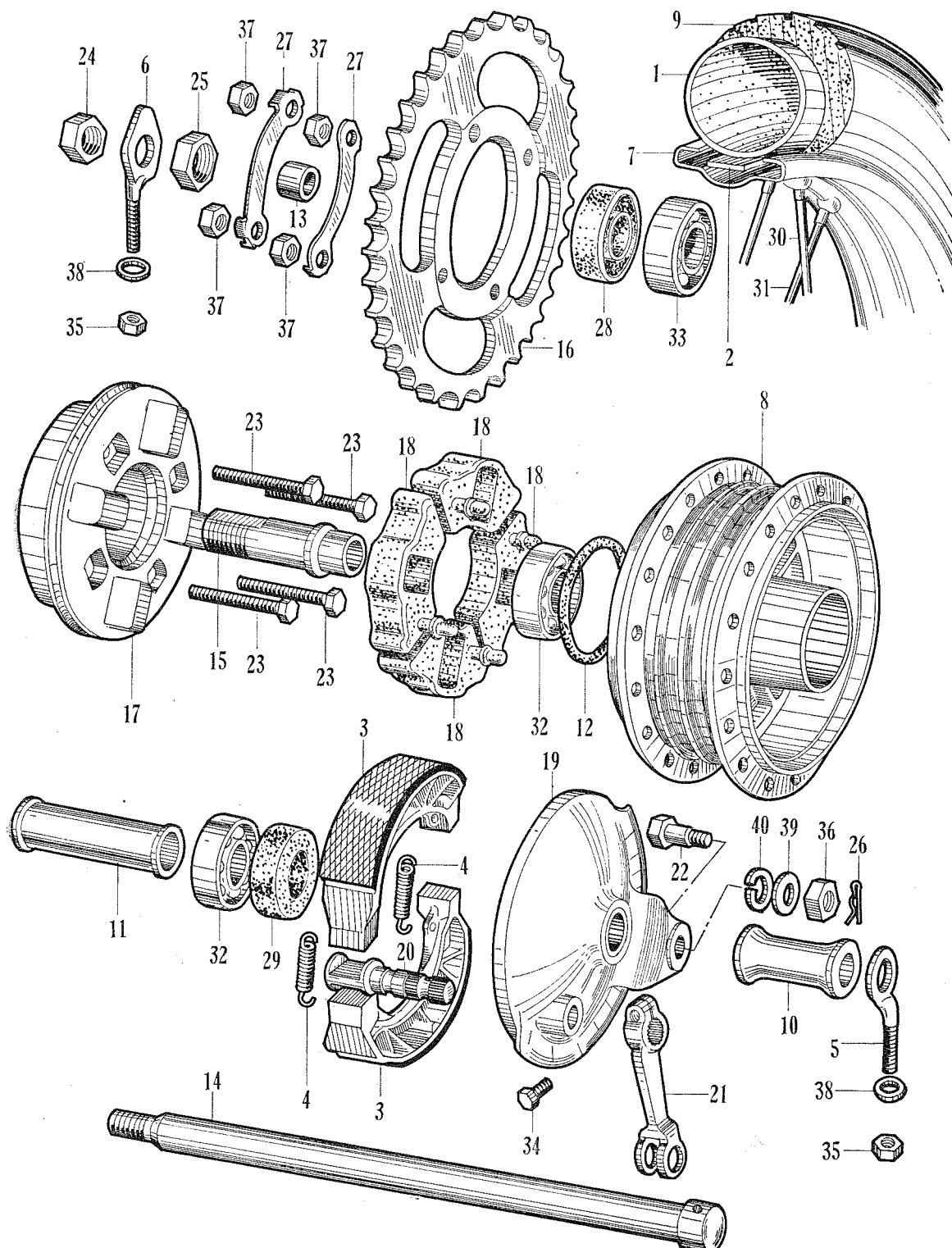
**F - 11 Front Wheel (C201-CD90)**

Job No.	Description	Part No.	Unit		FRT	Labor Charge
			C 201	CD 90		
F11-01	HUB, front wheel.....	44601-030-000	1	1	2.4	
F11-02	TIRE, front wheel .....	44711-030-000	1	1	0.4	
F11-03	TUBE, wheel .....	44712-030-000	1	1	0.4	
F11-04	FLAP, tire .....	44713-030-000	1	1	2.0	
F11-05	COLLAR, front axle distance .....	44620-030-000	1	1	0.9	
F11-06	COLLAR, front wheel side .....	44311-030-000	1	1	0.2	
F11-07	AXLE, front wheel .....	44301-030-000	1	1	0.2	
F11-08	PANEL, front brake .....	45100-030-000	1	1	0.3	
F11-09	CAM, front brake .....	45131-030-000	1	1	0.3	
F11-10	SHOE, front brake .....	45120-001-010	2	2	0.3	
F11-11	SPRING, brake shoe .....	45133-001-010	2	2	0.3	
F11-12	ARM, front brake .....	45410-030-010	1	1	0.3	
F11-13	LINK, front brake torque.....	45431-001-000	1	1	0.4	
F11-14	NUT, front brake arm setting .....	45436-001-000	1	1	0.1	
F11-15	SPACER, front brake panel.....	45141-030-000	1	1	0.4	
F11-16	CAP, front brake panel dust-seal .....	45142-030-000	1	1	0.2	
F11-17	DUST SEAL, front brake panel .....	45143-011-000	1	1	0.2	
F11-18	GEAR, speedometer.....	44806-030-000	1	1	0.2	
F11-19	RIM, rear wheel .....	42701-030-000	1	1	2.0	
F11-20	CABLE, speedometer .....	44830-030-000	1	1	0.2	
F11-21	CABLE, inner, speedometer .....	44831-030-000	1	1	0.2	
F11-22	BOLT, front brake panel stopper .....	90104-011-000	1	1	0.2	
F11-23	BOLT, front brake torque .....	90126-030-010	1	1	0.2	
F11-24	NUT, axle .....	90305-001-000	1	1	0.1	
F11-25	NUT, self locking .....	90349-001-000	2	2	0.1	
F11-26	WASHER, 8.3mm.....	90534-011-000	2	2	0.1	
F11-27	OIL-SEAL, 47587 .....	91251-030-000	1	1	0.4	
F11-28	OIL-SEAL, 23377 .....	91252-030-000	1	1	0.4	
F11-29	SPOKE A, front .....	97147-211661-2	1	1	0.2	
30	SPOKE B, front .....	97351-211641-2				
			Set	Set	2.0	
F11-31	BEARING, ball, 6301R .....	96140-63010	2	2	0.4	
32	BOLT, hex., 6×22.....	92000-06022	1	1		

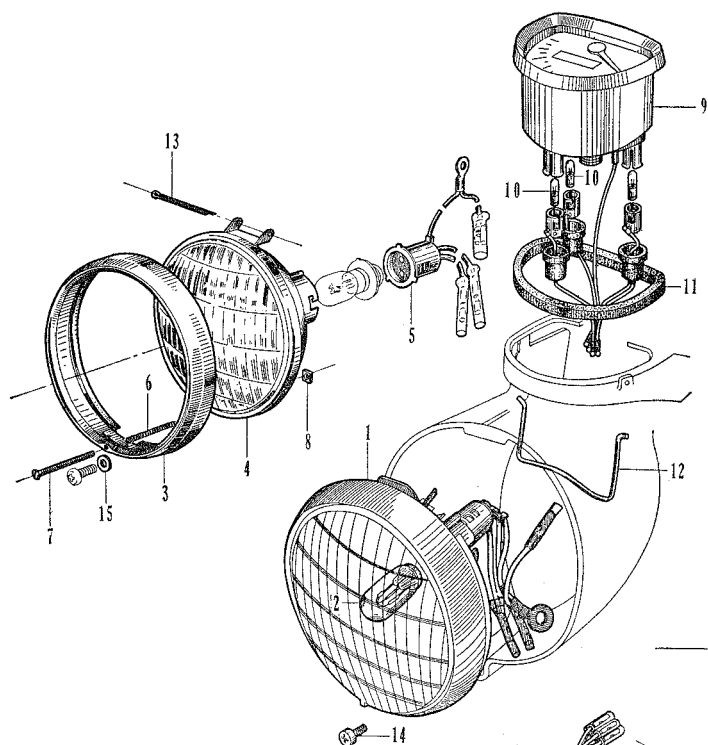
**F - 12 Rear Wheel (C201 / CD90)**

Job No.	Description	Part No.	Unit		FRT	Labor Charge
			C 201	CD 90		
F12-01	TUBE, wheel .....	44712-030-000	1	1	0.4	
F12-02	FLAP, tire .....	44713-030-000	1	1	0.4	
F12-03	SHOE, brake .....	45120-001-010	2	2	0.5	
F12-04	SPRING, brake shoe .....	45133-001-010	2	2	0.5	
F12-05	ADJUSTER, right, drive chain .....	40543-030-000	1	1	0.2	
F12-06	ADJUSTER, left, drive chain .....	40544-035-000	1	1	0.2	
F12-07	RIM, rear wheel.....	42701-030-000	1	1	2.0	
F12-08	HUB, rear wheel .....	42601-001-060	1	1	2.4	
F12-09	TIRE, rear wheel .....	42711-030-000	1	1	0.4	
F12-10	COLLAR, rear brake panel side .....	42313-001-000	1	1	0.1	
F12-11	COLLAR, rear axle distance .....	42620-001-010	1	1	0.9	
F12-12	O RING, 40.5×3.0 .....	42653-001-000	1	1	0.7	
F12-13	COLLAR, rear axle sleeve .....	42304-030-000	1	1	0.2	
F12-14	AXLE, rear wheel.....	42301-001-000	1	1	0.2	
F12-15	SLEEVE, rear wheel axle.....	42303-001-020	1	1	0.2	
F12-16	SPROCKET, final driven .....	41201-052-000	1	1	0.5	
F12-17	FLANGE, final drive .....	42610-030-000	1	1	0.5	
F12-18	DAMPER, rear wheel .....	41241-001-040	4	4	0.3	
F12-19	PANEL, rear brake .....	43100-001-050	1	1	0.5	
F12-20	CAM, rear brake .....	43141-001-000	1	1	0.5	
F12-21	ARM, rear brake .....	43411-011-000	1	1	0.2	
F12-22	BOLT, rear brake torque .....	90127-001-010	1	1	0.1	
F12-23	BOLT, driven sprocket setting .....	90128-001-030	4	4	0.5	
F12-24	NUT, axle .....	90305-001-000	1	1	0.1	
F12-25	NUT, rear axle sleeve.....	90307-001-000	1	1	0.1	
F12-26	CLIP, latch, 8mm .....	90651-001-000	1	1	0.1	
F12-27	WASHER, tongued, 8mm .....	90522-001-000	2	2	0.5	
F12-28	OIL-SEAL, 23406 .....	91253-030-000	1	1	0.7	
F12-29	OIL-SEAL, 18377 .....	91254-001-000	1	1	0.3	
F12-30	SPOKE A, rear .....	97282-421641-3	1	1	0.2	
31	SPOKE B, rear .....	97519-421641-2				
F12-32	BEARING, ball, 6301 .....	96100-63010	2	2	0.7	
F12-33	BEARING, ball, 6203Z .....	96120-62030	1	1	0.3	
34	BOLT, hex., 6×18.....	92000-06018	1	1		
35	NUT, hex., 6mm .....	94001-06000	2	2		
36	NUT, hex., 8mm .....	94001-08000	1	1		
37	NUT, thin, 8mm .....	94002-08000	4	4		
38	WASHER, flat, 6mm .....	94101-06000	2	2		
39	WASHER, flat, 6mm .....	94101-08000	1	1		
40	WASHER, spring, 10mm .....	94111-10000	1	1		

# F - 12 Rear wheel (C201 / CD90)

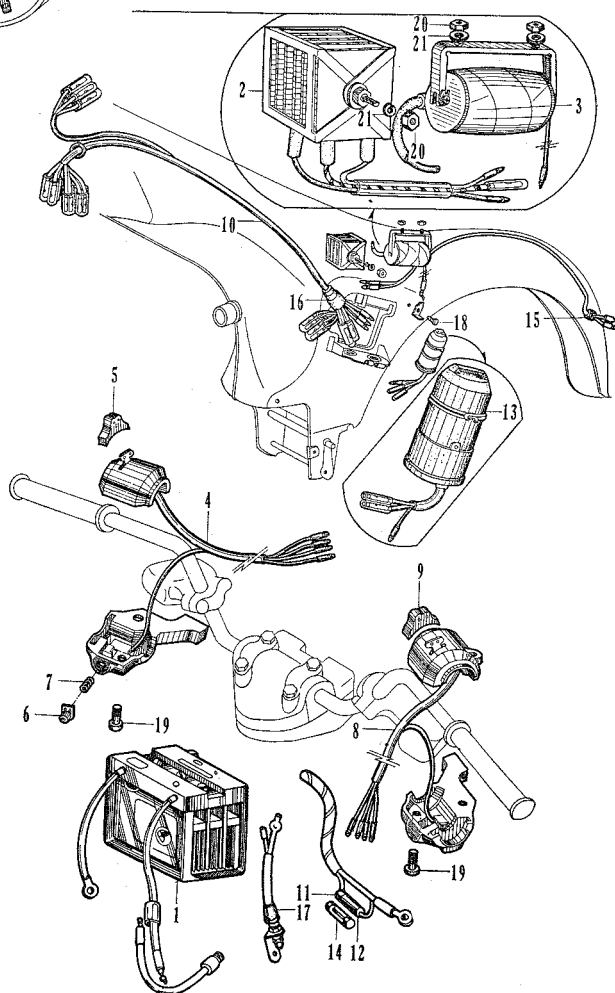


# F - 13 Head Light / F - 16 Wire Harness · Winker Switch (C201 / CD90)



**F - 13**

**F - 16**



**F - 13 Head Light / F - 16 Wire Harness · Winker Switch (C201 / CD90)**

Job No.	Description	Part No.	Unit		FRT	Labor Charge
			C 201	CD 90		
<b>F - 13</b>						
F13-01	LIGHT ASSY., head .....	33100-030-000	1	1	0.2	
F13-02	BULB, head light .....	34901-030-000	1	1	0.1	
F13-13	RIM, head light.....	33101-030-000	1	1	0.1	
F13-04	LIGHT UNIT, head.....	33120-030-000	1	1	0.1	
F13-05	SOCKET, head light .....	33130-030-040	1	1	0.1	
F13-06	SPRING, head light adjusting.....	33107-030-000	1	1	0.1	
F13-07	SCREW, head light adjusting .....	33102-030-000	1	1	0.1	
F13-08	NUT, head light adjusting .....	33117-001-000	1	1	0.1	
F13-09	SPEEDOMETER ASSY. ....	37200-030-818	1	1	0.2	
	SPEEDOMETER ASSY. ....	37200-030 819	1	1	0.2	
	SPEEDOMETER ASSY. (for England) .....	37200-030-828	1	1	0.2	
	SPEEDOMETER ASSY. (for England) .....	37200-030-829	1	1	0.2	
F13-10	BULB, speedometer .....	34908-001-000	2	2	0.2	
F13-11	PACKING, speedometer.....	37242-030-000	1	1	0.2	
F13-12	SPRING, speedometer set.....	61321-030-000	1	1	0.2	
13	PIN, cotter, 3.0×30.....	94201-30300	1	1	0.1	
14	SCREW, cross., 5×10 .....	93500-0501002	1	1	0.1	
15	WASHER, flat, 5mm .....	94101-05000	1	1	0.1	
<b>F - 16</b>						
F16-01	BATTERY .....	31500-030-000	1	1	0.2	
F16-02	RECTIFIER ASSY., selenium .....	31700-030-000	1	1	0.3	
F16-03	COIL ASSY., ignition .....	30400-052-000	1	1	0.4	
F16-04	SWITCH ASSY., dimmer w/horn button ...	35300-030-000	1	1	0.2	
F16-05	KNOB, horn button switch .....	35316-259-300	1	1	0.2	
F16-06	BUTTON, horn button switch .....	35317-001-310	1	1	0.2	
F16-07	SPRING, horn button .....	35318-259-000	1	1	0.2	
F16-08	SWITCH ASSY., winker .....	35250-030-000	1	1	0.2	
	SWITCH ASSY., winker (for England) .....	35250-030-810	1	1	0.2	
F16-09	KNOB, winker switch.....	35253-259-300	1	1	0.2	
F16-10	HARNESS, wire .....	32100-030-010	1	1	1.4	
	HARNESS, wire (for England) .....	32100-052-600	1	1	1.4	
F16-11	CONNECTOR B, fuse.....	32106-253-010	1	1	0.1	
F16-12	CONNECTOR A, fuse.....	32112-253-010	1	1	0.1	
F16-13	RELAY, winker .....	38300-030-000	1	1	0.3	
F16-14	FUSE.....	38201-030-000	1	1	0.1	
F16-15	GROMMET, tail light cord .....	32982-011-000	1	1	0.2	
F16-16	GROMMET, wire cord .....	32983-011-000	1	1	0.2	
F16-17	COVER, stop switch .....	35361-001-000	1	1	0.2	
18	BOLT, hex., 6×10.....	92000-06010	1	1		
19	SCREW, cross., 6×20 .....	93500-06020	4	4		
20	NUT, hex., 6 mm .....	94001-06000	3	3		
21	WASHER, spring, 6 mm .....	94111-06000	3	3		

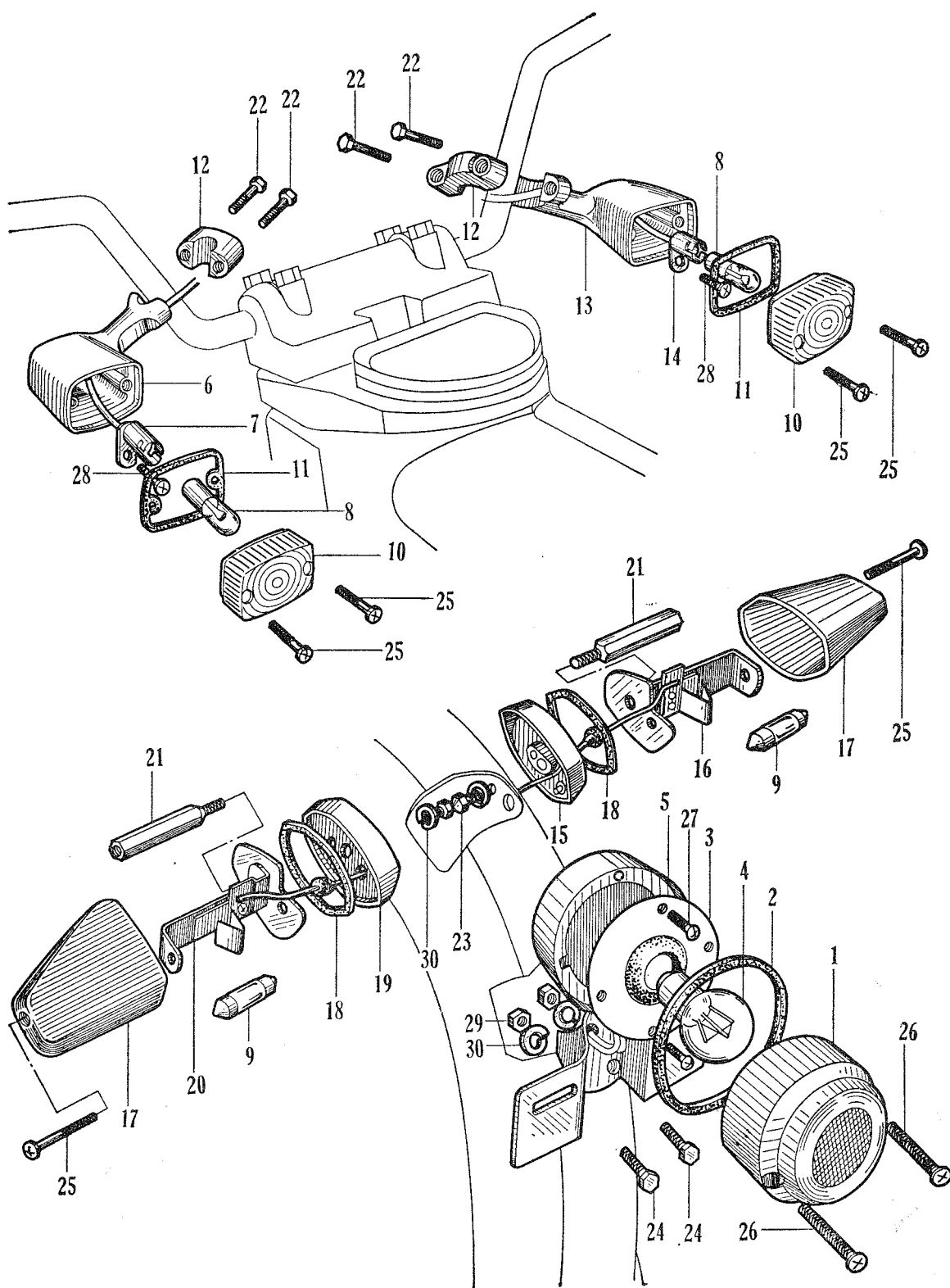


**F - 15 Tail Light • Winker (C201 / CD90)**

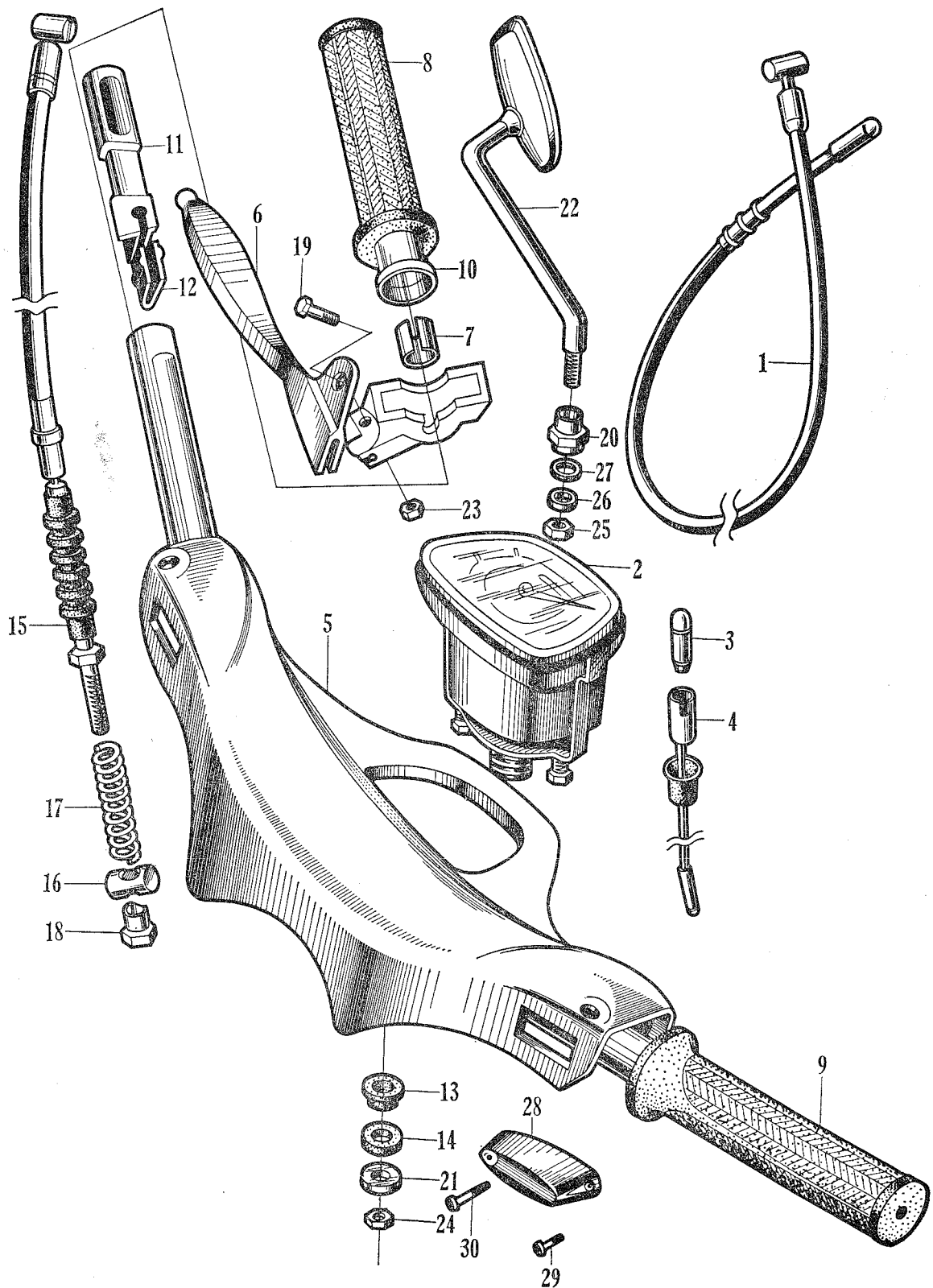
Job No.	Description	Part No.	Unit C 201	FRT	Labor Charge
F15-51	LIGHT ASSY., tail .....	33700-046-000	1	0.2	
F15-01	LENS, tail light.....	33701-041-000	1	0.1	
F15-02	GASKET, tail light lens .....	33709-041-000	1	0.1	
F15-03	SOCKET, tail light .....	33710-030-000	1	0.1	
F15-04	BULB, tail light .....	33906-030-000	1	0.1	
F15-05	BRACKET, license plate .....	84701-030-000	1	0.2	
F15-52	WINKER ASSY., right front .....	33400-052-000	1	0.2	
F15-06	BASE, right front winker .....	33401-052-000	1	0.3	
F15-07	SOCKET, right front winker .....	33410-035-010	1	0.2	
F15-08	BULB, winker .....	34905-001-000	1	0.1	
F15-09	LIGHT, flasher .....	34905-201-000	1	0.2	
F15-10	LENS, front winker.....	33402-030-000	1	0.1	
F15-11	GASKET, front winker lens .....	33604-041-000	1	0.1	
F15-12	HOLDER, front winker .....	33406-035-670	1	0.1	
F15-53	WINKER ASSY., left front .....	33450-052-000	1	0.2	
F15-13	BASE, left front winker .....	33465-052-000	1	0.3	
F15-14	SOCKET, left front winker .....	33453-035-010	1	0.2	
F15-54	WINKER ASSY., right rear.....	33600-035-010	1	0.2	
F15-15	BASE, right rear winker .....	33605-030-000	1	0.1	
F15-16	SOCKET, right rear winker.....	33610-035-010	1	0.2	
F15-17	LENS, rear winker .....	33602-030-000	1	0.1	
F15-18	GASKET, rear winker lens .....	33604-030-000	1	0.1	
F15-55	WINKER ASSY., left rear .....	33650-035-010	1	0.2	
F15-19	BASE, left rear winker .....	33655-030-000	1	0.3	
F15-20	SOCKET, left rear winker .....	33660-035-010	1	0.2	
F15-21	BOLT, rear winker socket setting .....	90148-030-000	2	0.2	
22	BOLT, hex., 5×20.....	92000-05020	4		
23	BOLT, hex., 6×8 .....	92000-06008	2		
24	BOLT, hex., 6×12.....	92000-06012	2		
25	SCREW, cross., 3×25 .....	93700-03025	6		
26	SCREW, cross., 3×35 .....	93700-03035	2		
27	SCREW, cross., 4×6 .....	93700-04006	2		
28	SCREW, cross., 5×8 .....	93700-05008	2		
29	NUT, hex., 6 mm .....	94001-06000	2		
30	WASHER, spring, 6mm.....	94111-06000	4		

Remarks: The indicated diagram and part numbers are of C 201, however, the Same Job No. and FRT shall be applied to CD 90.

# F - 15 Tail Light - Winker (C201 / CD90)



# F - 1 Handle (CM91)



**F - 1 Handle (CM91)**

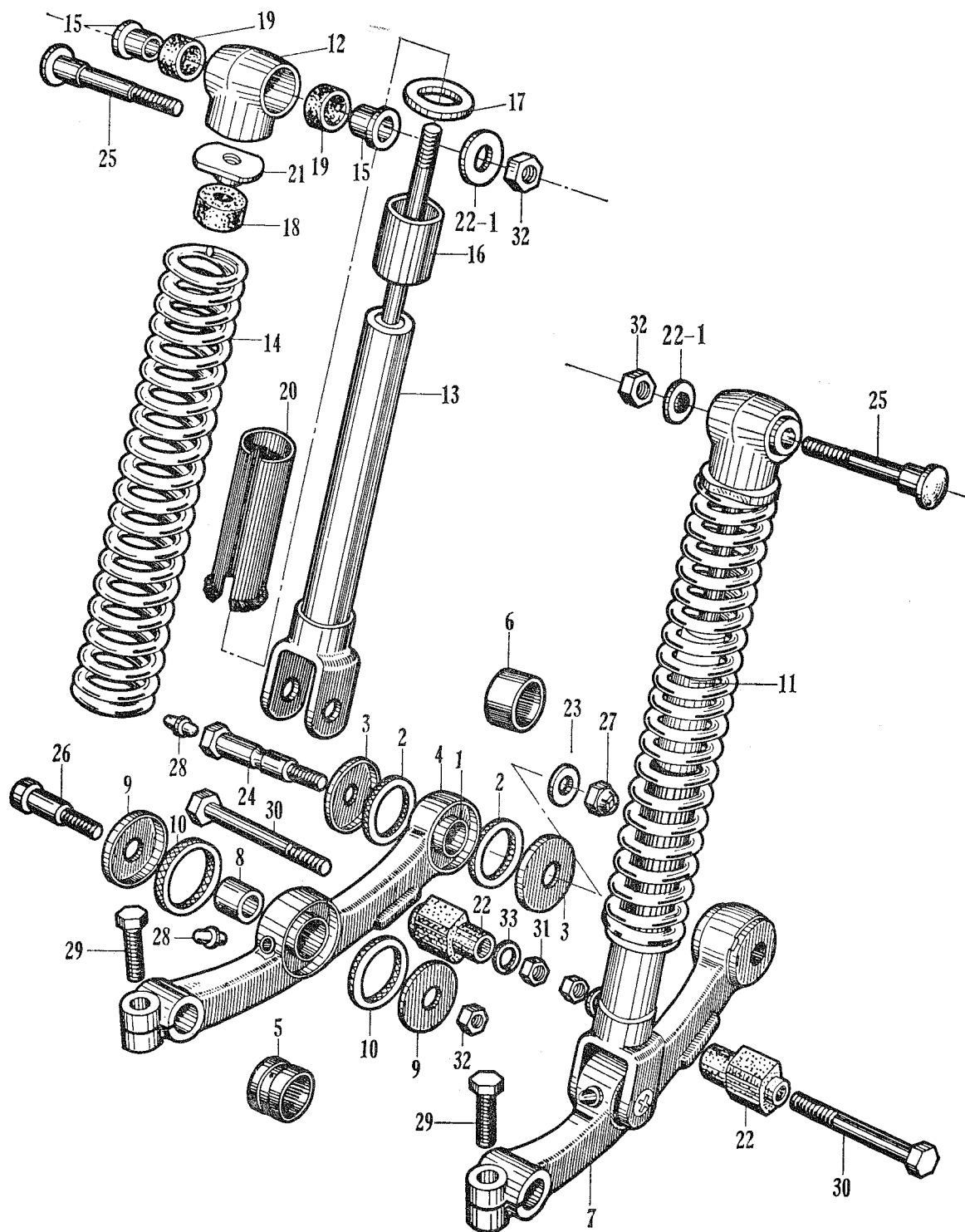
Job No.	Description	Part No.	Unit CM 91	FRT	Labor Charge
F01-01	CABLE, throttle .....	17910-046-000	1	0.2	
F01-02	SPEEDOMETER ASSY. ....	37200-034-600	1	0.3	
F01-03	BULB, speedometer .....	34908-001-000	1	0.2	
F01-04	SOCKET, speedometer .....	37203-001-000	1	0.2	
F01-05	HANDLE, steering .....	53100-001-050	1	0.9	
	HANDLE, steering (for England) .....	53100-001-830	1	0.9	
F01-06	LEVER, right, steering handle .....	53175-001-000	1	0.1	
F01-07	ADJUSTER, throttle grip .....	53163-001-000	1	0.1	
F01-08	RUBBER, grip, right .....	53165-040-000	1	0.1	
F01-09	RUBBER, grip, left .....	53166-040-000	1	0.1	
F01-10	PIPE, throttle grip .....	53141-034-000	1	0.2	
F01-11	HINGE, throttle cable .....	53161-033-000	1	0.2	
F01-12	HOLDER, throttle outer .....	53162-011-000	1	0.1	
F01-13	RUBBER A, handle cushion .....	53133-001-000	1	0.2	
F01-14	RUBBER B, handle cushion .....	53134-001-000	1	0.2	
F01-15	CABLE, front brake .....	45450-034-000	1	0.2	
F01-16	JOINT, front brake arm .....	45461-001-000	1	0.1	
F01-17	SPRING, front brake arm .....	45437-001-000	1	0.1	
F01-18	NUT, front brake adjusting .....	45462-028-000	1	0.1	
F01-19	SCREW, handle lever pivot .....	90114-001-000	1	0.1	
F01-21	WASHER, handle cushion rubber .....	90518-001-000	2	0.2	
F01-22	MIRROR, back, right .....	88110-001-000	1	0.1	
F01-51	MIRROR, back, left .....	88120-001-810	1	0.1	
23	NUT, hex., 6 mm .....	94001-06000	1		
24	NUT, hex., 8 mm .....	94001-08000	2		
25	NUT, hex., 8 mm .....	94001-0800002	2		
26	WASHER, spring, 8 mm .....	94111-08000	2		
27	WASHER, flat, 8 mm .....	94101-08000	2		
29	SCREW, cross., 3×10 .....	93700-03010	2		
30	SCREW, cross., 3×25 .....	93700-03025	2		

CM91 FRAME

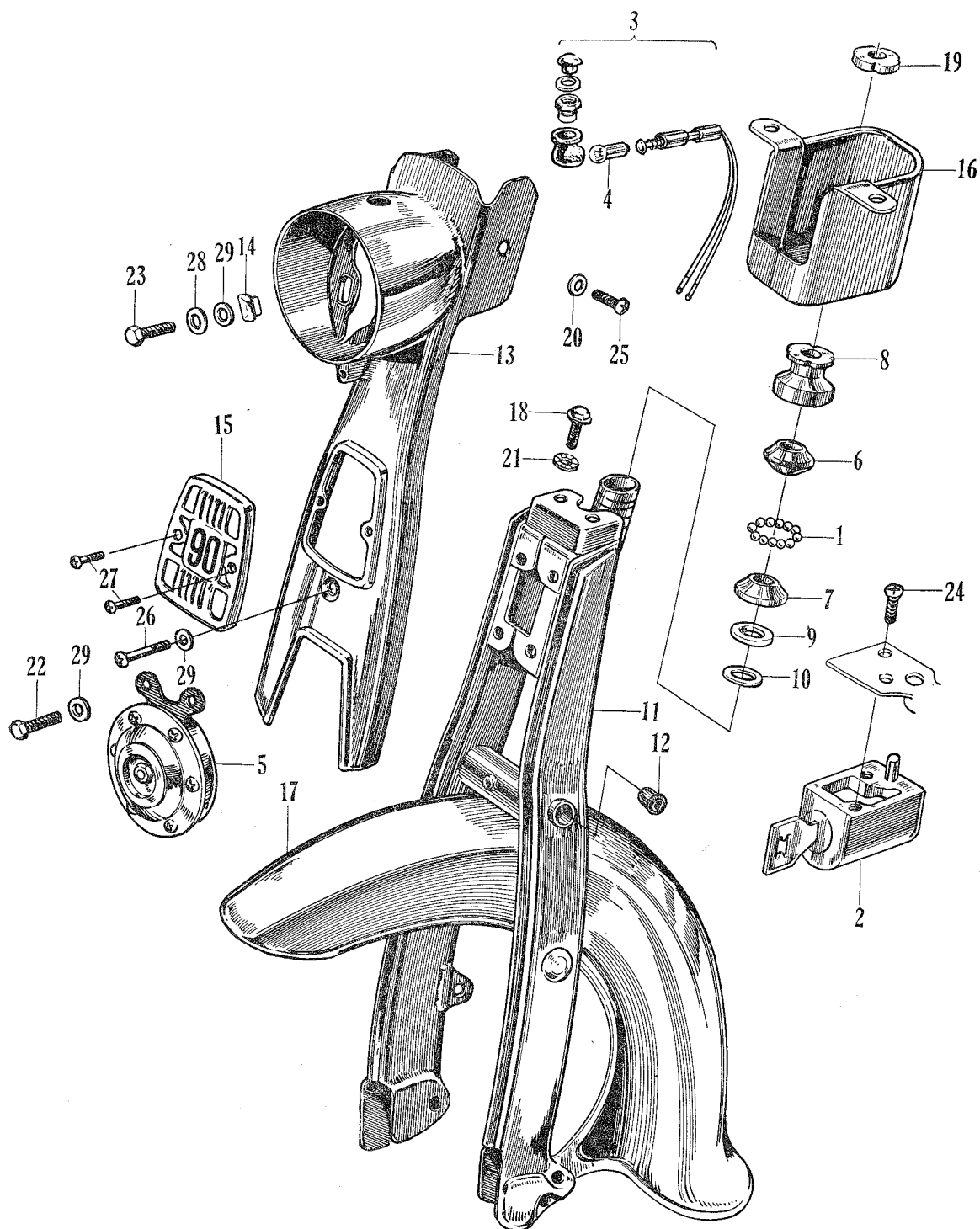
**F - 2 Front Cushion (CM91)**

Job No.	Description	Part No.	Unit CM 91	FRT	Labor Charge
F02-01	COLLAR, front arm pivot .....	51331-001-000	1	0.6	
F02-02	DUST-SEAL, front arm pivot .....	51332-001-000	2	0.6	
F02-03	CAP, front arm pivot dust-seal.....	51333-001-000	2	0.6	
F02-04	ARM, right, front suspension .....	51210-030-000	1	0.6	
F02-05	BUSHING, lower, front cushion .....	51311-001-000	1	0.5	
F02-06	BUSHING, front arm pivot .....	51312-001-000	1	0.5	
F02-07	ARM, left, front suspension.....	51220-030-000	1	0.5	
F02-08	COLLAR, front cushion lower distance .....	51334-001-000	1	0.5	
F02-09	CAP, front cushion lower dust-seal .....	51336-001-000	2	0.5	
F02-10	DUST-SEAL, lower, front cushion .....	51335-001-000	2	0.5	
F02-11	CUSHION ASSY., front.....	51400-034-000	1	0.5	
F02-12	METAL, upper, front cushion.....	51410-001-040	1	0.6	
F02-13	METAL, bottom, front cushion .....	51420-030-000	1	0.6	
F02-14	SPRING, front cushion .....	51410-034-000	1	0.6	
F02-15	COLLAR, upper, front cushion .....	51488-001-000	2	0.5	
F02-16	COLLAR, outer, front cushion .....	51486-030-010	1	0.5	
F02-17	SEAT, front cushion spring.....	51407-001-000	1	0.6	
F02-18	RUBBER, front cushion stopper.....	51475-001-010	1	0.6	
F02-19	BUSHING, front cushion rubber .....	51489-001-000	2	0.5	
F02-20	GUIDE, front cushion spring .....	51409-001-020	2	0.6	
F02-21	NUT, front cushion bottom locking.....	51482-001-020	1	0.2	
F02-22	STOPPER, front arm rebound .....	51251-001-000	1	0.6	
F02-51	METAL, front fender upper fixing .....	61117-001-010	1	0.2	
F02-23	METAL, front fender lower fixing .....	61142-001-000	1	0.2	
F02-24	BOLT, front arm pivot .....	90125-001-000	1	0.1	
F02-25	BOLT, upper, front cushion.....	90147-001-000	1	0.1	
F02-26	BOLT, lower, front cushion.....	90149-001-000	1	0.1	
F02-27	NUT, self locking, 8 mm .....	90349-001-000	2	0.2	
28	NIPPLE, grease, 4.5 mm.....	96201-30000	4		
29	BOLT, hex., 8×22.....	92000-08022	2		
30	BOLT, hex., 8×46.....	92000-08046	2		
31	NUT, hex., 8 mm .....	94001-08000	2		
32	NUT, thin, 8 mm .....	94002-08000	4		
33	WASHER, spring, 8 mm .....	94111-08000	2		

## F - 2 Front Cushion (CM91)



# F - 3 Front Fork - Front Fender (CM91)



**F - 3 Front Fork • Front Fender (CM91)**

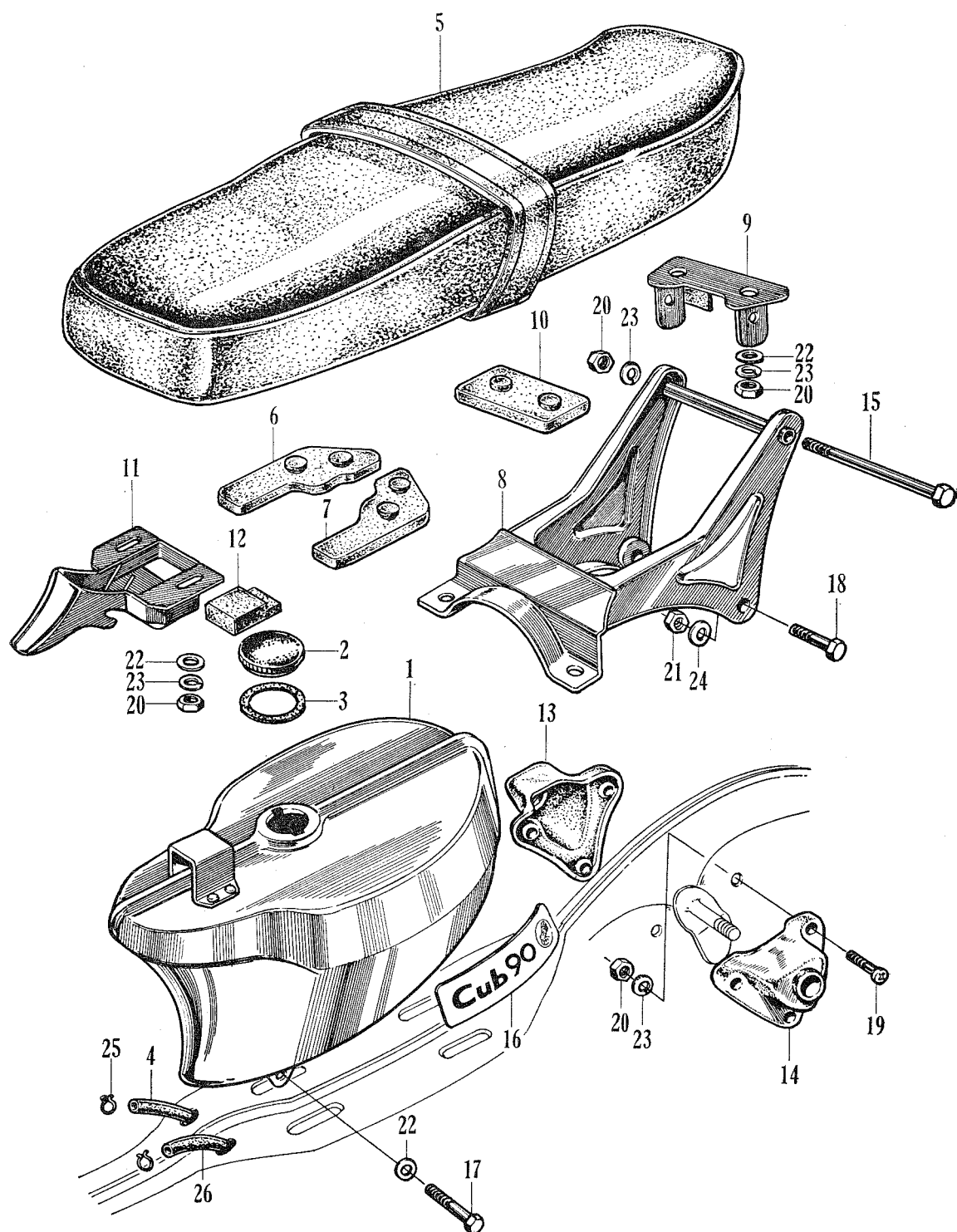
Job No.	Description	Part No.	Unit CM 91	FRT	Labor Charge
F 03-01	BALL, steel, 3/16" .....	96211-06000	42	0.5	
F 03-02	LOCK, steering handle (Not sold).....	53600-001-020	1	0.3	
F 03-03	LAMP ASSY., neutral pilot .....	37700-005-000	1	0.2	
F 03-04	BULB, pilot.....	34902-202-000	1	0.2	
F 03-05	HORN ASSY.....	38100-034-000	1	0.2	
F 03-06	RACE, steering top cone .....	53216-030-305	1	0.5	
F 03-07	RACE, steering bottom cone .....	53217-030-305	1	0.9	
F 03-08	THREAD, steering head top .....	53220-001-000	1	0.5	
F 03-09	DUST-SEAL, steering head .....	53214-001-010	1	0.9	
F 03-10	WASHER, steering head dust-seal.....	53215-001-000	1	0.9	
F 03-11	FORK, front .....	51100-034-000	1	1.5	
F 03-12	CAP, front fork side .....	51341-001-000	2	0.1	
F 03-13	CASE, head light .....	61301-034-000	1	0.3	
F 03-14	COLLAR, head light case setting .....	61302-011-000	2	0.3	
F 03-15	COVER, horn .....	61311-034-000	1	0.1	
F 03-16	PLATE, fork top bridge .....	53231-034-000	1	0.2	
F 03-17	FENDER, front .....	61100-030-610	1	0.2	
18	BOLT, top bridge setting .....	90117-001-000	2		
19	NUT, steering stem.....	90304-030-000	1		
20	WASHER, head light case setting.....	90522-034-303	2		
21	WASHER, tooth.....	90552-001-000	2		
22	BOLT, hex., 6×12.....	92000-06012	2		
23	BOLT, hex., 6×25.....	92000-06025	2		
24	SCREW, cross., 6×12 .....	93600-06012	2		
25	SCREW, cross., 6×12 .....	93500-06012	2		
26	SCREW, cross., 6×40 .....	93500-06040	1		
27	SCREW, cross., 3×8 .....	93700-0300802	2		
28	WASHER, spring, 6 mm.....	94111-06000	2		
29	WASHER flat, 6 mm .....	94101-06000	5		



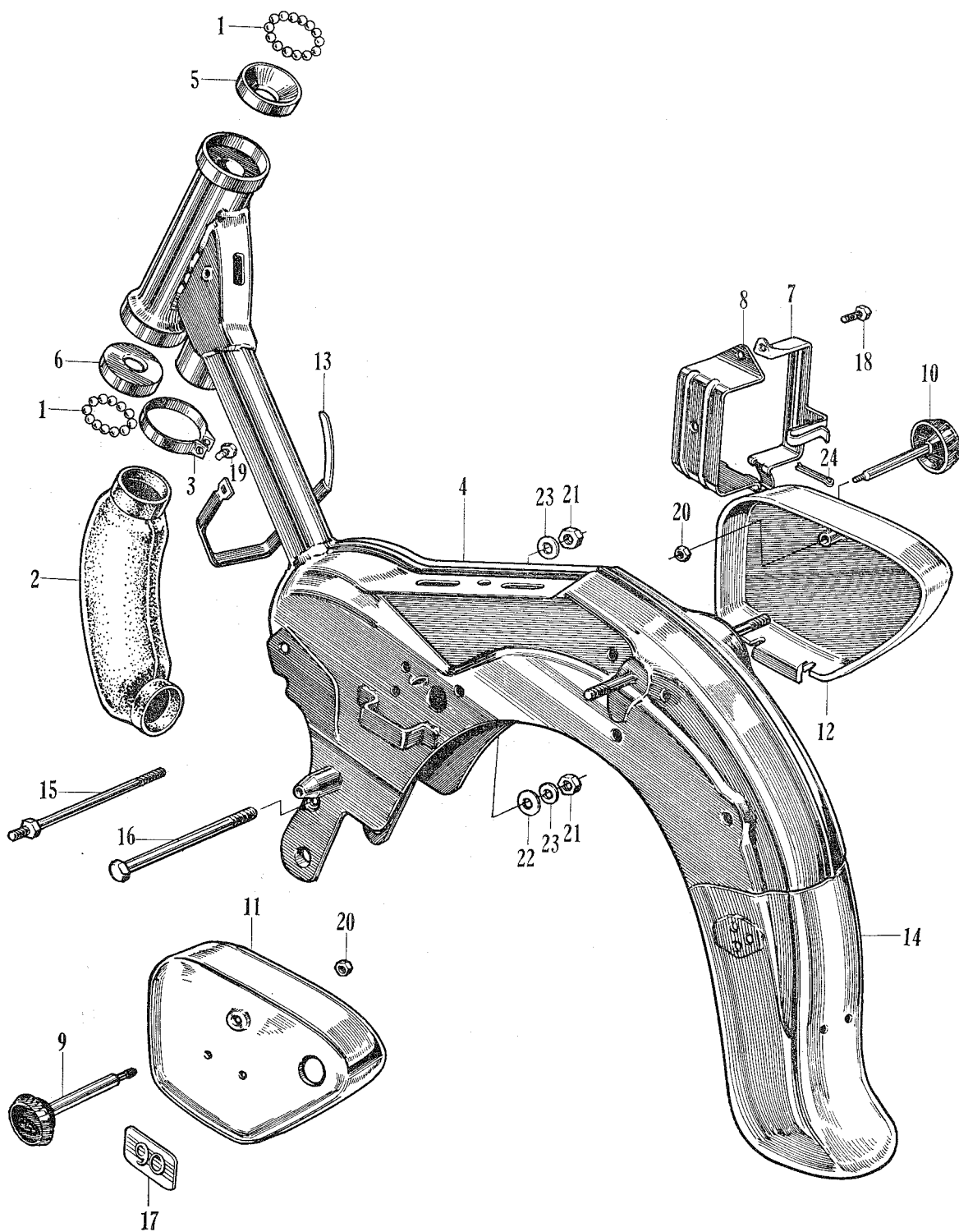
**F - 4 Fuel Tank • Seat (CM91)**

Job No.	Description	Part No.	Unit CM 91	FRT	Labor Charge
F04-01	TANK, fuel.....	17500-034-810	1	0.4	
F04-02	CAP, fuel filler.....	17620-001-000	1	0.1	
F04-03	GASKET, fuel filler cap.....	17631-001-000	1	0.1	
F04-04	TUBE, fuel reserve.....	17631-046-000	1	0.1	
F04-05	SEAT, double.....	77200-034-600	1	0.2	
F04-06	RUBBER, right, seat stopper.....	77151-001-000	1	0.1	
F04-07	RUBBER, left, seat stopper.....	77152-001-000	1	0.1	
F04-08	BRACKET, dual seat.....	77121-034-600	1	0.2	
F04-09	BRACKET B, dual seat.....	77222-001-810	1	0.2	
F04-10	RUBBER, rear seat stopper.....	77241-001-810	1	0.1	
F04-11	CATCH ASSY., dual seat.....	77230-001-810	1	0.2	
F04-12	STOPPER, front seat.....	77236-001-810	1	0.2	
F04-13	BRACKET, right, rear suspension.....	50303-033-010	1	0.2	
F04-14	BRACKET, left, rear suspension.....	50306-033-010	1	0.2	
F04-15	BOLT, dual seat hinge.....	90101-001-810	1	0.2	
F04-51	EMBLEM, right, fuel tank.....	87121-034-670	1	0.1	
F04-16	EMBLEM, left, fuel tank.....	87122-034-670	1	0.1	
17	BOLT, hex., 6×24.....	92000-0602402	4		
18	BOLT, hex., 8×14.....	92000-08014	2		
19	SCREW, cross., 6×16.....	93700-0601602	6		
20	NUT, hex., 6 mm.....	94001-06000	11		
21	NUT, hex., 8 mm.....	94001-08000	2		
22	WASHER, flat, 6 mm.....	94101-06000	8		
23	WASHER, spring, 6 mm.....	94111-06000	11		
24	WASHER, spring, 8 mm.....	94111-08000	2		
25	CLIP, fuel tube, 5 mm.....	95002-50000	2		
26	TUBE, fuel, 5×450.....	95001-50450	1		

# F - 4 Fuel Tank • Seat (CM91)



# F - 5 Frame Body (CM91)



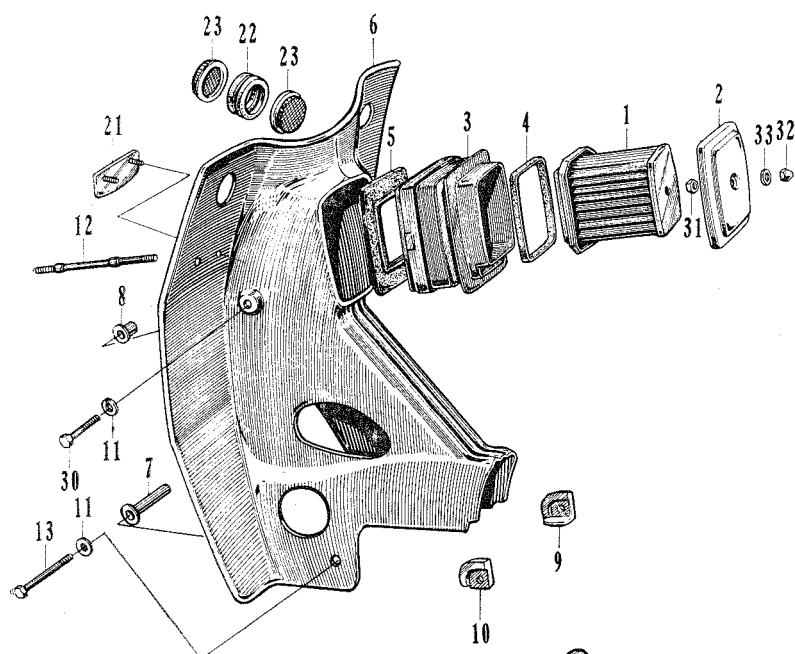
**F - 5 Frame Body (CM91)**

Job No.	Description	Part No.	Unit CM 91	FRT	Labor Charge
F 05-01	BALL, steel, 3/16".....	96211-06000	42	0.5	
F 05-02	TUBE, air cleaner connecting .....	17253-046-000	1	0.2	
F 05-03	BAND, air cleaner connecting .....	17255-045-000	1	0.1	
F 05-04	BODY, frame .....	50100-046-000	1	6.5	
F 05-05	RACE, steering top ball.....	50301-030-305	1	1.4	
F 05-06	RACE, steering bottom ball.....	50302-030-305	1	1.4	
F 05-07	BAND, battery .....	50373-033-000	1	0.1	
F 05-08	PLATE, battery support.....	50381-001-810	1	0.2	
F 05-09	LATCH, tool box .....	83550-001-000	1	0.1	
F 05-10	LATCH, battery box .....	83650-003-000	1	0.1	
F 05-11	BOX, tool .....	83500-040-000	1	0.1	
F 05-12	BOX, battery .....	83600-040-000	1	0.1	
F 05-13	BAND, wire harness.....	32161-001-000	1	0.1	
F 05-15	BOLT, engine hanger .....	90112-046-000	1	0.2	
F 05-16	BOLT, under, rear engine .....	90116-046-000	1	0.1	
F 05-17	EMBLEM, side cover .....	87118-046-000	2	0.1	
18	BOLT, hex., 6×12 .....	92000-06012	1		
19	SCREW, cross., 5×16 .....	93500-05016	1		
20	NUT, hex., 6 mm .....	94001-06000	2		
21	NUT, hex., 10 mm.....	94001-10000	2		
22	WASHER, flat, 10 mm.....	94101-10000	1		
23	WASHER, spring, 10 mm .....	94111-10000	2		
24	PIN, cotter, 3.0×40 .....	94201-30400	1		
	PLATE, maker .....	87125-001-600	1		

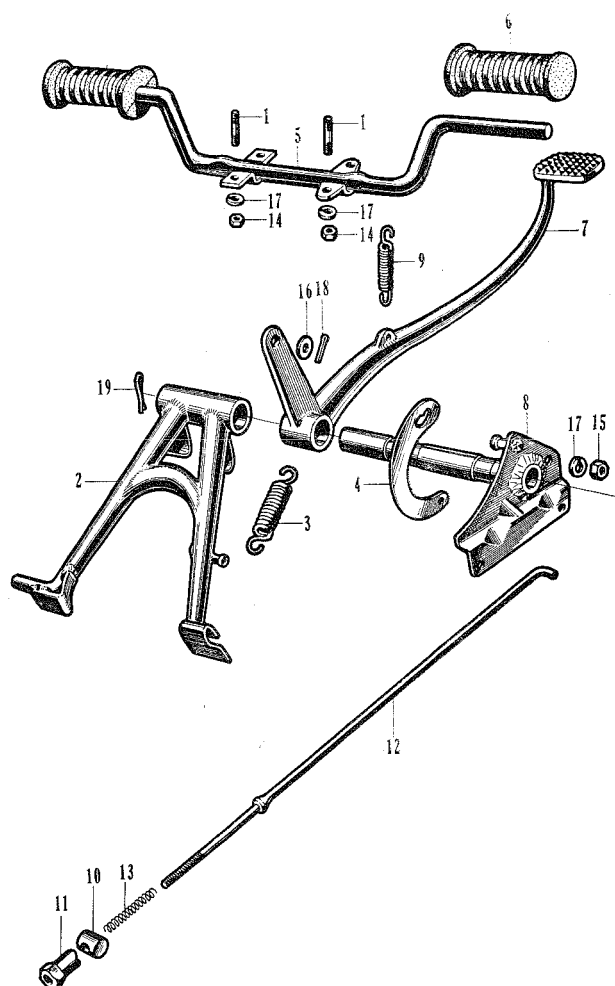
**F - 6 Air Cerner · Front Cover / F - 7 Stand · Step (CM91)**

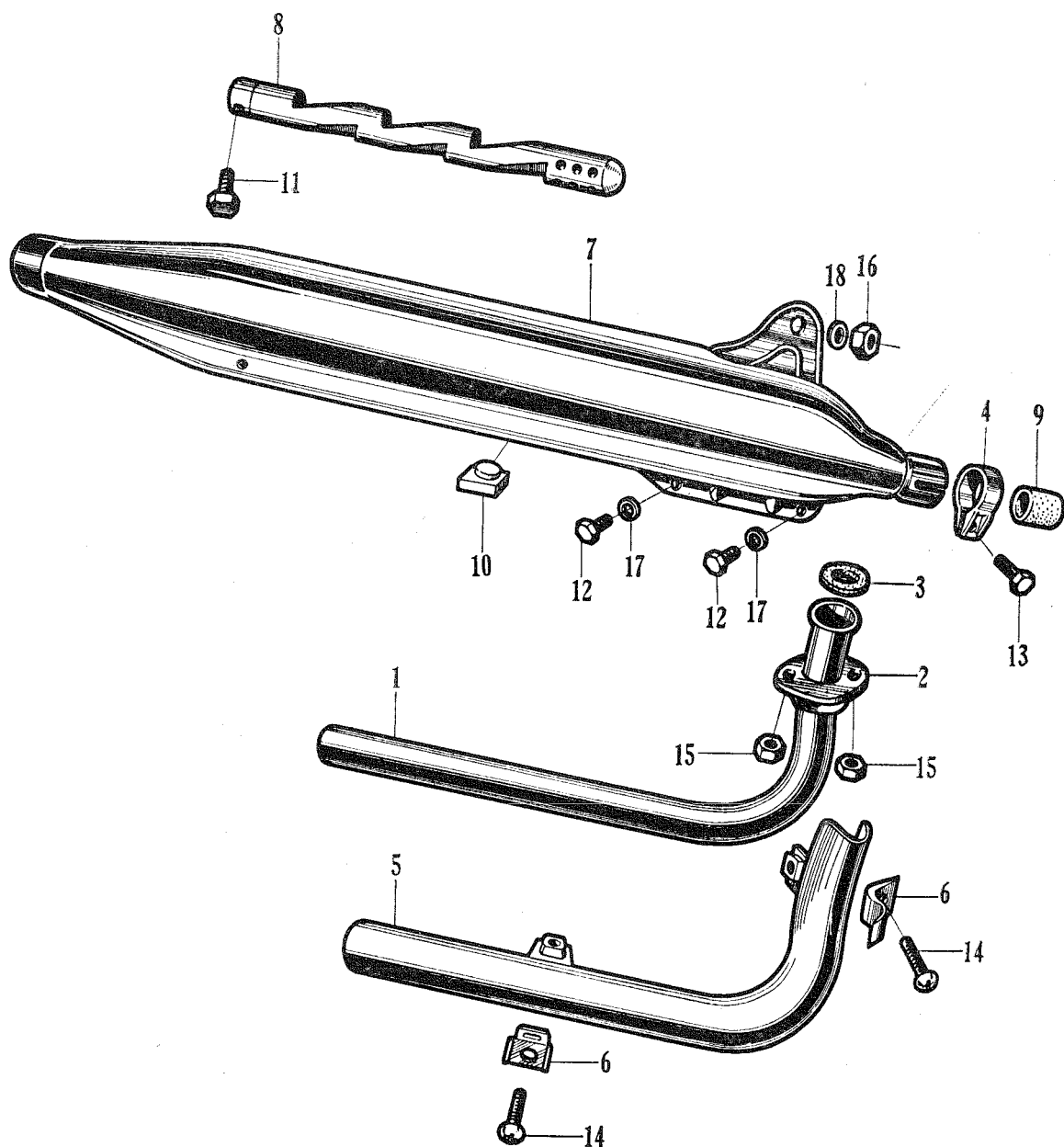
Job No.	Description	Part No.	Unit CM 91	FRT	Labor Charge
<b>F - 6</b>					
F06-01	ELEMENT, air cleaner .....	17211-046-000	1	0.2	
F06-02	COVOR, air cleaner .....	17221-046-000	1	0.1	
F06-03	CASE, air cleaner .....	17231-046-000	1	0.2	
F06-04	GASKET, cleaner case cover .....	17225-046-000	1	0.1	
F06-05	GASKET, cleaner case .....	17252-001-010	1	0.2	
F06-06	COVER, front.....	64301-046-000	1	0.2	
F06-07	COLLAR A, front cover setting .....	64345-046-000	2	0.2	
F06-08	COLLAR B, front cover setting .....	64346-046-000	2	0.2	
	CAP, front cover .....	64365-046-000	1		
F06-09	WASHER, right, front cover setting.....	64348-046-000	1	0.2	
F06-10	WASHER, left, front cover setting .....	64349-046-000	1	0.2	
F06-11	WASHER, front cover setting .....	64347-001-000	4	0.2	
F06-12	BOLT, air cleaner setting .....	90113-001-040	1	0.2	
F06-13	BOLT A, front cover lower .....	90141-046-000	2	0.2	
F06-21	EMBLEM, front cover .....	87102-040-600	1	0.1	
F06-22	ADAPTER, front accessory .....	87107-034-000	2	0.2	
F06-23	LENS, front accessory .....	87108-034-000	4	0.2	
30	BOLT, hex., 6×45.....	92000-0604502	2		
31	NUT, hex., 6 mm .....	94001-06000	1		
32	NUT, blind, 6 mm.....	94021-0600002	1		
33	WASHER, flat, 6 mm .....	94101-06000	1		
<b>F - 7</b>					
F07-01	BOLT, stud, 8×33 .....	90061-033-000	4	0.3	
F07-02	STAND, main.....	50500-034-000	1	0.3	
F07-03	SPRING, main stand .....	50522-001-000	1	0.1	
F07-04	HOOK, main stand spring.....	50523-001-000	1	0.1	
F07-05	BAR, step.....	50610-046-000	1	0.2	
F07-06	PAD, step .....	50661-001-000	2	0.1	
F07-07	PEDAL, brake .....	46500-046-000	1	0.2	
F07-08	PIPE, rear brake pivot .....	50512-046-000	1	0.2	
F07-09	SPRING, brake pedal .....	81200-001-010	1	0.1	
F07-10	JOINT, front brake arm.....	45461-001-000	1	0.1	
F07-11	NUT, front brake adjusting.....	45462-028-000	1	0.1	
F07-12	ROD, brake .....	43451-046-000	1	0.2	
F07-13	SPRING, rear brake rod .....	43472-001-000	1	0.1	
14	NUT, hex., 8 mm .....	94001-08000	4		
15	NUT, thin, 8 mm .....	94002-08000	1		
16	WASHER, flat, 6 mm .....	94101-06000	1		
17	WASHER, spring, 8 mm.....	94111-08000	5		
18	PIN, cotter, 1.6×16 .....	94201-16160	1		
19	PIN, cotter, 3.0×25 .....	94201-30250	1		

# F - 6 Air Cleaner · Front Cover / F - 7 Stand · Step (CM91)



**F - 7**



**F - 8 Exhaust Pipe · Muffler (CM91)**

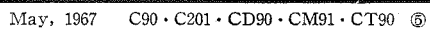
**F - 8 Exhaust Pipe · Muffler (CM91)**

Job No.	Description	Part No.	Unit CM 91	FRT	Labor Charge
F 08-01	PIPE, exhaust .....	18200-046-000	1	0.2	
F 08-02	JOINT, exhaust pipe .....	18231-046-000	1	0.1	
F 08-03	GASKET, exhaust pipe .....	18291-028-000	1	0.1	
F 08-04	BAND, exhaust diffusor.....	18371-034-000	1	0.1	
F 08-05	COVER, exhaust pipe .....	18240-046-010	1	0.1	
F 08-06	BAND B, exhaust cover setting.....	18272-220-000	2	0.1	
F 08-07	MUFFLER .....	18300-046-000	1	0.2	
F 08-08	PIPE, exhaust diffusor .....	18301-046-000	1	0.2	
F 08-09	GASKET, muffler .....	18391-034-000	1	0.2	
F 08-10	RUBBER, main stand stopper .....	50524-001-000	1	0.1	
11	BOLT, hex., 5×8 .....	92000-05008	1		
12	BOLT, hex., 6×12.....	92000-06012	2		
13	BOLT, hex., 6×18.....	92000-06018	1		
14	SCREW, cross., 5×16 .....	93500-05016	2		
15	NUT, hex., 6 mm .....	94001-06000	2		
16	NUT, blind, 8 mm.....	94021-08020	1		
17	WASHER, flat, 6 mm .....	94101-06000	2		
18	WASHER, spring, 8 mm .....	94111-08000	1		

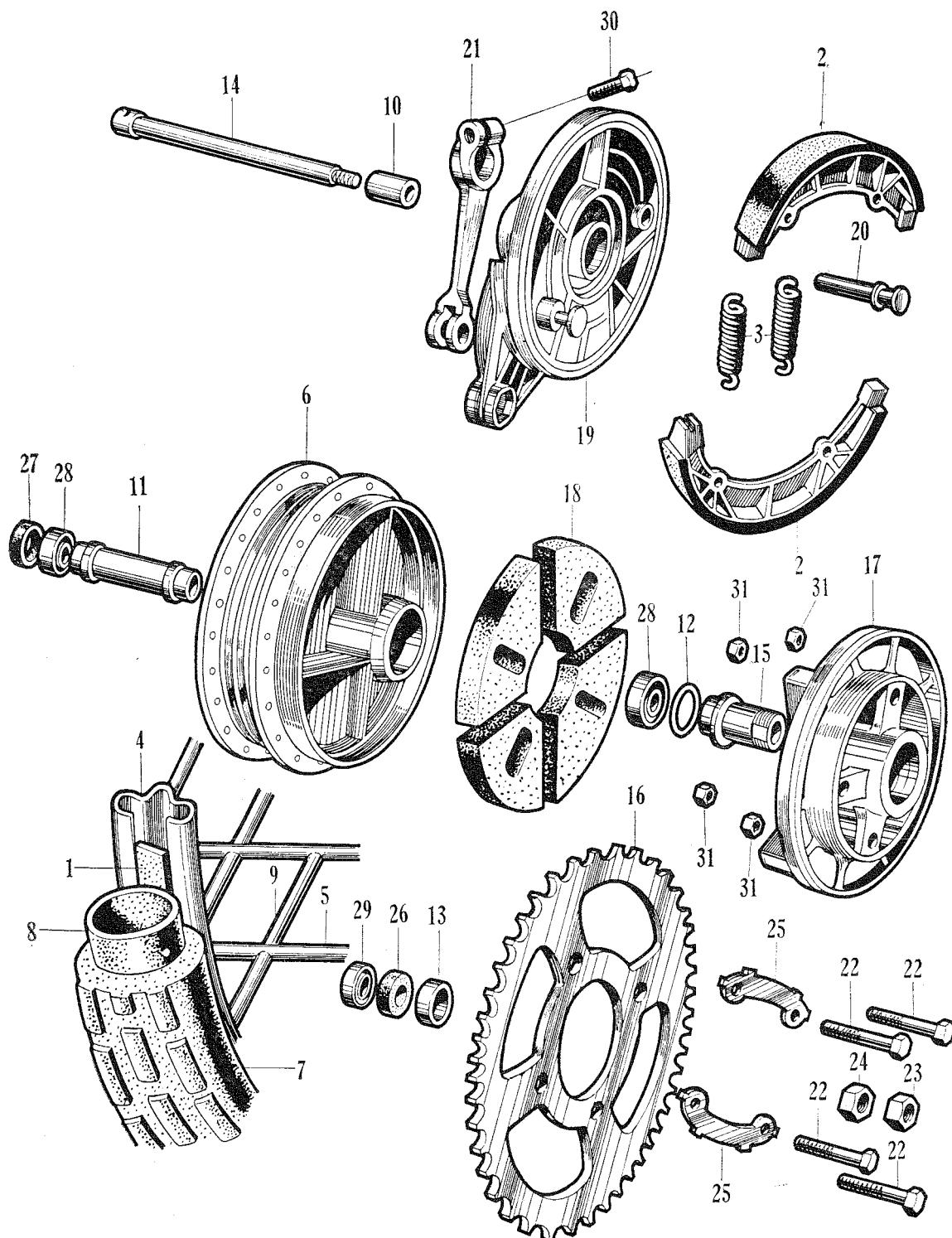


**F - 9 Front Wheel (CM91)**

Job No.	Description	Part No.	Unit CM 91	FRT	Lador Charge
F09-01	SPOKE A, front .....	97147-211661-2	1 Set	0.2	
6	SPOKE B, front .....	97351-211641-2		2.0	
F09-02	HUB, front wheel .....	44601-030-000	1	2.4	
F09-03	TIRE, front wheel .....	44711-030-000	1	0.4	
F09-04	TUBE, wheel .....	44712-030-000	1	0.4	
F09-05	FLAP, tire .....	44713-030-000	1	0.4	
F09-07	COLLAR, front axle distance .....	44620-030-000	1	0.9	
F09-08	COLLAR, front wheel side .....	44311-030-000	1	0.2	
F09-09	AXLE, front wheel .....	44301-030-000	1	0.2	
F09-10	PANEL, front brake .....	45100-030-000	1	0.3	
F09-11	CAM, front brake .....	45131-030-000	1	0.3	
F09-12	SHOE, brake .....	45120-001-010	2	0.3	
F09-13	SPRING, brake shoe .....	45133-001-000	2	0.3	
F09-14	ARM, front brake .....	45410-030-010	1	0.1	
F09-15	LINK, front brake torque .....	45431-001-000	1	0.2	
F09-16	NUT, front brake arm .....	45436-001-000	1	0.1	
F09-17	SPACER, front brake panel .....	45141-030-000	1	0.2	
F09-18	CAP, front brake panel dust-seal .....	45142-030-000	1	0.1	
F09-19	DUST-SEAL, front brake panel .....	45143-011-000	1	0.2	
F09-20	GEAR, speedometer .....	44806-030-000	1	0.2	
F09-21	PINION, speedometer (Not sold) .....	44805-030-000	1	0.2	
F09-22	RIM, wheel .....	42701-030-000	1	2.0	
F09-23	CABLE, speedometer .....	44830-034-000	1	0.2	
F09-24	CABLE, inner, speedometer .....	44831-034-000	1	0.3	
F09-25	BOLT, front brake panel stopper .....	90104-011-000	1	0.1	
F09-26	BOLT, front brake torque .....	90126-030-010	1	0.2	
F09-27	NUT, axle .....	90305-001-000	1	0.2	
F09-28	NUT, self locking, 8 mm .....	90349-001-000	2	0.2	
F09-29	WASHER, 8.3 mm .....	90534-011-000	2	0.2	
F09-30	WASHER, speedometer pinion (Not sold) ...	90539-011-000	1	0.2	
F09-31	OIL SEAL, 4758 .....	91251-030-000	1	0.3	
F09-32	OIL SEAL, 23377 .....	91252-030-000	1	0.3	
F09-33	BEARING, ball, 6301 R .....	96140-63010	2	0.4	
34	BOLT, hex., 6×25 .....	92000-06025	1		
35	WASHER, flat, 6 mm .....	94101-06000	1		
36	NIPPLE, grease, 4.5 mm .....	96201-30000	1		



# F - 10 Rear Wheel (CM91)



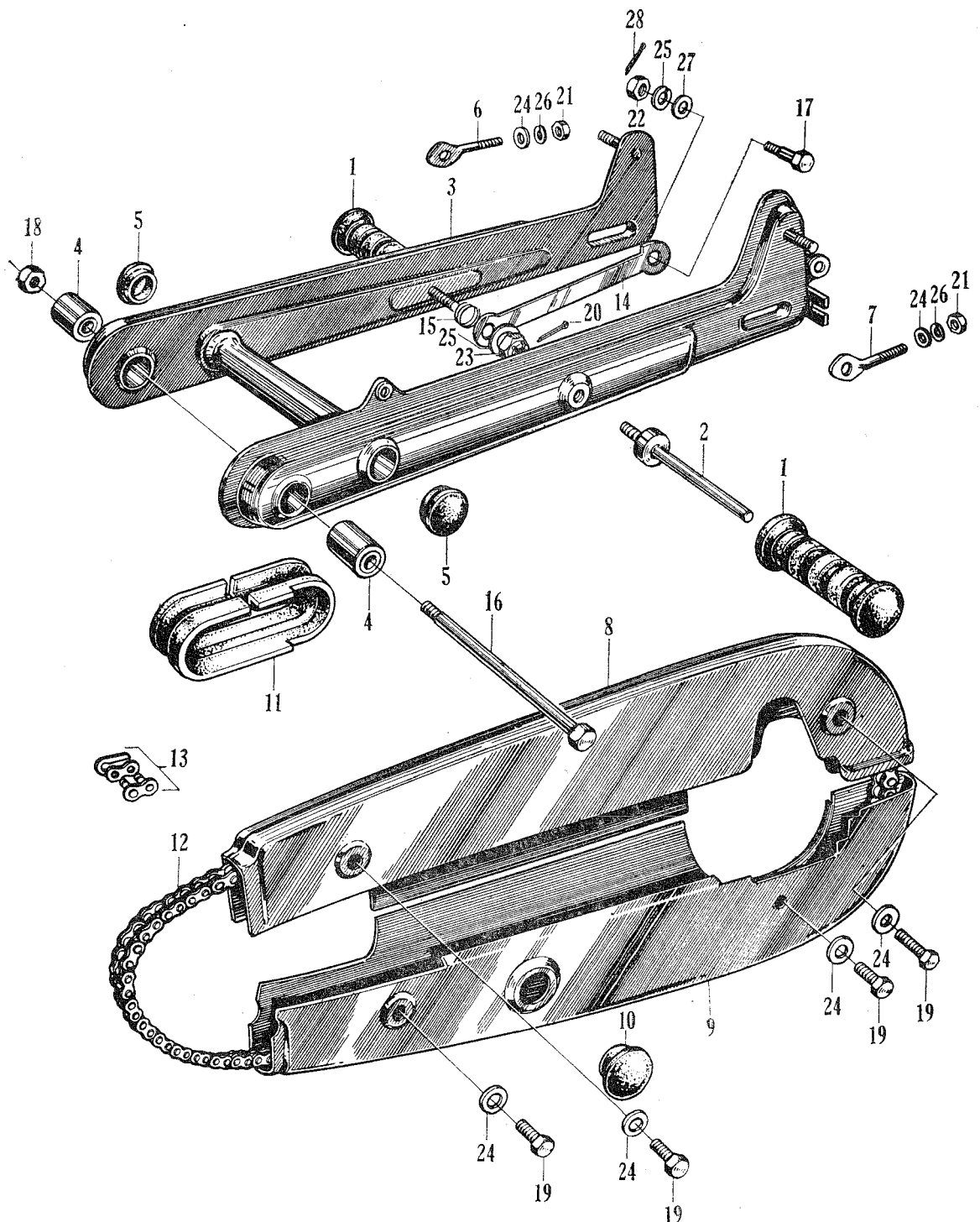
**F - 10 Rear Wheel (CM91)**

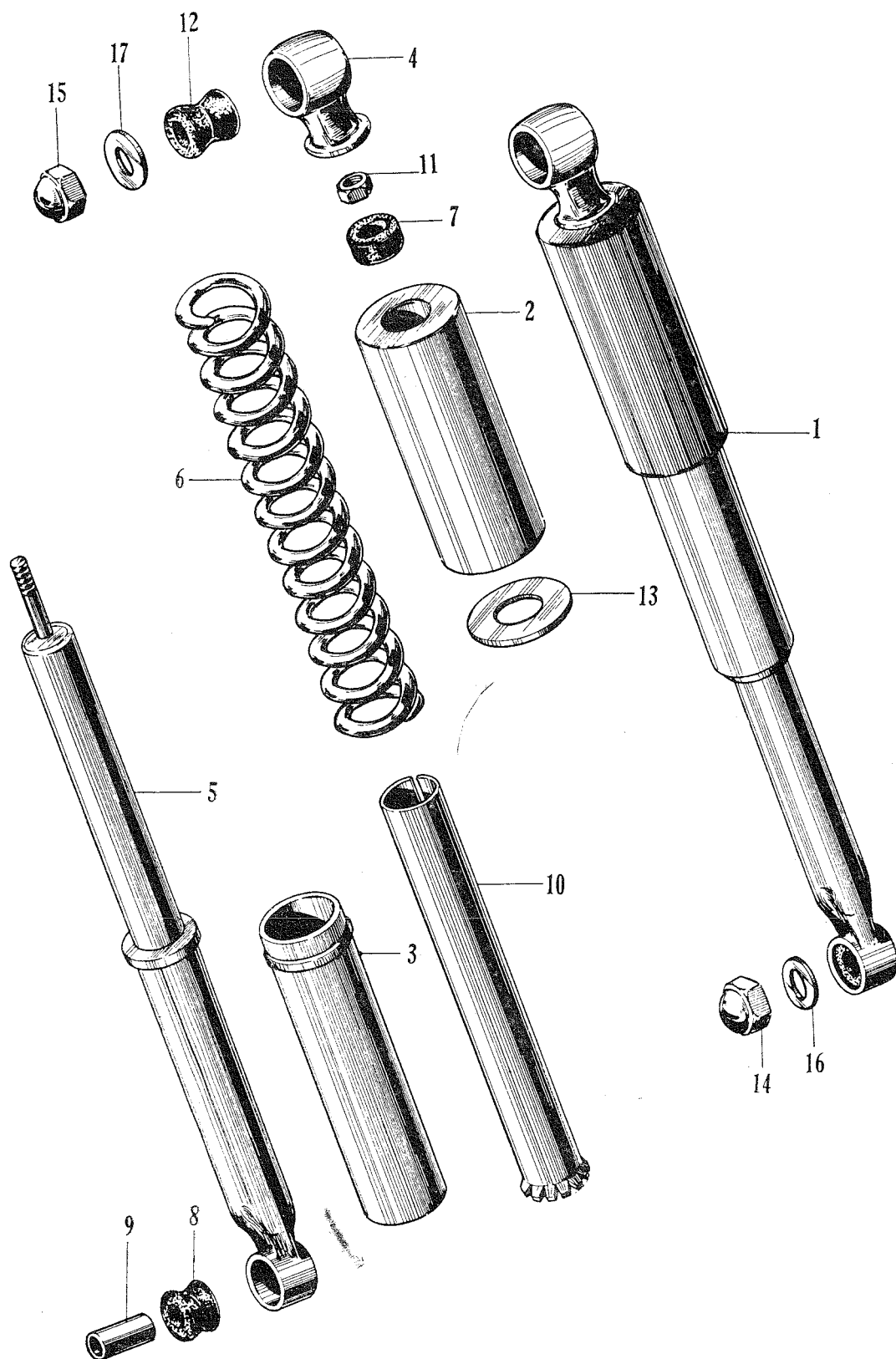
Job No.	Description	Part No.	Unit CM 91	FRT	Labor Charge
F10-01	FLAP, tire .....	44713-030-000	1	0.4	
F10-02	SHOE, brake .....	45120-001-010	2	0.4	
F10-03	SPRING, brake shoe .....	45133-001-010	2	0.4	
F10-04	RIM, wheel .....	42701-030-000	1	2.0	
F10-05	SPOKE A, rear .....	97282-421641-3	1 Set	0.2	
9	SPOKE B, rear .....	97519-421641-2		2.0	
F10-06	HUB, rear wheel .....	42601-001-060	1	2.4	
F10-07	TIRE, rear wheel .....	42711-030-000	1	0.4	
F10-08	TUBE, wheel .....	44712-030-000	1	0.4	
F10-10	COLLAR, rear brake panel side .....	42313-001-000	1	0.1	
F10-11	COLLAR, rear axle distance .....	42620-001-000	1	0.9	
F10-12	O RING, 40.5×3 .....	42653-001-000	1	0.9	
F10-13	COLLAR, rear axle sleeve .....	42304-030-000	1	0.2	
F10-14	AXLE, rear wheel .....	42301-034-000	1	0.2	
F10-15	SLEEVE, rear wheel axle .....	42303-034-000	1	0.5	
F10-16	SPROCKET, final driven .....	41201-030-000	1	0.5	
F10-17	FLANGE, final drive .....	42610-030-000	1	0.5	
F10-18	DAMPER, rear wheel .....	41241-001-040	4	0.3	
F10-19	PANEL, rear brake .....	43100-001-050	1	0.4	
F10-20	CAM, rear brake .....	43141-028-000	1	0.4	
F10-21	ARM, rear brake .....	43411-011-000	1	0.2	
F10-22	BOLT, drive sprocket setting .....	90128-001-030	4	0.4	
F10-23	NUT, axle .....	90305-001-000	1	0.2	
F10-24	NUT, rear axle sleeve .....	90307-001-000	1	0.2	
F10-25	WASHER, tongued, 8 mm .....	90522-001-000	2	0.2	
F10-26	OIL SEAL, 23406 .....	91253-030-000	1	0.3	
F10-27	OIL SEAL, 18377 .....	91254-001-000	1	0.7	
F10-28	BEARING, ball, 6301 .....	96100-63010	2	0.9	
F10-29	BEARING, ball, 6203 Z .....	96120-62030	1	0.3	
30	BOLT, hex., 6×18 .....	92000-06018	1		
31	NUT, thin, 8 mm .....	94002-08000	4		

**F - 11 Rear Fork · Chain Case (CM91)**

Job No.	Description	Part No.	Unit CM 91	FRT	Labor Charge
F11-01	PAD, pillion step .....	50731-001-810	2	0.1	
F11-02	BAR, pillion step .....	50700-001-810	1	0.1	
F11-03	FORK, rear .....	52100-034-000	1	1.0	
F11-04	BUSHING, rear fork pivot rubber.....	52181-001-300	2	0.2	
F11-05	CAP, cross member side .....	52161-001-010	2	0.2	
F11-06	ADJUSTER, right, drive chain .....	40543-030-000	1	0.2	
F11-07	ADJUSTER, left, drive chain .....	40544-030-000	1	0.2	
F11-08	CASE, upper, drive chain ... ..	40510-034-000	1	0.2	
F11-09	CASE, lower, drive chain .....	40520-034-000	1	0.2	
F11-10	CAP, chain case peep hole .....	40545-001-000	1	0.1	
F11-11	GASKET, drive chain case .....	40591-001-000	1	0.2	
F11-12	CHAIN, drive (100 L) .....	40530-030-810	1	0.4	
F11-12	CHAIN, drive (89 L) .....	40530-030-000	1	0.4	
F11-13	JOINT, drive chain .....	40531-205-000	1	0.2	
F11-14	LINK, rear break torque .....	43431-001-020	1	0.4	
F11-15	SPRING, rear brake torque link .....	43434-250-000	1	0.4	
F11-16	BOLT, rear fork pivot .....	90121-034-000	1	0.2	
F11-17	BOLT, rear brake torque .....	90127-001-010	1	0.4	
F11-18	NUT, axle .....	90305-001-000	1	0.2	
19	BOLT, hex., 6×6 .....	92000-06006	4		
20	PIN, locking, 8 mm .....	94251-08000	1		
21	NUT, hex., 6 mm .....	94001-06000	2		
22	NUT, hex., 8 mm .....	94001-08000	1		
23	NUT, slotted, 8 mm .....	94011-08000	1		
24	WASHER, flat, 6 mm .....	94101-06000	6		
25	WASHER, flat, 8 mm .....	94101-08000	2		
26	WASHER, spring, 6 mm .....	94111-06000	2		
27	WASHER, spring, 10 mm .....	94111-10000	1		
28	PIN, cotter, 2.0×18 .....	94201-20180	1		

# F - 11 Rear Fork · Chain Case (CM91)



**F - 12 Rear Cushion (CM91)**

**F - 12 Rear Cushion (CM91)**

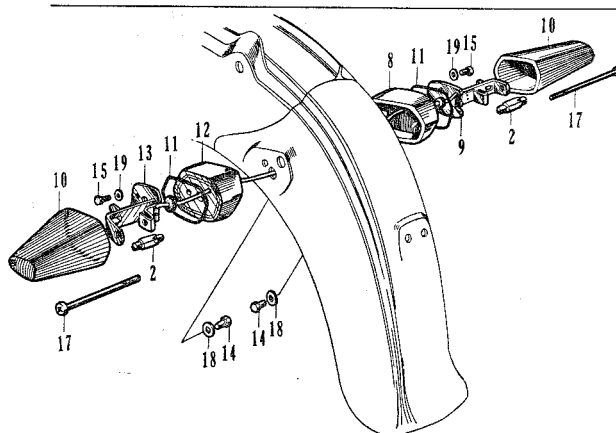
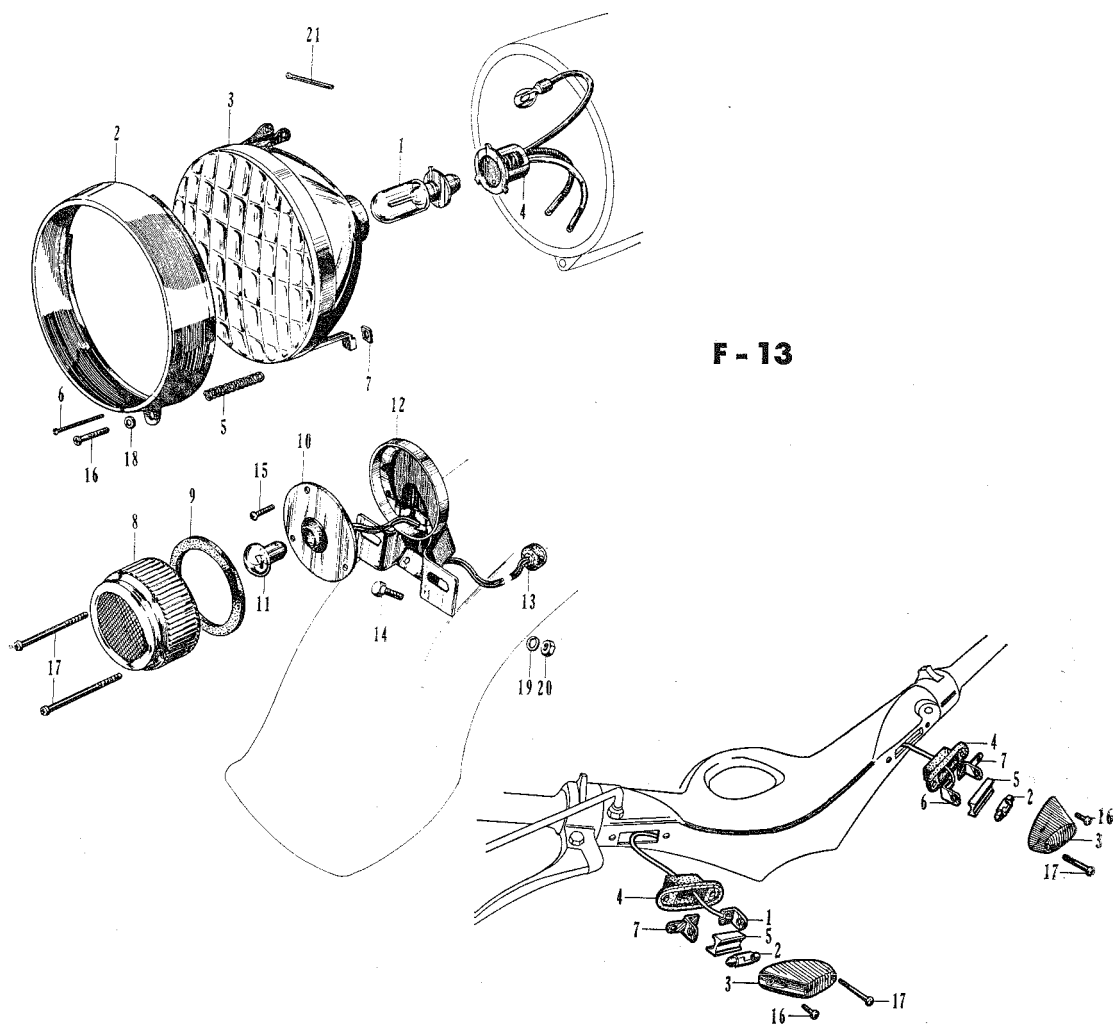
Job No.	Description	Part No.	Unit CM 91	FRT	Labor Charge
F12-01	CUSHION ASSY., rear .....	52400-034-000	1	0.2	
F12-02	CASE, upper, rear cushion .....	52410-034-000	1	0.5	
F12-03	CASE, bottom, rear cushion.....	52465-001-040	1	0.5	
F12-04	METAL, upper, rear cushion .....	52410-033-000	1	0.5	
F12-05	METAL, bottom, rear cushion .....	52420-033-000	1	0.5	
F12-06	SPRING, rear cushion.....	52401-034-000	1	0.5	
F12-07	RUBBER, rear cushion stopper .....	52475-011-000	1	0.2	
F12-08	BUSHING, rear cushion bottom rubber .....	52476-001-020	1	0.2	
F12-09	COLLAR, rear cushion rubber bushing .....	52486-001-000	1	0.2	
F12-10	GUIDE, rear cushion spring.....	52409-011-000	1	0.5	
F12-11	NUT, rear cushion upper locking .....	52481-033-000	1		
F12-12	BUSHING, rear cushion upper rubber .....	52485-001-000	1		
F12-13	WASHER, 24 mm .....	52492-011-000	1		
F12-14	NUT, blind, 10 mm .....	94021-1002002	1		
15	NUT, blind, 12 mm .....	94021-1202002	2		
16	WASHER, flat, 10 mm .....	94101-10000	2		
17	WASHER, flat, 12 mm .....	94101-12000	2		



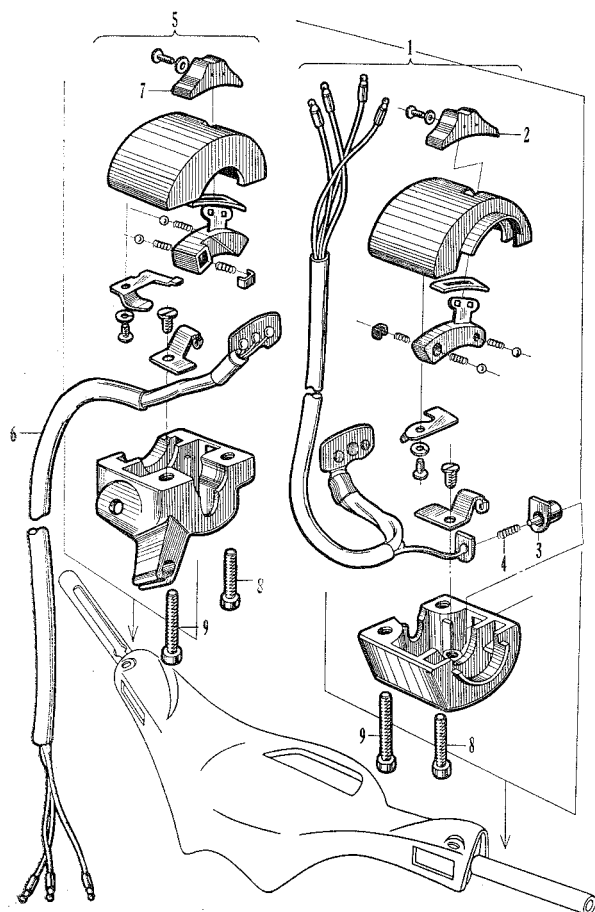
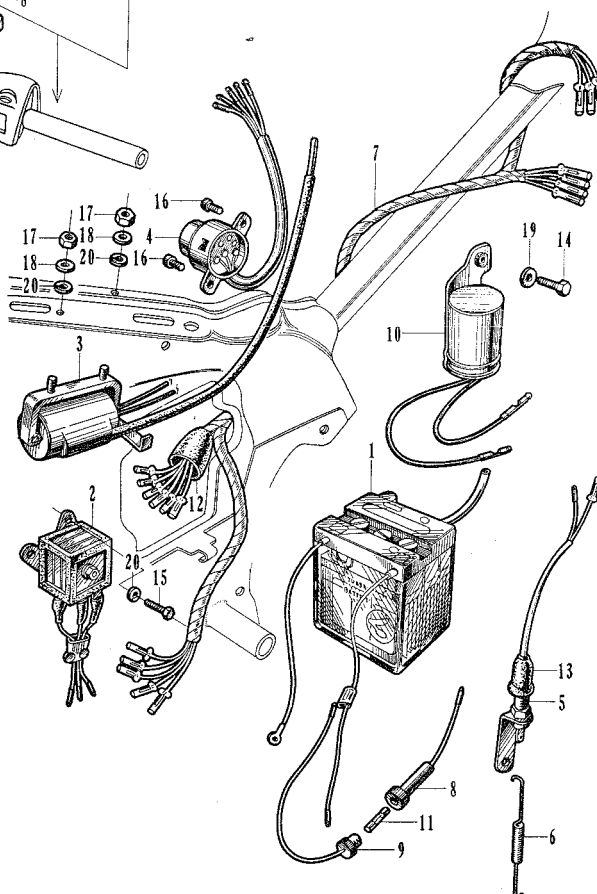
**F - 13 Head Light · Tail Light**  
**F - 14 Front Winker · Rear Winker (CM91)**

Job No.	Description	Part No.	Unit CM 91	FRT	Labor Charge
<b>F - 13</b>					
F13-00	LIGHT ASSY., head .....	33100-034-000	1	0.2	
F13-01	BULB, head light .....	34901-030-000	1	0.1	
F13-02	RIM, head light .....	33101-030-000	1	0.1	
F13-03	LIGHT UNIT, head .....	33120-030-000	1	0.1	
F13-04	SOCKET ASSY., head light .....	33130-001-040	1	0.1	
F13-05	SPRING, head light adjusting .....	33107-030-000	1	0.1	
F13-06	SCREW, head light adjusting .....	33107-001-000	1	0.1	
F13-07	NUT, head light adjusting .....	33134-001-000	1	0.1	
F13-51	LIGHT ASSY., tail .....	33700-030-000	1	0.2	
F13-08	LENS, tail light .....	33701-030-000	1	0.1	
F13-09	GASKET, tail light lens .....	33709-030-000	1	0.1	
F13-10	SOCKET ASSY., tail light .....	33710-030-000	1	0.1	
F13-11	BULB, tail light .....	34906-030-000	1	0.1	
F13-12	BRACKET, license plate .....	84701-030-000	1	0.1	
F13-13	GROMMET, tail light cord (Not sold) .....	32982-011-000	1	0.1	
14	BOLT, hex., 6×12 .....	92000-06012	2		
15	SCREW, cross., 4×6 .....	93500-04006	2		
16	SCREW, cross., 5×12 .....	93500-0501202	1		
17	SCREW, cross., 3×35 .....	93700-03035	2		
18	WASHER, flat, 5 mm .....	94101-05000	1		
19	WASHER, spring, 6 mm .....	94111-06000	2		
20	NUT, hex., 6 mm .....	94001-06000	2		
21	PIN, cotter, 3.0×30 .....	94201-30300	1		
<b>F - 14</b>					
F14-01	CONTACT ASSY., right front winker .....	33410-001-010	1	0.1	
F14-02	BULB, winker .....	34905-201-000	1	0.1	
F14-03	LENS, front winker .....	33405-001-010	1	0.1	
F14-04	PACKING, front winker lens .....	33443-001-010	1	0.1	
F14-05	SUPPORTER, front winker .....	33407-001-000	1	0.2	
F14-06	CONTACT ASSY., left front winker .....	33468-001-010	1	0.1	
F14-07	SOCKET, front winker .....	33453-001-000	1	0.2	
F14-08	BASE, right rear winker .....	33605-034-000	1	0.3	
F14-09	SOCKET ASSY., right rear winker .....	33610-011-000	1	0.2	
F14-10	LENS, rear winker .....	33602-030-000	1	0.1	
F14-11	GASKET, rear winker lens .....	33604-030-000	1	0.1	
F14-12	BASE, left rear winker .....	33655-034-000	1	0.3	
F14-13	SOCKET ASSY., left rear winker .....	33630-034-000	1	0.2	
14	BOLT, hex, 6×8 .....	92000-06008	2		
15	SCREW, cross., 4×8 .....	93500-0400802	2		
16	SCREW, cross 3×10 .....	93700-03010	2		
17	SCREW, cross., 3×25 .....	93700-03025	4		
18	WASHER, flat, 6mm .....	94101-06000	2		
19	WASHER, spring, 4mm .....	94111-04000	2		

# **F - 13 Head Light · Tail Light** **F - 14 Front Winker · Rear Winker (CM91)**



**F - 15    Horn Button · Winker Switch**  
**F - 16    Wire Harness · Battery (CM91)**

**F - 15****F - 16**

## F - 15 Horn Button · Winker Switch F - 16 Wire Harness · Battery (CM91)

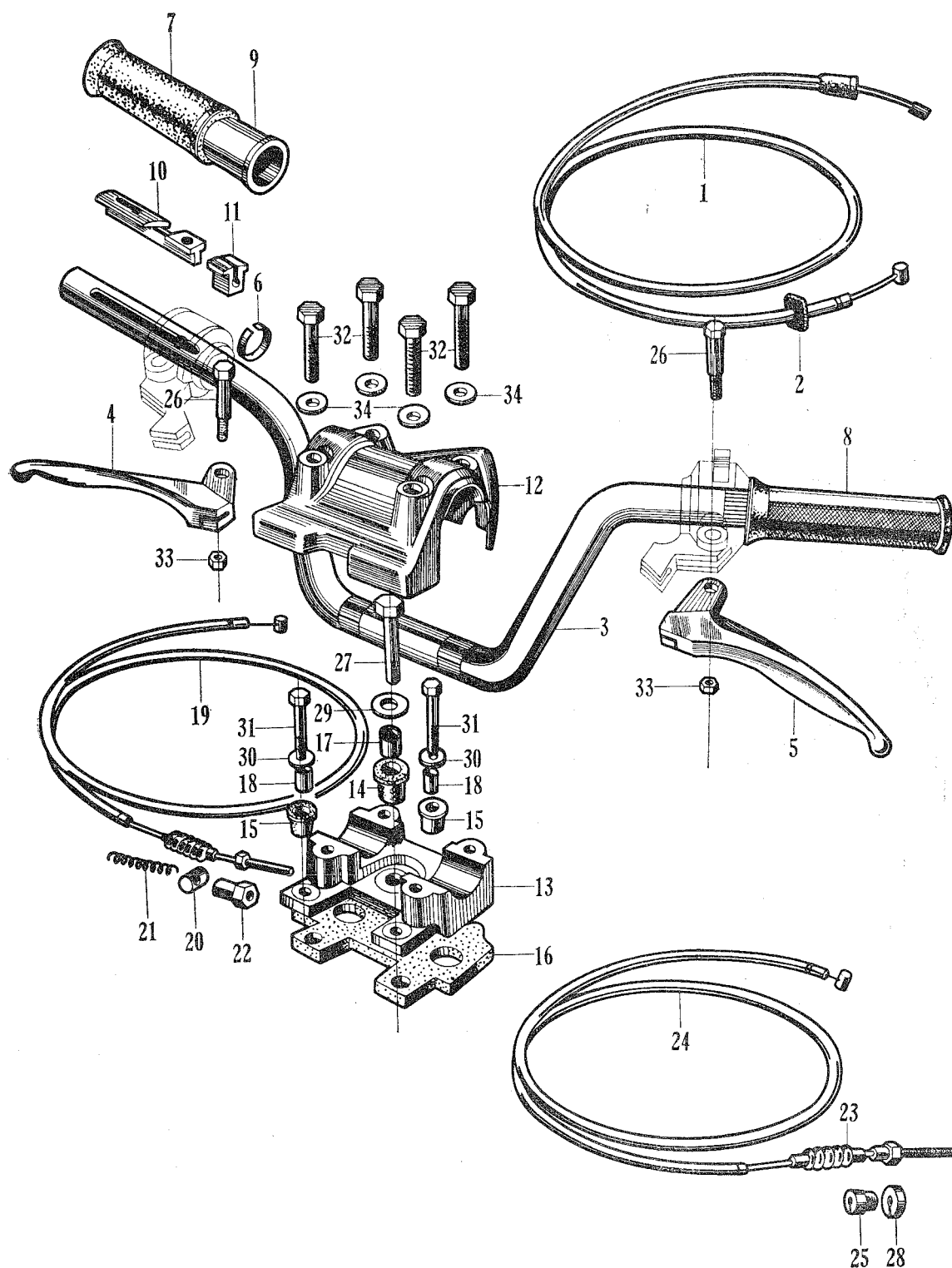
Job No.	Description	Part No.	Unit CM 91	FRT	Labor Charge
<b>F - 15</b>					
F15-01	SWITCH ASSY., dimmer w/horn button ...	35300-034-000	1	0.2	
F15-02	KNOB, horn button switch .....	35316-259-300	1	0.2	
F15-03	BUTTON, horn button switch push.....	35317-259-310	1	0.2	
F15-04	SPRING, horn button switch .....	35318-259-000	1	0.2	
F15-05	SWITCH ASSY., winker .....	35250-001-010	1	0.4	
F15-06	TERMINAL ASSY., winker switch.....	35269-001-010	1	0.2	
F15-07	KNOB, winker switch.....	35253-259-300	1	0.2	
8	SCREW, cross., 5×16 .....	93500-05016	2		
9	SCREW, cross., 5×30 .....	93500-05030	2		
<b>F - 16</b>					
F16-01	BATTERY .....	31500-001-810	1	0.2	
F16-02	RECTIFIER ASSY., selenium .....	31700-033-000	1	0.3	
F16-03	COIL ASSY., ignition.....	30400-046-000	1	0.4	
F16-04	SWITCH KIT, combination .....	35010-033-000	1	0.3	
F16-05	SWITCH ASSY., stop .....	35350-046-000	1	0.2	
F16-06	SPRING, stop switch.....	35357-005-010	1	0.2	
F16-07	HARNESS, wire .....	32100-046-000	1	1.4	
F16-08	CONNECTOR B, fuse .....	32106-253-010	1	0.1	
F16-09	CONNECTOR A, fuse .....	32112-253-010	1	0.1	
F16-10	RELAY, winker .....	38300-034-000	1	0.3	
F16-11	FUSE.....	38201-030-000	1	0.1	
F16-12	GROMMET, wire cord .....	32983-011-000	1	0.2	
F16-13	COVER, stop switch terminal .....	35361-011-000	1	0.2	
14	BOLT, winker relay setting .....	90157-001-000	1		
15	BOLT, hex., 6×10 .....	92000-06010	2		
16	SCREW, cross., 6×8 .....	93500-06008	2		
17	NUT, hex., 6 mm .....	94001-06000	2		
18	WASHER, flat, 6 mm .....	94101-06000	2		
19	WASHER, flat, 8 mm .....	94101-08000	1		
20	WASHER, spring, 6 mm .....	94111-06000	4		

**Note for England: Refer to Parts List for part numbers.**

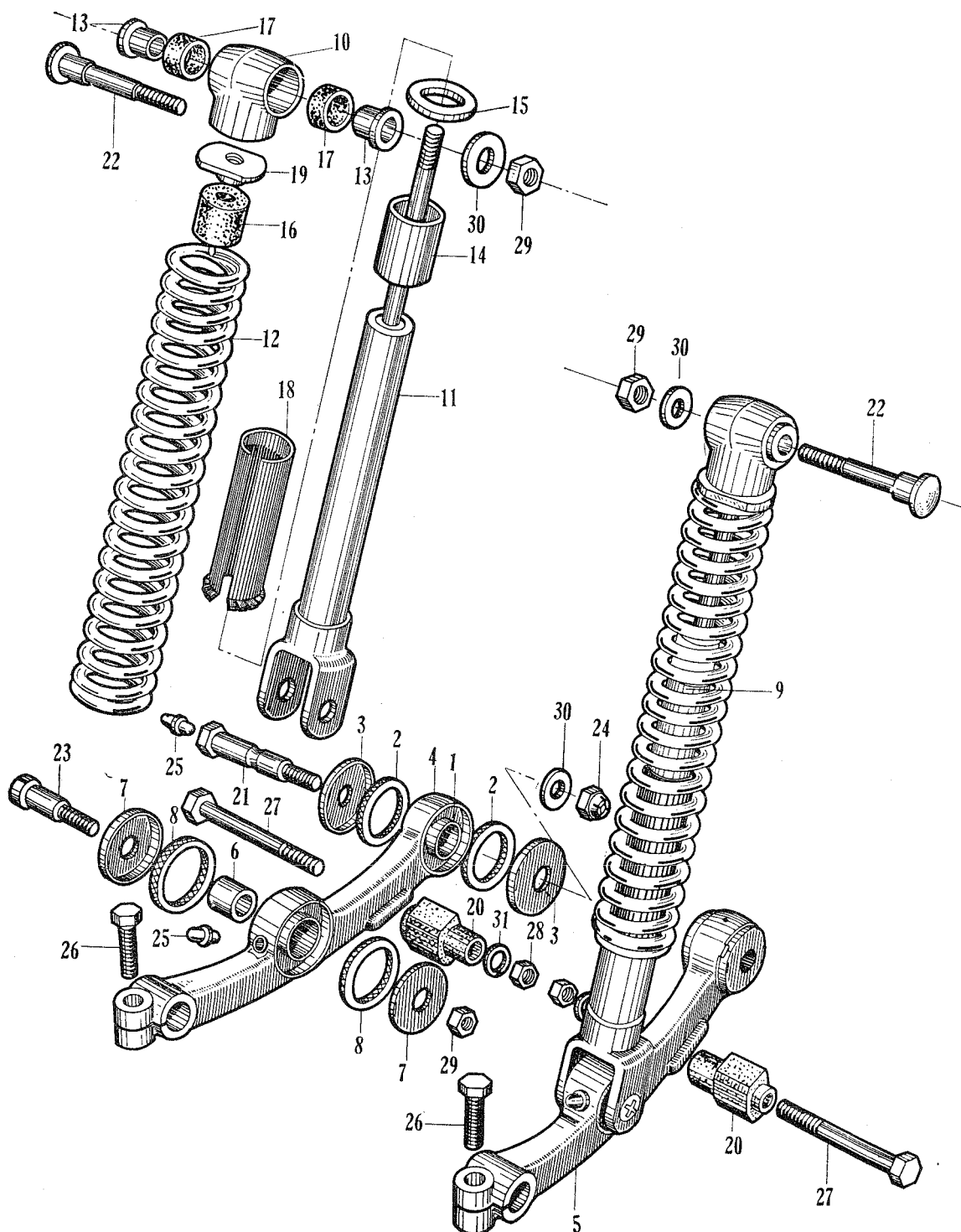
**F - 1 Handle (CT90)**

Job No.	Description	Part No.	Unit CT 90	FRT	Labor Charge
F01-01	CABLE, throttle .....	17910-053-000	1	0.2	
F01-02	GROMMET, throttle cable .....	17911-023-000	1	0.4	
F01-03	PIPE, steering handle .....	53100-033-000	1	0.7	
F01-04	LEVER, right, steering handle .....	53175-028-000	1	0.1	
F01-05	LEVER, left, steering handle .....	53178-028-010	1	0.1	
F01-06	ADJUSTER, throttle grip .....	53163-001-000	1	0.1	
F01-07	RUBBER, grip, right .....	53165-028-000	1	0.1	
F01-08	RUBBER, grip, left .....	53166-028-000	1	0.1	
F01-09	PIPE, throttle grip .....	53141-271-000	1	0.2	
F01-10	HINGE, throttle cable .....	53161-028-000	1	0.2	
F01-11	HOLDER, outer, throttle cable .....	53162-035-000	1	0.2	
F01-12	HOLDER, upper, handle pipe .....	53131-030-010	1	0.1	
F01-13	HOLDER, lower, handle pipe .....	53132-030-010	1	0.2	
F01-14	RUBBER A, handle cushion .....	53133-030-010	1	0.2	
F01-15	RUBBER B, handle cushion .....	53134-030-010	2	0.2	
F01-16	RUBBER C, handle cushion.....	53135-052-000	1	0.2	
F01-17	COLLAR A, handle holder setting .....	53136-052-000	1	0.2	
F01-18	COLLAR B, handle holder setting .....	53137-052-000	2	0.2	
F01-19	CABLE, front brake .....	45450-033-000	1	0.2	
F01-20	JOINT, front brake arm .....	45461-001-000	1	0.1	
F01-21	SPRING, front brake arm .....	45437-001-000	1	0.1	
F01-22	NUT, front brake adjusting .....	45462-001-000	1	0.1	
F01-23	BOOT, rear brake cable .....	43386-001-810	1	0.1	
F01-24	CABLE, rear brake.....	43460-053-000	1	0.2	
F01-25	BOLT, rear brake cable adjusting .....	45485-001-810	1	0.1	
F01-26	SCREW, handle lever pivot .....	90114-011-000	1	0.1	
27	BOLT, handle holder setting .....	90122-035-000	1		
28	NUT, fixing .....	90321-001-810	1		
29	WASHER A, handle holder setting .....	90524-030-000	1		
30	WASHER B, handle holder setting .....	90525-030-000	2		
31	BOLT, hex., 6×25 .....	92000-06025	2		
32	BOLT, hex., 6×28 .....	92000-0602802	4		
33	NUT, hex., 6 mm.....	94001-06000	2		
34	WASHER, flat, 6 mm .....	94101-06000	4		

## F - 1 Handle (CT90)



## F - 2 Front Cushion (CT90)



**F - 2 Front Cushion (CT90)**

Job No.	Description	Part No.	Unit CT 90	FRT	Labor Charge
F02-01	COLLAR, front arm pivot .....	51331-001-000	1	0.6	
F02-02	DUST-SEAL, front arm pivot .....	51332-001-000	2	0.6	
F02-03	CAP, front arm pivot dust-seal.....	51333-001-000	2	0.6	
F02-04	ARM, right, front suspension .....	51210-030-000	1	0.6	
F02-05	ARM, left, front suspension .....	51220-030-000	1	0.6	
F02-06	COLLAR, front cushion bottom distance ...	51334-001-000	1	0.5	
F02-07	CAP, front cushion bottom dust-seal .....	51336-001-000	2	0.5	
F02-08	DUST-SEAL, bottom front cushion.....	51335-001-000	2	0.5	
F02-09	CUSHION ASSY., front.....	51400-030-000	1	0.5	
F02-10	METAL, upper, front cushion .....	51410-030-040	1	0.6	
F02-11	METAL, bottom, front cushion .....	51420-001-000	1	0.6	
F02-12	SPRING, front cushion.....	51401-030-000	1	0.6	
F02-13	COLLAR, upper, front cushion.....	51488-001-000	2	0.5	
F02-14	COLLAR, outer, front cushion.....	51486-030-000	1	0.6	
F02-15	SEAT, front cushion spring .....	51407-001-000	1	0.6	
F02-16	RUBBER, front cushion stopper .....	51475-030-000	1	0.6	
F02-17	BUSHING, rubber, front cushion.....	51489-001-000	2	0.5	
F02-18	GUIDE, front cushion spring.....	51409-001-000	1	0.6	
F02-19	NUT, front cushion bottom locking .....	51482-001-020	1	0.6	
F02-20	STOPPER, front arm rebound .....	51251-001-000	1	0.5	
F02-21	BOLT, lower arm pivot .....	90125-001-000	1	0.6	
F02-22	BOLT, upper, front cushion.....	90147-001-000	1	0.5	
F02-23	BOLT, lower, front cushion .....	90149-001-010	1	0.5	
F02-24	NUT, self lock, 8 mm .....	90349-001-000	1	0.6	
25	NIPPLE, grease, 4.5 mm .....	96201-30000	2	0.6	
26	BOLT, hex., 8×22 .....	92000-08022	2		
27	BOLT, hex., 8×46 .....	92000-08046	2		
28	NUT, hex., 8 mm.....	94001-08000	2		
29	NUT, thin, 8 mm .....	94002-08000	4		
30	WASHER, flat, 8 mm .....	94101-08000	4		
31	WASHER, spring, 8 mm.....	94111-08000	2		

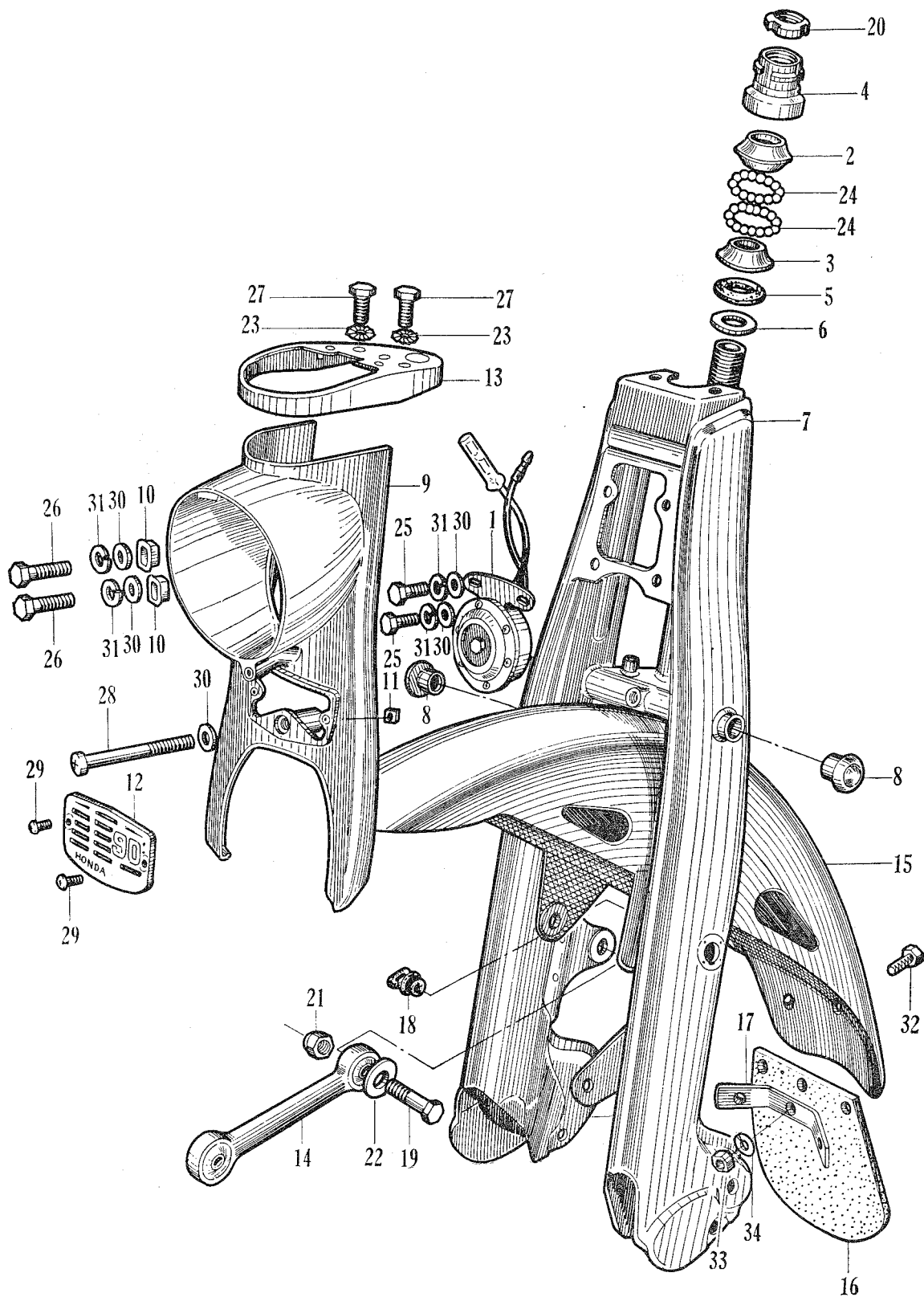


**F - 3 Front Fork (CT90)**

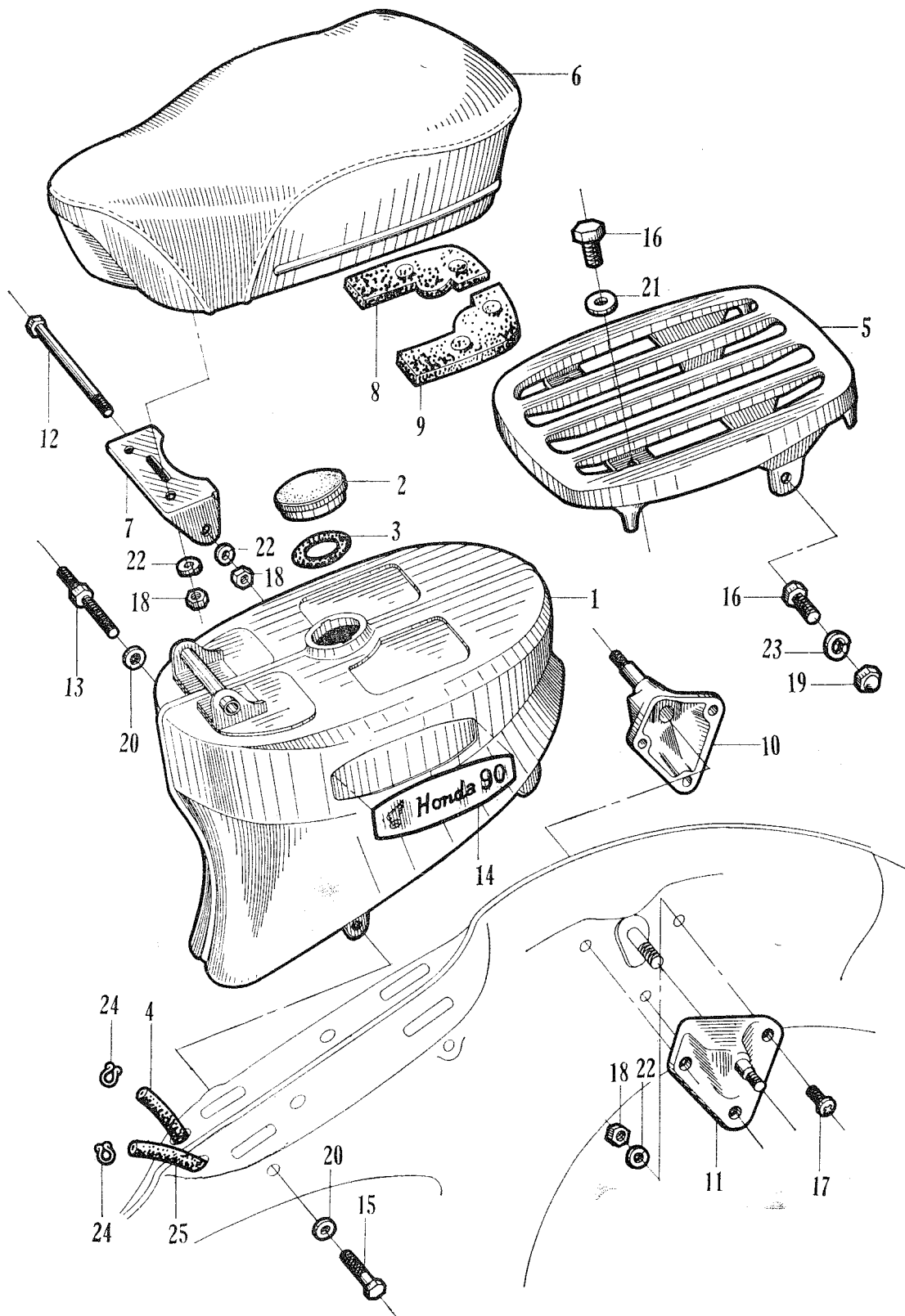
Job No.	Description	Part No.	Unit CT 90	FRT	Labor Charge
F03-01	HORN ASSY.....	38100-030-000	1	0.1	
F03-02	RACE, steering top cone .....	53211-030-000	1	0.5	
F03-03	RACE, steering bottom cone .....	53212-030-000	1	0.9	
F03-04	THREAD, steering head top .....	53220-030-000	1	0.5	
F03-05	DUST-SEAL, steering head .....	53214-001-010	1	0.5	
F03-06	WASHER, steering head dust-seal .....	53215-001-000	1	0.5	
F03-07	FORK, front* .....	51100-033-000	1	1.3	
F03-08	CAP, front fork side .....	51341-001-000	1	0.1	
F03-09	CASE, head light.....	61301-053-000	1	0.4	
F03-10	COLLAR B, head light case setting.....	61303-011-000	2	0.4	
F03-11	NUT, horn cover setting.....	61309-030-000	2	0.1	
F03-12	COVER, horn .....	61311-030-000	1	0.1	
F03-13	PLATE, fork top bridge .....	53230-030-000	1	0.4	
F03-14	LINK, front brake torque .....	45431-001-000	1	0.1	
F03-15	FENDER, front .....	61100-033-000	1	0.2	
F03-16	MUDGUARD, front .....	61114-033-000	1	0.1	
F03-17	PLATE, front mudguard setting .....	61115-033-000	1	0.1	
F02-18	GROMMET, cable .....	45451-033-000	1	0.1	
F02-19	BOLT, front brake torque .....	90126-030-010	1	0.6	
F03-20	NUT, steering stem .....	90304-030-000	1	0.5	
F03-21	NUT, self locking, 8mm.....	90349-001-000	1	0.6	
F03-22	WASHER, 8.3 mm .....	90534-001-000	1	0.1	
F03-23	WASHER, toothed .....	90552-001-000	2		
F03-24	BALL, steel, 3/16" .....	96211-06000	42	0.5	
25	BOLT, hex., 6×12 .....	92000-06012	2		
26	BOLT, hex., 6×25 .....	92000-06025	2		
27	BOLT, hex., 8×18 .....	92000-06018	2		
28	SCREW, cross, 6×40.....	93500-06040	1		
29	SCREW, cross, 3×8 .....	93700-03008	2		
30	WASHER, flat, 6 mm .....	94101-06000	5		
31	WASHER, spring, 6 mm .....	94111-06000	2		
32	SCREW, cross., 5×10.....	93500-05010	3		
33	NUT, thin, 5 mm .....	94002-05000	3		
34	WASHER, spring, 5 mm .....	94111-05000	3		

Remarks: (\*) Refer to Parts List for color designation.

## F - 3 Front Fork (CT90)



# F - 4 Fuel Tank • Carrier (CT90)



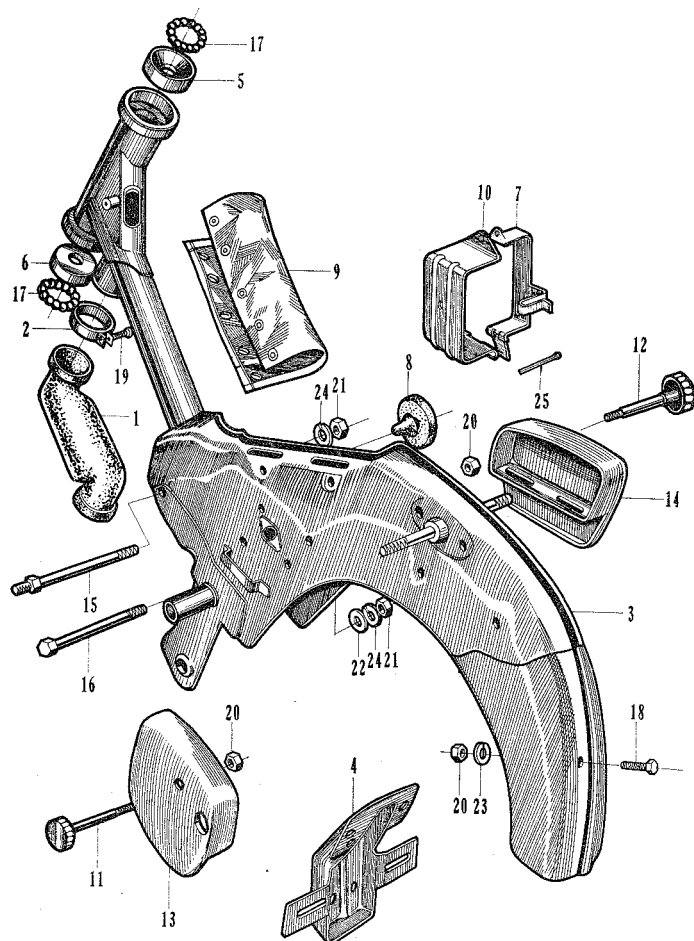
**F - 4 Fuel Tank · Carrier (CT90)**

Job No.	Description	Part No.	Unit CT 90	FRT	Labor Charge
F04-01	TANK, fuel.....	17500-001-822	1	0.4	
F04-02	CAP, fuel filler.....	17620-001-000	1	0.1	
F04-03	GASKET, fuel filler cap .....	17631-001-000	1	0.1	
F04-04	TUBE, fuel reserve .....	17631-046-000	1	0.2	
F04-05	CARRIER, luggage .....	81200-033-000	1	0.1	
F04-51	CARRIER, large .....	81110-033-000	1	0.1	
F04-52	PLATE, large carrier setting .....	81221-033-000	1	0.1	
F04-53	PIPE, large carrier setting .....	81222-033-000	2	0.1	
F04-06	SEAT .....	77100-033-000	1	0.2	
F04-07	BRACKET, seat .....	77300-001-020	1	0.2	
F04-08	RUBBER, right, seat stopper .....	77151-001-000	1	0.1	
F04-09	RUBBER, left, seat stopper .....	77152-001-000	1	0.1	
F04-10	BRACKET, right, rear suspension.....	50303-033-010	1	0.2	
F04-11	BRACKET, left, rear suspension .....	50306-033-010	1	0.2	
F04-12	PIN, seat hinge .....	90101-001-010	1	0.1	
F04-13	SCREW, front muffler clamp.....	90111-053-000	1	0.1	
F04-54	EMBLEM, right, fuel tank .....	87121-033-000	1	0.1	
F04-14	EMBLEM, left, fuel tank.....	87122-033-000	1	0.1	
15	BOLT, hex., 6×24.....	92000-0602402	4		
16	BOLT, hex., 8×16.....	92000-08016	4		
17	SCREW, cross, 6×16 .....	93700-0601602	6		
	SCREW, cross, 8×40 .....	93600-0804002	4		
18	NUT, hex., 6 mm .....	94001-06000	9		
19	NUT, blind, 8 mm .....	94021-08020	2		
20	WASHER, flat, 6 mm .....	94102-06000	5		
21	WASHER, flat, 8 mm.....	94101-08000	2		
22	WASHER, spring, 6 mm .....	94111-06000	9		
23	WASHER, spring, 8 mm.....	94111-08000	2		
24	CLIP, fuel tube, 5 mm .....	95002-50450	4		
25	TUBE, fuel, 5×450 .....	95001-50450	1		

**F - 5 Frame Body / F - 6 Air Cleaner (CT90)**

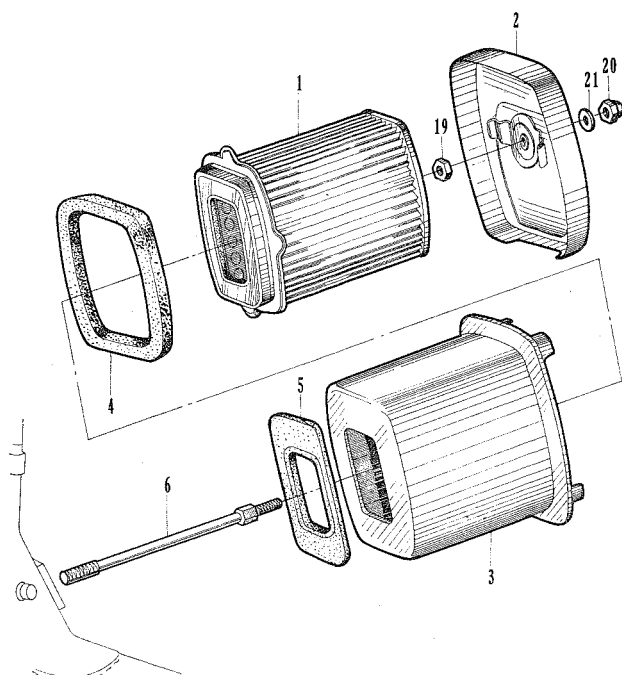
Job No.	Description	Part No.	Unit CT 90	FRT	Labor Charge
<b>F - 5</b>					
F05-01	TUBE, air cleaner connecting.....	17253-046-000	1	0.1	
F05-02	BAND, air cleaner connecting.....	17255-046-000	1	0.1	
F05-03	BODY, frame .....	50100-053-000	1	6.5	
F05-04	BRACKET, license plate .....	50215-001-821	1	0.1	
F05-05	RACE, steering top ball.....	50301-030-305	1	1.4	
F05-06	RACE, steering bottom ball.....	50302-030-305	1	1.4	
F05-07	BAND, battery .....	50373-046-000	1	0.1	
F05-08	RUBBER, battery stay .....	50326-003 000	1	0.2	
F05-09	PROTECTOR, wire harness .....	50382-053-000	1	0.2	
F05-10	PLATE, battery support .....	50381-046-810	1	0.1	
F05-11	LATCH, tool box .....	83550-001-000	1	0.1	
F05-12	LATCH, battery box .....	83650-003-000	1	0.1	
F05-13	BOX, tool.....	83500-033-620 X L	1	0.1	
F05-14	BOX, battery .....	83600-003-010	1	0.1	
F05-15	BOLT, rear, engine hanger .....	90112-046-000	1	0.2	
F05-16	BOLT, lower, rear, engine hanger.....	90116-046-000	1	0.2	
F05-17	BALL, steel, $\frac{3}{16}$ " .....	96211-06000	42	1.4	
18	BOLT, hex., 6×12.....	92000-06012	3		
19	SCREW, cross, 4×18 .....	93500-04018	1		
20	NUT, hex., 6 mm .....	94001-06000	4		
21	NUT, hex., 8 mm .....	94001-08000	2		
22	WASHER, flat, 8 mm .....	94101-08000	1		
23	WASHER, spring, 6 mm .....	94111-06000	2		
24	WASHER, spring, 8 mm .....	94111-08000	2		
25	PIN, cotter, 30 mm .....	94201-30400	1		
<b>F - 6</b>					
F06-01	ELEMENT, air cleaner .....	17211-046-000	1	0.2	
F06-02	COVER, air cleaner .....	17221-046 000	1	0.1	
F06-03	CASE, air cleaner.....	17231-046-000	1	0.1	
F06-04	GASKET, cleaner case cover .....	17225-046-000	1	0.1	
F06-05	GASKET, air cleaner .....	17252-001-010	1	0.1	
F06-06	BOLT, air cleaner setting.....	90133-001-040	1	0.2	
19	NUT, hex., 6 mm .....	94001-06000	1		
20	NUT, blind, 6 mm .....	94021-06020	1		
21	WASHER, flat, 6 mm .....	94101-06000	1		

# F - 5 Frame Body / F - 6 Air Cleaner (CT90)

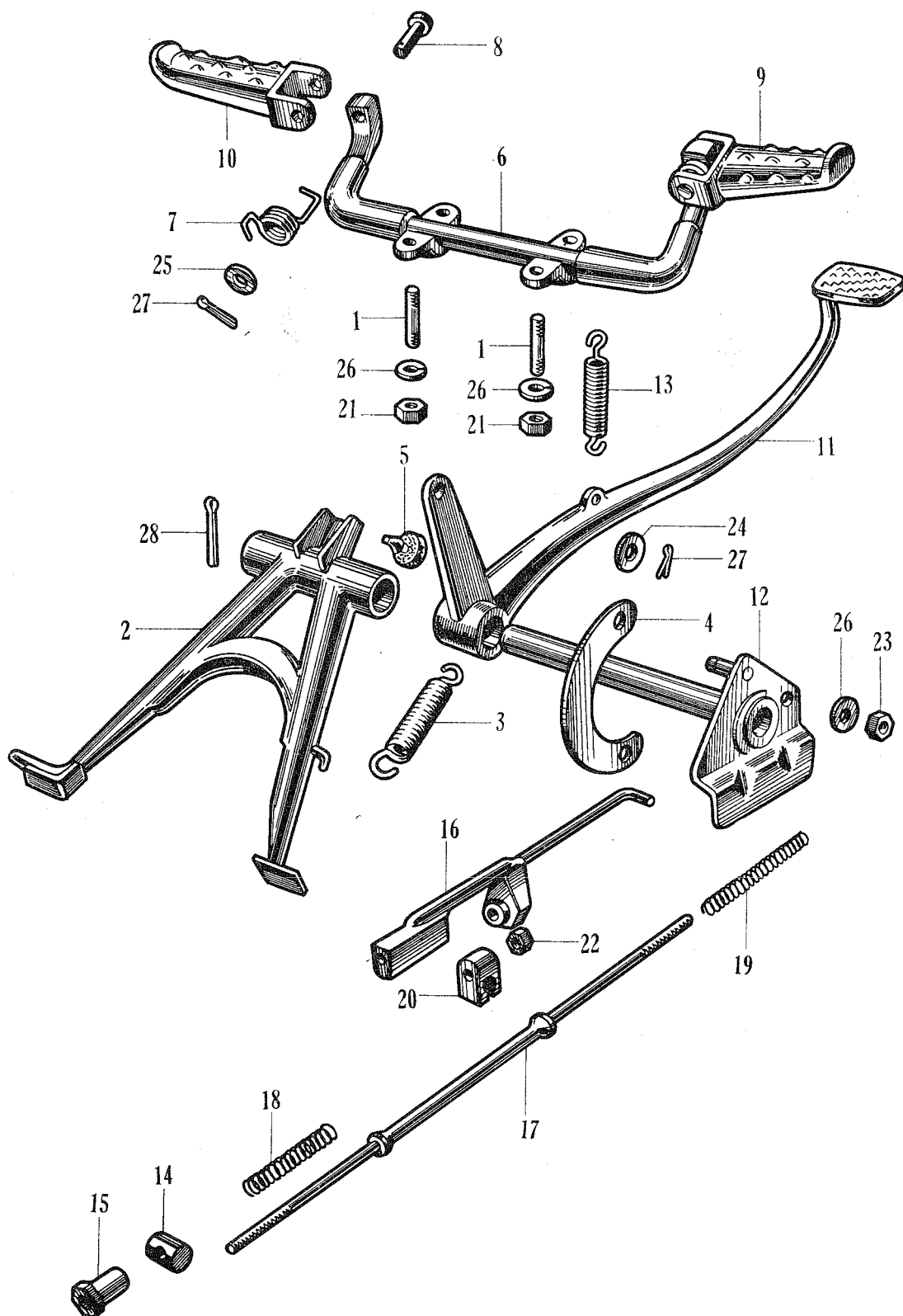


**F - 5**

**F - 6**



# F - 7 Step - Stand (CT90)



**F - 7 Step · Stand (CT90)**

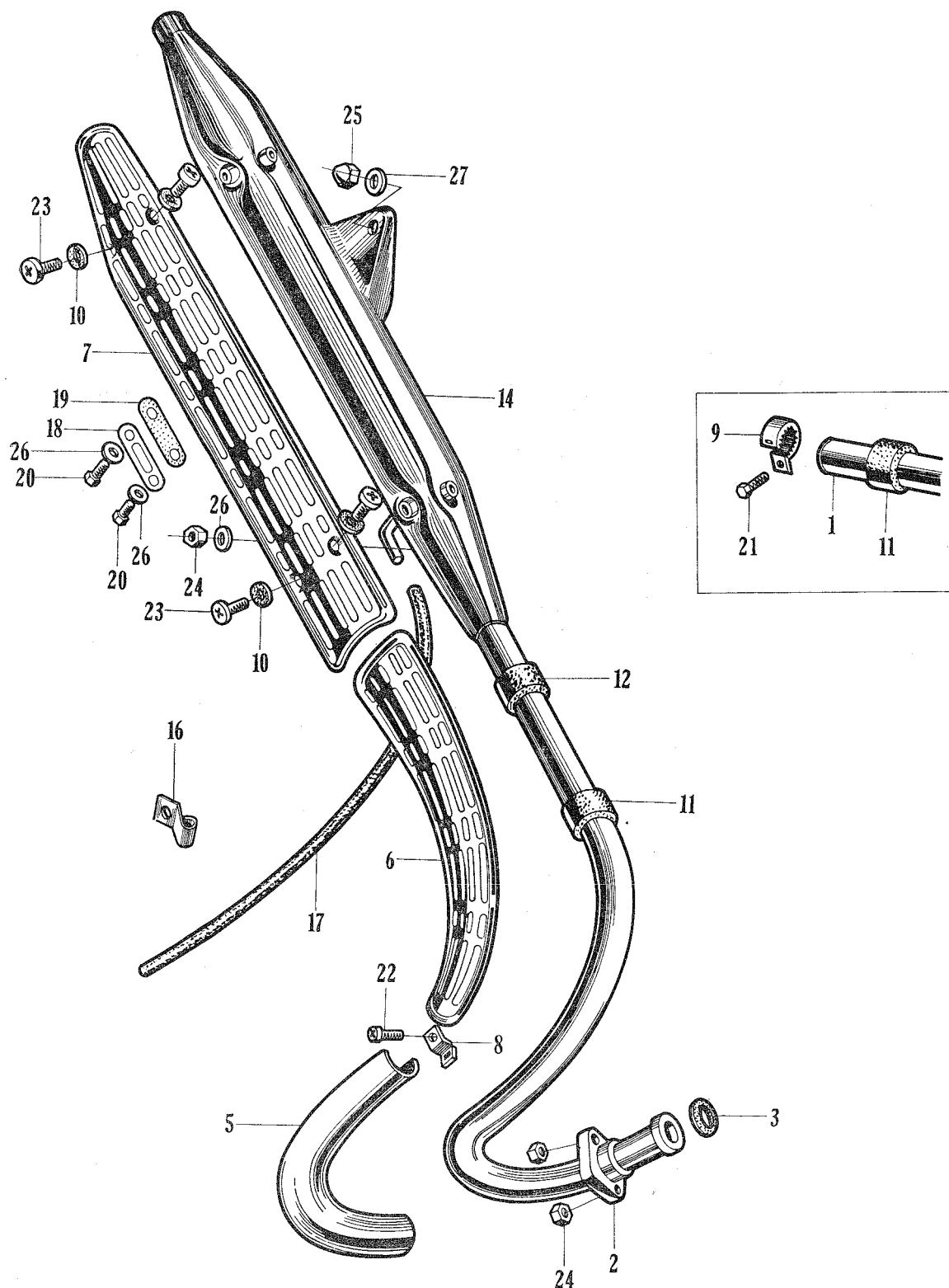
Job No.	Description	Part No.	Unit CT 90	FRT	Labor Charge
F07-01	BOLT, stud, 8×33.....	90061-033-000	4	0.2	
F07-02	STAND, main.....	50500-053-000	1	0.3	
F07-03	SPRING, main stand .....	50522-001-000	1	0.1	
F07-04	HOOK, main stand spring .....	50523-001-000	1	0.1	
F07-05	RUBBER, main stand stopper .....	50524-011-000	1	0.1	
F07-06	BAR, step .....	50610-053-000	1	0.2	
F07-51	SPRING, right step return .....	50601-053-000	1	0.1	
F07-07	SPRING, left step return .....	50602-053-000	1	0.1	
F07-08	PIN, step bar joint .....	50603-033-000	2	0.1	
F07-09	ARM, step, right .....	50630-033-000	1	0.2	
F07-10	ARM, step, left .....	50640-033-000	1	0.2	
F07-11	PEDAL, brake .....	46500-053-000	1	0.2	
F07-12	PIPE, rear brake .....	50512-033-000	1	0.1	
F07-13	SPRING, brake pedal .....	46514-001-010	1	0.1	
F07-14	JOINT, front brake arm .....	45461-001-000	1	0.1	
F07-15	NUT, front brake adjusting.....	45462-001-000	1	0.1	
F07-16	ROD, front brake .....	45450-001-600	1	0.2	
F07-17	ROD, rear brake .....	43462-053-000	1	0.2	
F07-18	SPRING, rear brake rod .....	43472-001-000	1	0.1	
F07-19	SPRING B, rear brake rod .....	43472-001-810	1	0.1	
F07-20	JOINT, rear brake rod .....	43473-001-810	1	0.1	
21	NUT, hex., 8 mm .....	94101-08000	4		
22	NUT, thin, 6 mm .....	94002-06000	1		
23	NUT, thin, 8 mm .....	94002-08000	1		
24	WASHER, flat, 6 mm .....	94101-06000	1		
25	WASHER, flat, 8 mm .....	94101-08000	4		
26	WASHER, spring, 8 mm .....	94111-08000	5		
27	PIN, cotter, 1.6 mm .....	94201-16150	3		
28	PIN, cotter, 3.0 mm .....	94201-30250	1		



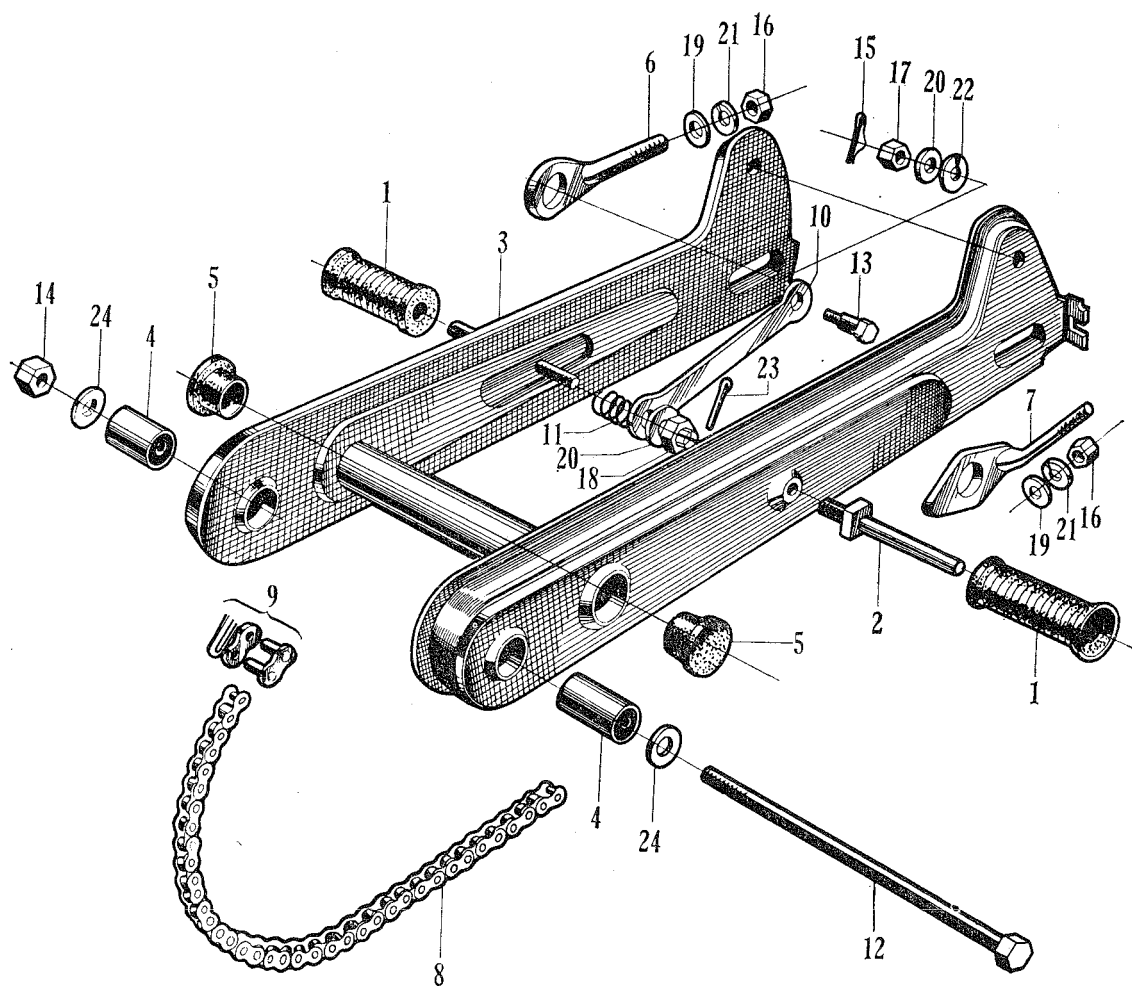
**F - 8 Exhaust Pipe · Muffler (CT90)**

Job No.	Description	Part No.	Unit CT 90	FRT	Labor Charge
F08-03	GASKET, exhaust pipe.....	18291-028-000	1	0.1	
F08-05	COVER, exhaust pipe .....	18240-053-000	1	0.1	
F08-06	PROTECTOR, exhaust pipe.....	18241-033-000	1	0.1	
F08-07	PROTECTOR, muffler .....	18361-033-000	1	0.1	
F08-08	CLAMP, B, exhaust pipe cover setting .....	18272-220-000	2	0.1	
F08-09	CLAMP protector setting .....	18281-011-000	2	0.1	
F08-10	GASKET, protector .....	18292-254-000	4	0.2	
F08-11	GASKET, protector band.....	18293-053-000	1	0.1	
F08-12	GASKET, protector band.....	18293-035-000	1	0.1	
F08-14	MUFFLER, exhaust.....	18300-053-010	1	0.2	
F08-16	CLAMP, muffler drain pipe .....	18383-033-000	1	0.1	
F08-17	TUBE, muffler drain .....	18381-033-000	1	0.1	
F08-18	LID, muffler .....	18371-001-810	1	0.1	
F08-19	GASKET, muffler lid .....	18372-001-810	1	0.1	
20	BOLT, hex., 8×10 .....	92000-08010	2		
21	BOLT, hex., 6×18 .....	92000-06018	3		
22	SCREW, cross, 5×14.....	93500-05014	2		
23	SCREW, cross, 6×10.....	93700-06010	4		
24	NUT, hex., 6mm .....	94001-06000	3		
25	NUT, blind, 8 mm .....	94021-08020	1		
26	WASHER, flat, 6 mm .....	94101-06000	3		
27	WASHER, spring, 8 mm .....	94111-08000	1		

# F - 8 Exhaust Pipe • Muffler (CT90)



# F - 9 Rear Fork (CT90)

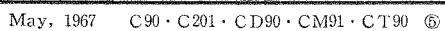


**F - 9 Rear Fork (CT90)**

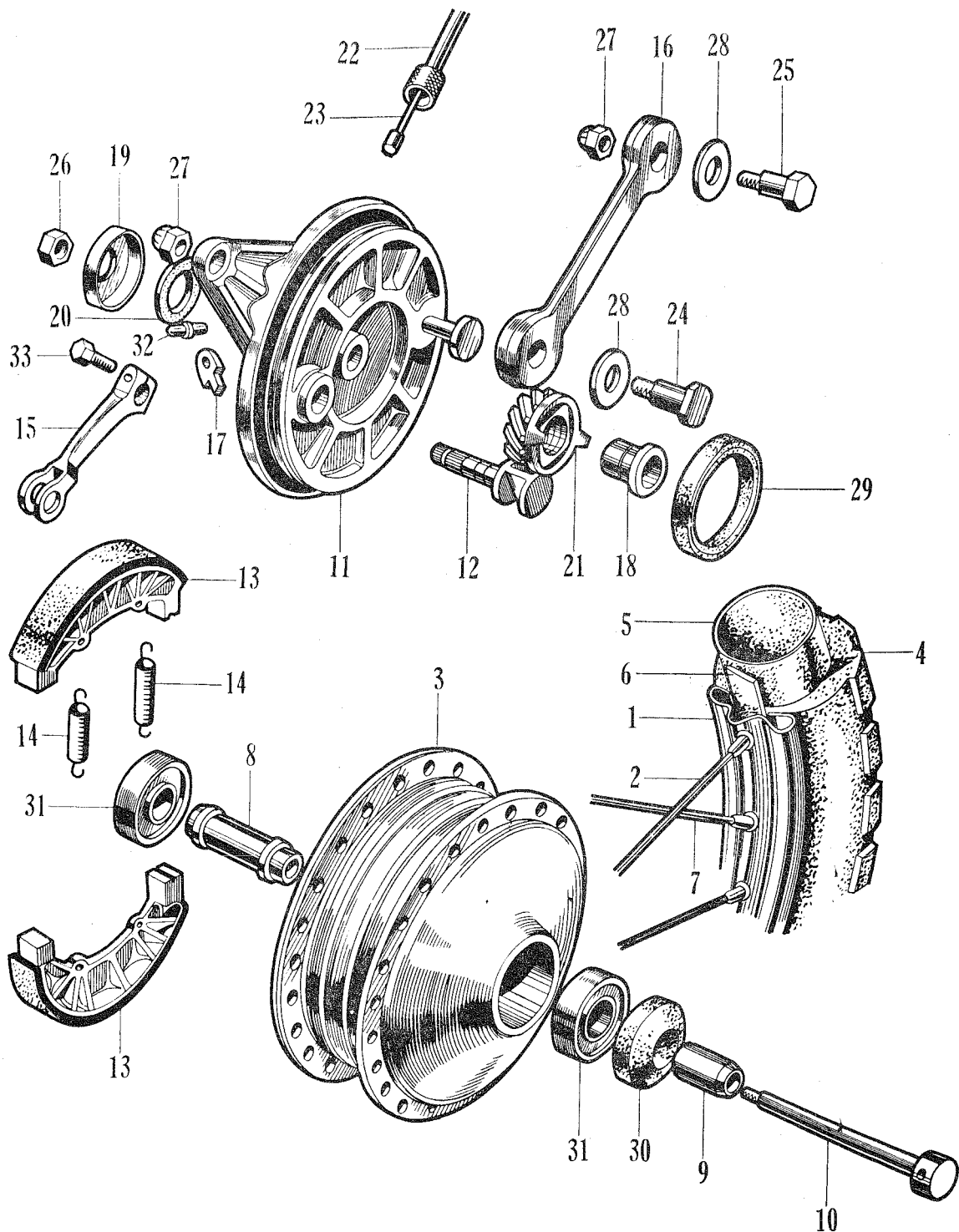
Job No.	Description	Part No.	Unit CT 90	FRT	Labor Charge
F09-01	PAD, pillion step.....	50731-001-810	1	0.1	
F09-02	BAR, pillion step.....	50700-001-810	1	0.1	
F09-03	FORK, rear .....	52100-033-000	1	1.0	
F09-04	BUSHING, rear fork pivot .....	52181-001-300	1	0.2	
F09-05	CAP, cross member side .....	52161-001-010	2	0.1	
F09-06	ADJUSTER, right, drive chain.....	40543-001-000	1	0.2	
F09-07	ADJUSTER, left, drive chain .....	40544-001-000	1	0.2	
F09-08	CHAIN, drive .....	40530-030-810	1	0.4	
	CHAIN, drive .....	40530-033-000	1	0.4	
	CHAIN, sub drive (6L).....	40530-033-810	1	0.4	
	CHAIN, sub drive (8L).....	40530-033-820	1	0.4	
	CHAIN, subdrive (10L).....	40530-033-830	1	0.4	
F09-09	JOINT, drive chain .....	40531-205-000	1	0.2	
F09-10	LINK, rear brake torque .....	43431-001-020	1	0.4	
F09-11	SPRING, rear brake torque link .....	43434-250-000	1	0.4	
F09-12	BOLT, rear fork pivot .....	90121-033-000	1	0.2	
F09-13	BOLT, rear brake torque.....	90127-001-010	1	0.1	
F09-51	MARK, muffler caution .....	87504-028-670	1	0.1	
F09-14	NUT, axle .....	90305-001-000	1	0.1	
15	PIN, lock, 8 mm .....	94251-08000	1		
16	NUT, hex., 6 mm .....	94001-05000	2		
17	NUT, hex., 8 mm .....	94001-08000	1		
18	NUT, castle, 8 mm .....	94011-08000	1		
19	WASHER, flat, 6 mm .....	94101-06000	2		
20	WASHER, flat, 8 mm .....	94101-08000	2		
21	WASHER, spring, 6 mm .....	94111-06000	2		
22	WASHER, spring, 10 mm.....	94111-10000	1		
23	PIN, cotter, 2 mm .....	94201-20180	1		
24	WASHER, flat, 10 mm .....	94101-10000	2		

**F - 10 Rear Cushion (CT90)**

Job. No.	Description	Part No.	Unit CT 90	FRT	Labor Charge
F10-01	CUSHION ASSY., rear .....	52400-033-000	1	0.1	
F10-02	CASE, upper, rear cushion .....	52410-011-000	1	0.5	
F10-03	CASE, bottom, rear cushion .....	52465-001-040	1	0.5	
F10-04	METAL, upper, rear cushion .....	52410-033-000	1	0.5	
F10-05	METAL, bottom, rear cushion .....	52420-033-000	1	0.5	
F10-06	SPRING, rear cushion .....	52401-033-000	1	0.5	
F10-07	RUBBER, rear cushion stopper .....	52489-033-000	1	0.5	
F10-08	BUSHING, rear cushion .....	52476-001-020	1	0.2	
F10-09	COLLAR, rear cushion bushing .....	52486-001-000	1	0.2	
F10-10	GUIDE, rear cushion spring .....	52409-001-000	1	0.5	
F10-11	NUT, rear cushion upper locking .....	52481-033-000	1	0.5	
F10-12	BUSHING, rear cushion upper .....	52485-001-010	1	0.2	
F10-13	WASHER, 24 mm .....	52492-011-000	1	0.5	
F10-14	SCREW, muffler clamp .....	90165-001-810	1	0.1	
F10-15	NUT, rear cushion lower setting .....	90324-001-810	1	0.1	
16	BOLT, blind, 10×41 .....	92020-1004002	2		
17	NUT, blind, 12 mm .....	94021-12020	1		
18	WASHER, flat, 10 mm .....	94101-10000	2		
19	WASHER, flat, 12 mm .....	94101-12000	2		



# F - 11 Front Wheel (CT90)



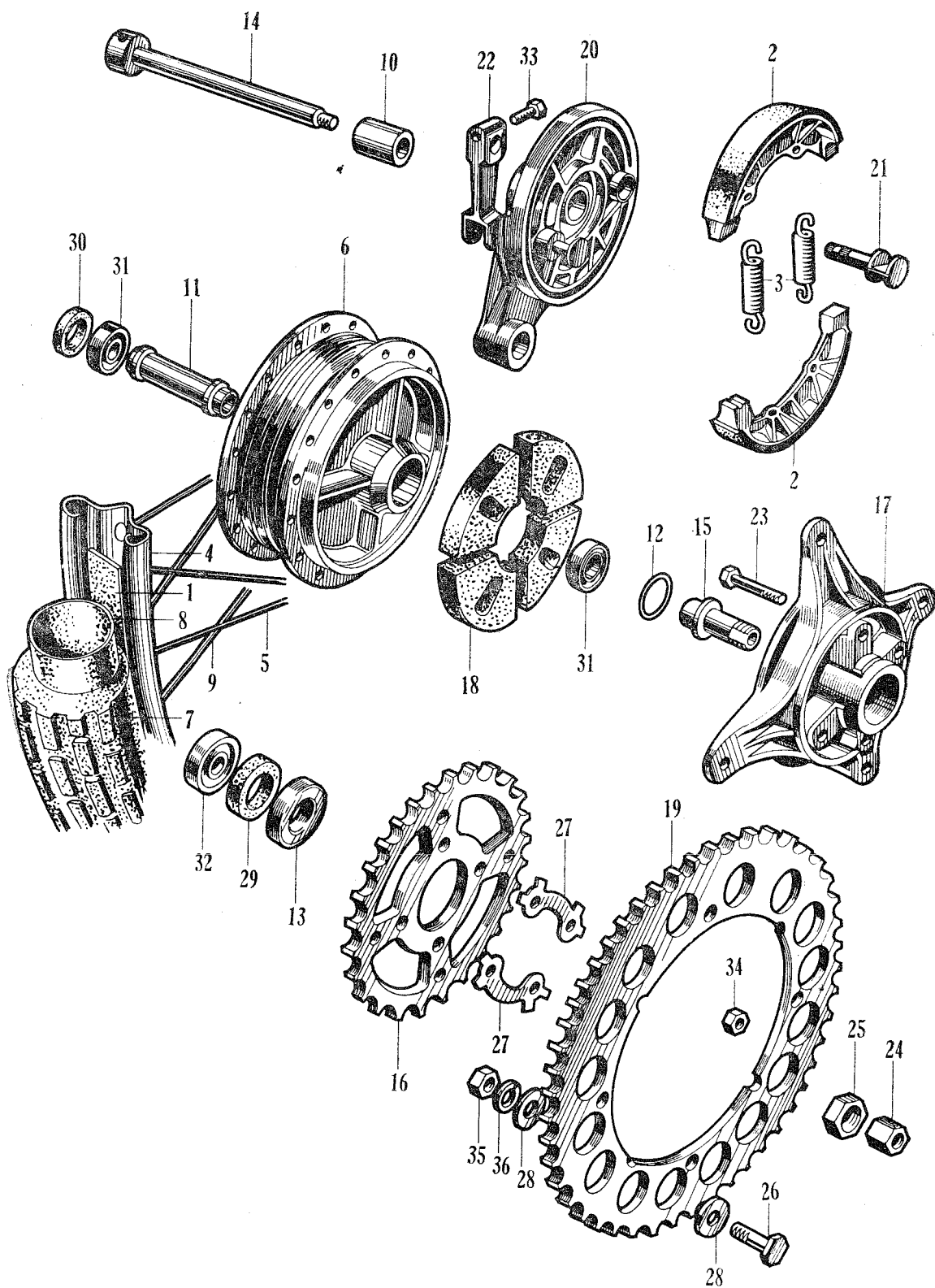
**F - 11 Front Wheel (CT90)**

Job No.	Description	Part No.	Unit CT 90	FRT	Labor Charge
F11-01	RIM, wheel.....	44701-030-000	1	2.0	
F11-02	SPOKE A, front .....	97147-211661-2	} Set	0.2	
7	SPOKE B, front .....	97351-211641-2		2.0	
F11-03	HUB, front wheel.....	44601-030-000	1	2.4	
F11-04	TIRE, front wheel .....	44711-030-810	1	0.4	
F11-05	TUBE, wheel .....	44712-030-000	1	0.4	
F11-06	FLAP, tire .....	44713-030-000	1	0.4	
F11-08	COLLAR, front axle distance .....	44620-030-000	1	0.9	
F11-09	COLLAR, front wheel side .....	44311-030-000	1	0.2	
F11-10	AXLE, front wheel .....	44301-030-000	1	0.2	
F11-11	PANEL, front brake .....	45100-030-000	1	0.3	
F11-12	CAM, front brake .....	45131-030-000	1	0.3	
F11-13	SHOE, brake .....	45120-001-010	2	0.3	
F11-14	SPRING, brake shoe .....	45133-001-010	2	0.3	
F11-15	ARM, front brake .....	45410-030-000	1	0.1	
F11-16	LINK, front brake torque.....	45431-001-000	1	0.4	
F11-17	NUT, front brake arm setting .....	45436-001-000	1	0.1	
F11-18	SPACER, front brake panel.....	45141-030-000	1	0.4	
F11-19	CAP, front brake panel dust-seal .....	45142-030-000	1	0.2	
F11-20	DUST-SEAL, front brake panel.....	45143-011-000	1	0.2	
F11-21	GEAR, speedometer.....	44806-030-000	1	0.2	
F11-22	CABLE, speedometer .....	44830-030-000	1	0.2	
F11-23	CABLE, inner, speedometer .....	44831-030-000	1	0.2	
F11-24	BOLT, front brake panel stopper .....	90104-011-000	1	0.2	
F11-25	BOLT, front brake torque .....	90126-030-010	1	0.2	
F11-26	NUT, axle .....	90305-001-000	1	0.1	
F11-27	NUT, self locking, 8 mm .....	90349-001-000	2	0.1	
F11-28	WASHER, 8.3 mm .....	90534-001-000	2	0.1	
F11-29	OIL SEAL, 47587 .....	91251-030-000	1	0.4	
F11-30	OIL SEAL, 23377 .....	91252-030-000	1	0.4	
F11-31	BEARING, ball, 6301R .....	96140-63010	2	0.4	
F11-32	NIPPLE, grease, 4.5mm .....	96201-30000	1	0.2	
33	BOLT, hex., 6×22.....	92000-06022	1		

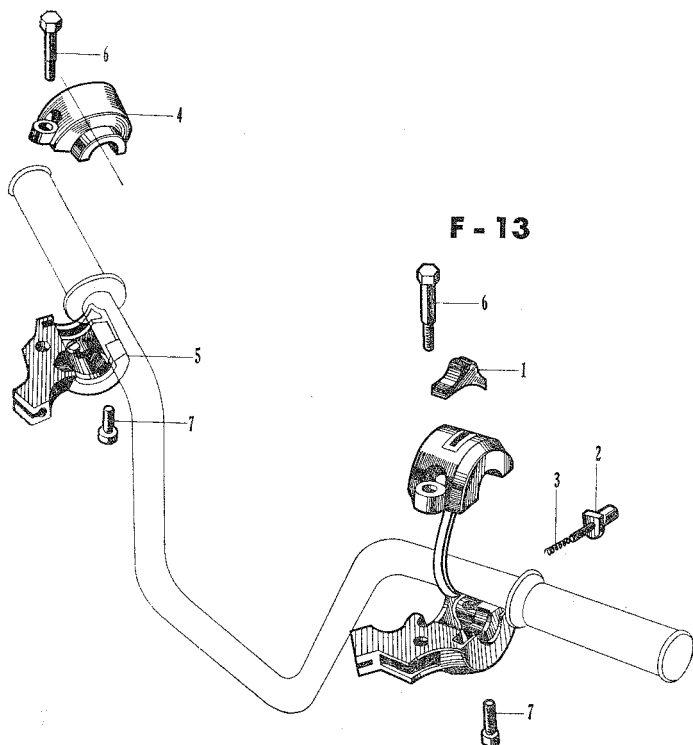


**F - 12 Rear Wheel (CT90)**

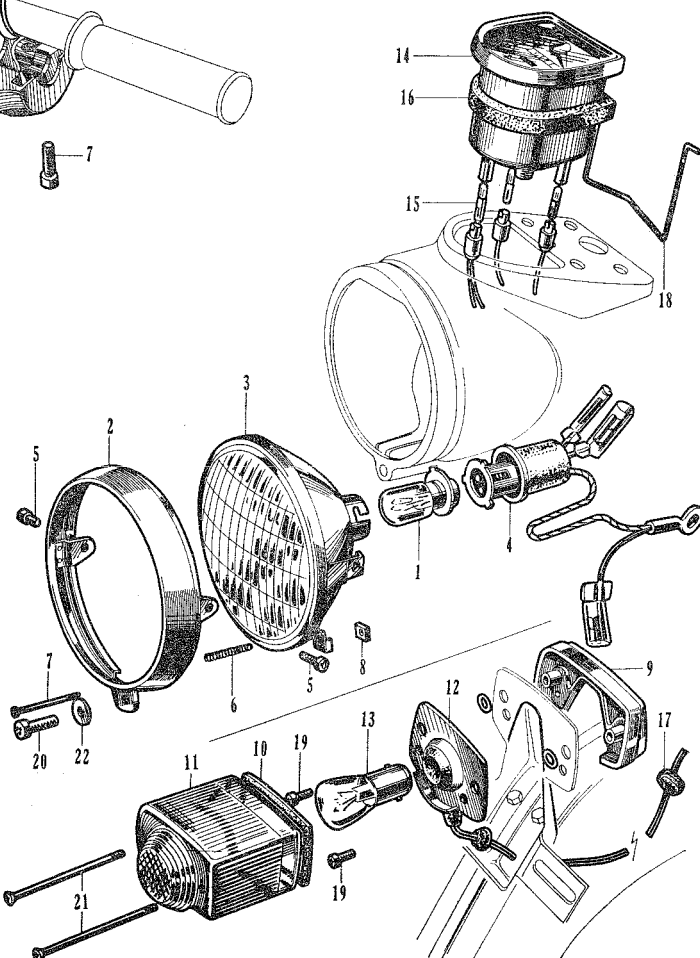
Job No.	Description	Part No.	Unit CT 90	FRT	Labor Charge
F12-01	FLAP, tire (250×17) .....	44713-030-000	1	0.4	
F12-02	SHOE, brake .....	45120-001-010	2	0.5	
F12-03	SPRING, brake shoe .....	45133-001-010	2	0.5	
F12-04	RIM, rear wheel .....	42701-030-000	1	2.0	
F12-05	SPOKE A, rear .....	97282-421641-3	1 Set	0.2	
9	SPOKE B, rear .....	97519-421641-2		2.0	
F12-06	HUB, rear wheel .....	42601-001-060	1	2.4	
F12-07	TIRE, rear wheel .....	42711-033-000	1	0.4	
F12-08	TUBE, wheel .....	42712-033-000	1	0.4	
F12-10	COLLAR, rear brake panel side .....	42313-001-000	1	0.1	
F12-11	COLLAR, rear axle distance .....	42620-001-010	1	0.9	
F12-12	O RING, 40.5×3 .....	42653-001-000	1	0.7	
F12-13	COLLAR, rear axle sleeve .....	42304-033-000	1	0.2	
F12-14	AXLE, rear wheel .....	42301-033-000	1	0.2	
F12-15	SLEEVE, rear axle .....	42303-033-000	1	0.2	
F12-16	SPROCKET A, final driven .....	41201-033-000	1	0.5	
	SPROCKET A, final driven (51T) .....	41201-033-000	1	0.5	
	SPROCKET A, final driven (52T) .....	41201-033-820	1	0.5	
F12-17	FLANGE, final driven .....	42610-053-000	1	0.5	
F12-18	DAMPER, rear wheel .....	41241-033-000	4	0.3	
F12-19	SPROCKET B, final driven .....	41202-033-000	1	0.5	
	SPROCKET B, final driven (54T) .....	41202-033-810	1	0.5	
	SPROCKET B, final driven (55T) .....	41202-033-820	1	0.5	
	SPROCKET B, final driven (58T) .....	41202-033-830	1	0.5	
F12-20	PANEL, rear brake .....	43100-001-050	1	0.5	
F12-21	CAM, rear brake .....	43141-001-000	1	0.5	
F12-22	ARM, rear brake .....	43411-011-000	1	0.2	
F12-23	BOLT, driven sprocket setting .....	90128-001-030	4	0.5	
F12-24	NUT, axle .....	90305-001-000	1	0.1	
F12-25	NUT, rear axle sleeve .....	90307-001-000	1	0.1	
F12-26	BOLT, sprocket setting .....	90128-033-000	4	0.5	
F12-27	WASHER, tongued, 8 mm .....	90522-033-000	2	0.5	
F12-28	WASHER, sprocket setting .....	90551-033-000	4	0.5	
F12-29	OIL SEAL, 25-47-65 .....	91253-033-000	1	0.7	
F12-30	OIL SEAL, 18377 .....	91254-001-000	1	0.3	
F12-31	BEARING, ball, 6301 .....	96100-63010	2	0.9	
F12-32	BEARING, ball, 6303R .....	96140-63030	1	0.3	
33	BOLT, hex., 6×18 .....	92000-06018	1		
34	NUT, thin, 8 mm .....	94002-08000	4		
35	NUT, hex., 10 mm .....	94002-10000	4		
36	WASHER, spring, 10mm .....	94111-10000	4		

**F - 12 Rear Wheel (CT90)**

# **F - 13    Horn · Winker Switch / F - 14    Head Light · Tail Light (CT90)**



**F - 14**



**F - 13 Horn · Winker Switch / F - 14 Head Light · Tail Light (CT90)**

Job No.	Description	Part No.	Unit CT 90	FRT	Labor Charge
<b>F - 13</b>					
F13-00	SWITCH ASSY., dimmer w/horn button ...	35300-033-000	1	0.2	
F13-01	KNOB, horn button switch .....	35316-259-300	1	0.2	
F13-02	BUTTON, horn button switch push .....	35317-001-310	1	0.2	
F13-03	SPRING, horn button switch .....	35318-259-000	1	0.2	
F13-51	SWITCH ASSY., winker .....	35250-033-000	1	0.2	
F13-04	HOLDER, upper, winker switch .....	35251-033-000	1	0.2	
F13-05	HOLDER, lower, winker switch .....	35252-033-000	1	0.1	
F13-06	SCREW, handle lever pivot .....	90114-011-000	1	0.1	
7	SCREW, cross, 5×20 .....	93500-05020	2	0.1	
<b>F - 14</b>					
F14-00	LIGHT ASSY., head .....	33100-030-810	1	0.2	
F14-01	BULB, head light .....	34901-030-671	1	0.1	
F14-02	RIM, head light .....	33101-030-810	1	0.1	
F14-03	LIGHT UNIT, head .....	33120-030-810	1	0.1	
F14-04	SOCKET, head light .....	33130-030-810	1	0.1	
F14-05	SCREW, unit holder .....	33124-259-000	2	0.1	
F14-06	SPRING, head light adjusting .....	33107-030-000	1	0.1	
F14-07	SCREW, head light adjusting .....	33107-001-000	1	0.1	
F14-08	NUT, head light adjusting .....	33117-001-000	1	0.1	
F14-51	LIGHT ASSY., tail .....	33700-053-000	1	0.2	
F14-09	PLATE, tail light lens holder .....	33705-268-670	1	0.1	
F14-10	GASKET, tail light lens .....	33709-268-810	1	0.1	
F14-11	LENS, tail light .....	33701-268-680	1	0.1	
F14-12	SOCKET ASSY., tail light .....	33703-030-600	1	0.1	
F14-13	BULB, tail light .....	34906-202-670	1	0.1	
F14-14	SPEEDOMETER ASSY. ....	37200-053-000	1	0.2	
F14-15	BULB, speedometer .....	34908-001-000	3	0.2	
F14-16	GASKET, speedometer .....	37242-030-000	1	0.2	
F14-17	GROMMET, tail light cord .....	32982-011-000	1	0.2	
F14-18	SPRING, speedometer setting .....	61321-030-000	1	0.2	
19	SCREW, cross., 4×10 .....	93500-04010	2		
20	SCREW, cross., 5×10 .....	93500-0501202	1		
21	SCREW, cross., 3×60 .....	93500-0306002	2		
22	WASHER, flat, 5 mm .....	94101-05000	1		

**F - 15 Wire Hasness (CT90)**

Job No.	Description	Part No.	Unit CT 90	FRT	Labor Charge
F15-01	TERMINAL ASSY., high tension .....	30700-259-600	1		
F15-02	BATTERY .....	31500-053-000	1	0.2	
F15-03	CUSHION, battery mount.....	31510-046-000	1	0.2	
F15-04	RECTIFIER ASSY., selenium .....	31700-033-000	1	0.3	
F15-05	COIL ASSY., ignition .....	30400-046-000	1	0.4	
F15-06	SWITCH KIT, combination.....	35010-033-000	1	0.2	
	LOCK, steering handle .....	53600-001-020	1		
F15-07	SWITCH ASSY., stop.....	35350-001-000	1	0.2	
F15-08	SPRING, stop switch .....	35357-005-000	1	0.2	
F15-09	HARNESS, wire.....	32100-053-000	1	1.4	
F15-10	CONNECTOR B, fuse.....	32106-253-010	1	0.1	
F15-11	CONNECTOR A, fuse.....	32112-253-010	1	0.1	
F15-12	FUSE .....	38201-030-000	1	0.1	
F15-13	GROMMET, wire cord .....	32983-011-000	2	0.2	
F15-14	COVER, stop switch terminal.....	35361-011-000	1	0.2	
15	BOLT, hex., 6×10.....	92000-06010	2		
16	SCREW, cross, 6×8 .....	93500-06008	2		
17	NUT, hex., 6 mm .....	94001-06000	2		
18	WASHER, flat, 6 mm.....	94101-06000	2		
19	WASHER, spring, 6 mm .....	94111-06000	4		

## F - 15 Wire Harness (CT90)

