



HONDA

C70K1



1

PARTS LIST

HONDA GENUINE PARTS

PARTS LIST

FOR

HONDA

C70K1

FOREWORD

This parts list contains all the spare parts for the C70K1 model and is to be used when ordering spare parts.

The parts list is bound to permit replacement of sheets. Whenever there is any revision or supplement to the parts list, the publication of the revision sheets or supplements will be informed to all the distributors by the parts news. These sheets should be inserted into the parts list so that the information will always be current. If you are in need of any replacement sheets, please order them through the distributor whom you belong to.

Refer to the "Replacement Sheet Control Procedure" on the following page for instruction in the ordering and filing of the replacement sheets. Whenever the entire edition is to be revised, the issue No. on the cover sheet will change in numerical order, in which case, the complete parts list should be purchased.

December 10, 1971

HONDA MOTOR CO., LTD.

GROUP INDEX

**INSTRUCTION
FOR
USE OF PARTS LIST**

II ~ III

ENGINE GROUP

2 ~ 33

FRAME GROUP

34 ~ 75

PART NO. INDEX

(1) ~ (4)

Revision Sheet Control Procedure

- Enter the revision sheet received and note any shortages or missing sheets.
- Contact the distributor under which you are to find out the latest revision sheet issued.
- Order the revision sheet by the order No.

The order No. contains the alphabet in sequence at the end of the Order No.

- When all of the sheets are changed, a new revised edition will be issued which will contain a different edition No. In this case, the sale of revision sheets for the earlier edition will be discontinued.


Revision sheet order No.	Date issued	Subject

INSTRUCTION FOR USE OF PARTS LIST

DESCRIPTION OF PARTS LIST

1. Make-up of the Part Number

The following example is the definition of part number.



2. Abbreviations

The abbreviations used in this parts list are as follows.

ASSY. Assembly

COMP. Complete

hex. hexagonal

22T 22 teeth

3. Dimensions

All dimensions are in millimeters except for the steel balls and wheels.

Parts	Example	Interpretation
Bolt (Screw)	6×12	6 mm diameter, 12 mm length
Pin	8×14	8 mm diameter, 14 mm length
O-Ring	9.5×1.6	9.5 mm diameter, 1.6 mm thickness
Oil seal	14×24×5	14 mm inside diameter, 24 mm outside diameter, 5 mm thickness
Tube	5×130	5 mm inside diameter, 130 mm length

4. Quantity used

In the column "Reqd. No." is shown the quantity of parts used in the respective group.

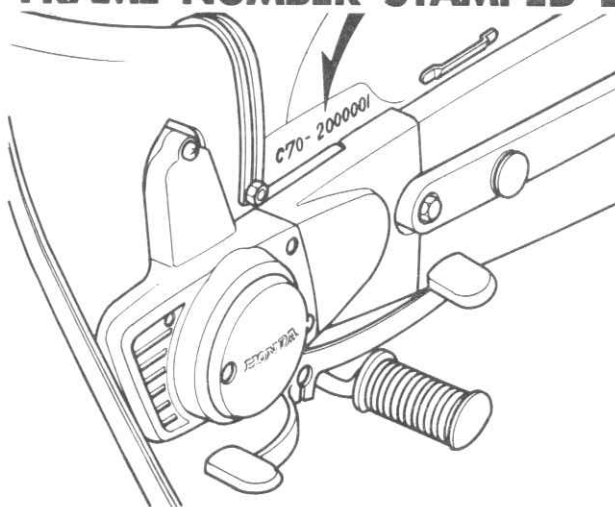
5. Applicable Serial Number

If there is a production change to a part, the frame serial number to which this part become effective will be indicated in the "Remarks" column. However, in case the part is used from the initial serial number, its applicable serial number is not shown. The initial serial number for model is as follows.

C70K1 (U.S.A. type) C70-2003703~

The serial number is stamped in the following location.

FRAME NUMBER STAMPED LOCATION



C70K1 (U.S.A. type)

CONTENTS

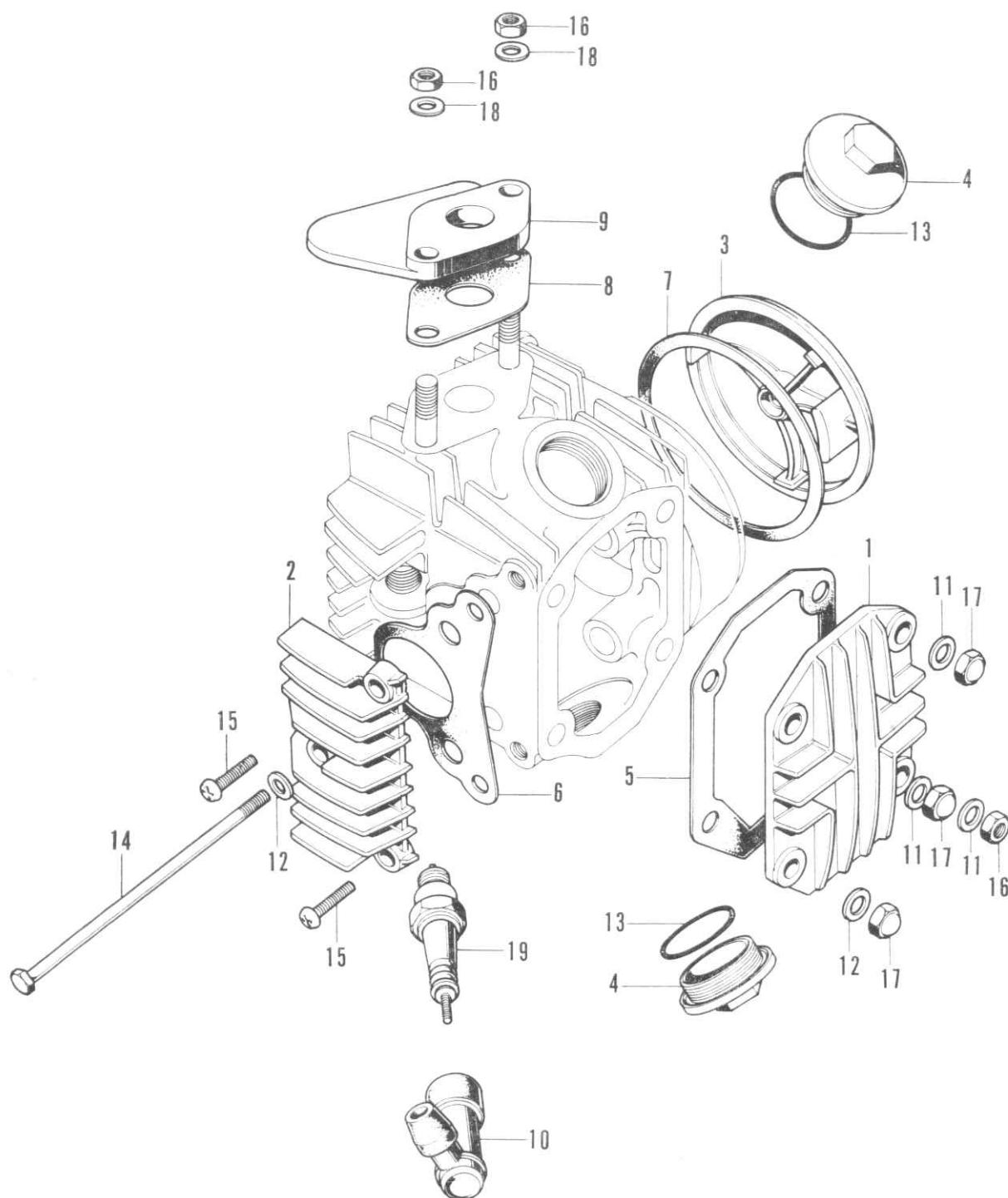
ENGINE GROUP

E - 1	Cylinder Head Cover • Spark Plug	2
E - 2	Cylinder • Cylinder Head	4
E - 3	Camshaft • Valve	6
E - 4	Left Crankcase Cover • Contact Breaker	8
E - 5	Starting Clutch • Generator (HITACHI).....	10
E - 6	Starting Motor (MITSUBA DENKI).....	12
E - 7	Cam Chain Tensioner	14
E - 8	Right Crankcase Cover	16
E - 9	Clutch	18
E - 10	Crankshaft • Piston.....	20
E - 11	Gear Shift	22
E - 12	Transmission	24
E - 13	Kick Starter	26
E - 14	Crankcase • Oil Pump	28
E - 15	Carburetor (KEIHIN SEIKI)	30

FRAME GROUP

F - 1	Steering Handle	34
F - 2	Winker & Lighting Switch	36
F - 3	Head Light • Speedometer	38
F - 4	Top Cover	40
F - 5	Front Fork • Front Fender	42
F - 6	Front Cushion	44
F - 7	Front Wheel	46
F - 8	Front Cover • Air Cleaner	48
F - 9	Seat • Sub Carrier	50
F - 10	Fuel Tank	52
F - 11	Exhaust Muffler	54
F - 12	Rear Wheel	56
F - 13	Rear Cushion	60
F - 14	Rear Fork • Chain Case	62
F - 15	Main Stand • Step	64
F - 16	Winker (STANLEY)	66
F - 17	Tail Light (STANLEY)	68
F - 18	Wire Harness • Battery.....	70
F - 19	Frame Body	72
F - 20	Tool Set	74
	PART NO. INDEX	(1)

E-1 Cylinder Head Cover · Spark Plug

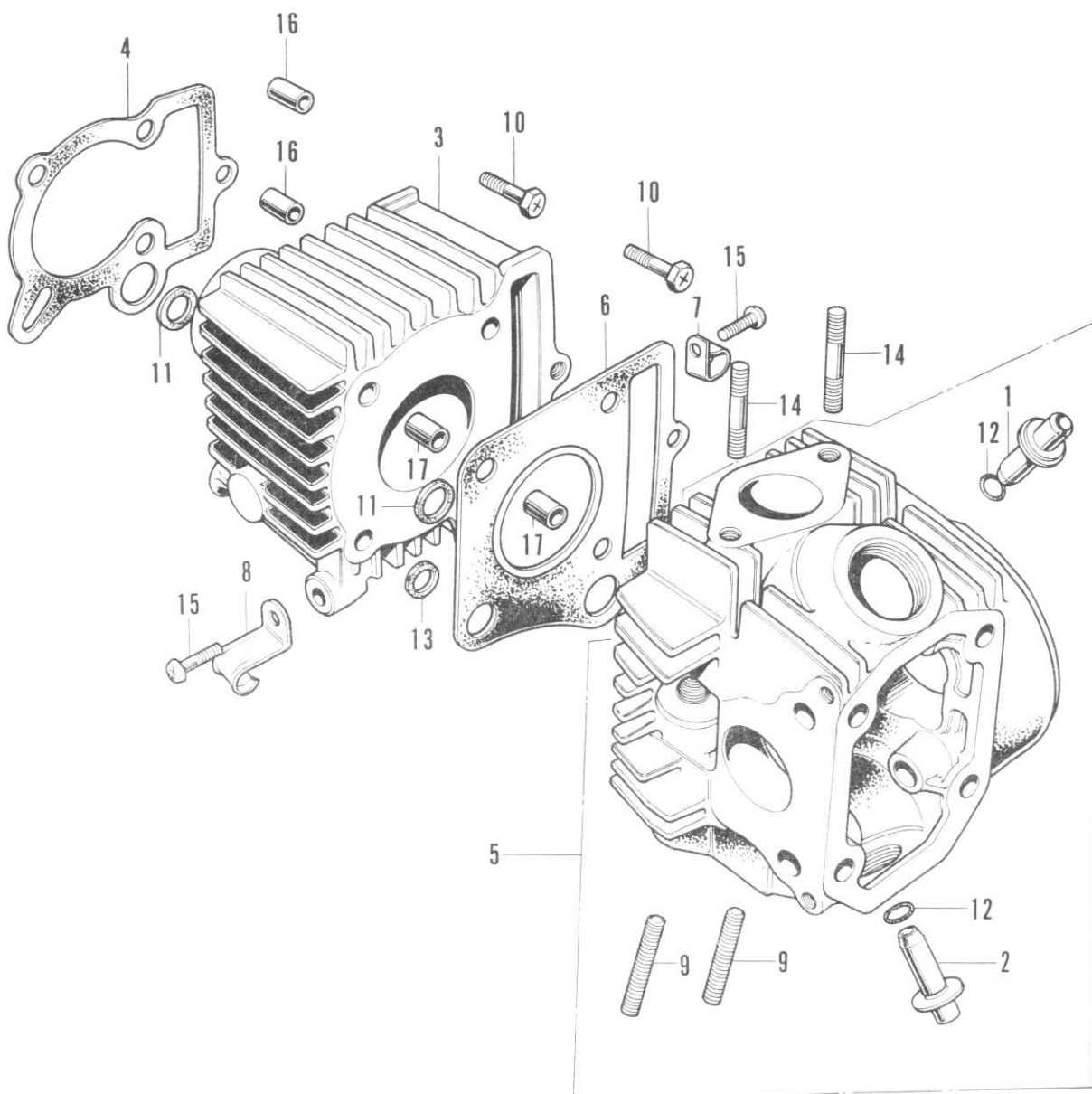


092-02

E-1 Cylinder Head Cover • Spark Plug

Ref. No.	Part No.	Description	Reqd. No. C70K1	Remarks
1	12301-086-000	COVER, cylinder head	1	
2	12331-035-000	COVER, right cylinder head side	1	
3	12341-040-000	COVER, left cylinder head side	1	
4	12361-035-000	CAP, tappet adjusting hole	2	
5	12391-035-000	GASKET, cylinder head cover	1	
6	12394-035-000	GASKET, right cylinder head side cover	1	
7	12395-035-000	GASKET, left cylinder head side cover	1	
8	16201-040-000	GASKET, insulator	1	
9	16211-040-010	INSULATOR, carburetor	1	
10	30700-259-810	CAP ASSY., noise suppressor	1	
11	90442-035-000	WASHER, sealing, 6 mm.....	3	
12	90443-035-000	WASHER A, sealing, 6 mm	2	
13	91302-001-020	O-RING, 31.5 mm	2	
14	92000-06112	BOLT, hex., 6×112	1	
15	93500-06020	SCREW, pan, 6×20	2	
16	94001-06000	NUT, hex., 6 mm	3	
17	94021-06000	NUT, hex., cap, 6 mm	3	
18	94101-06000	WASHER, plain, 6 mm.....	2	
19	98056-57711	PLUG, spark (C-7HS, NGK)	1	
	98056-57722	PLUG, spark (U-22FS, NIPPON DENSO)	1	

E-2 Cylinder · Cylinder Head

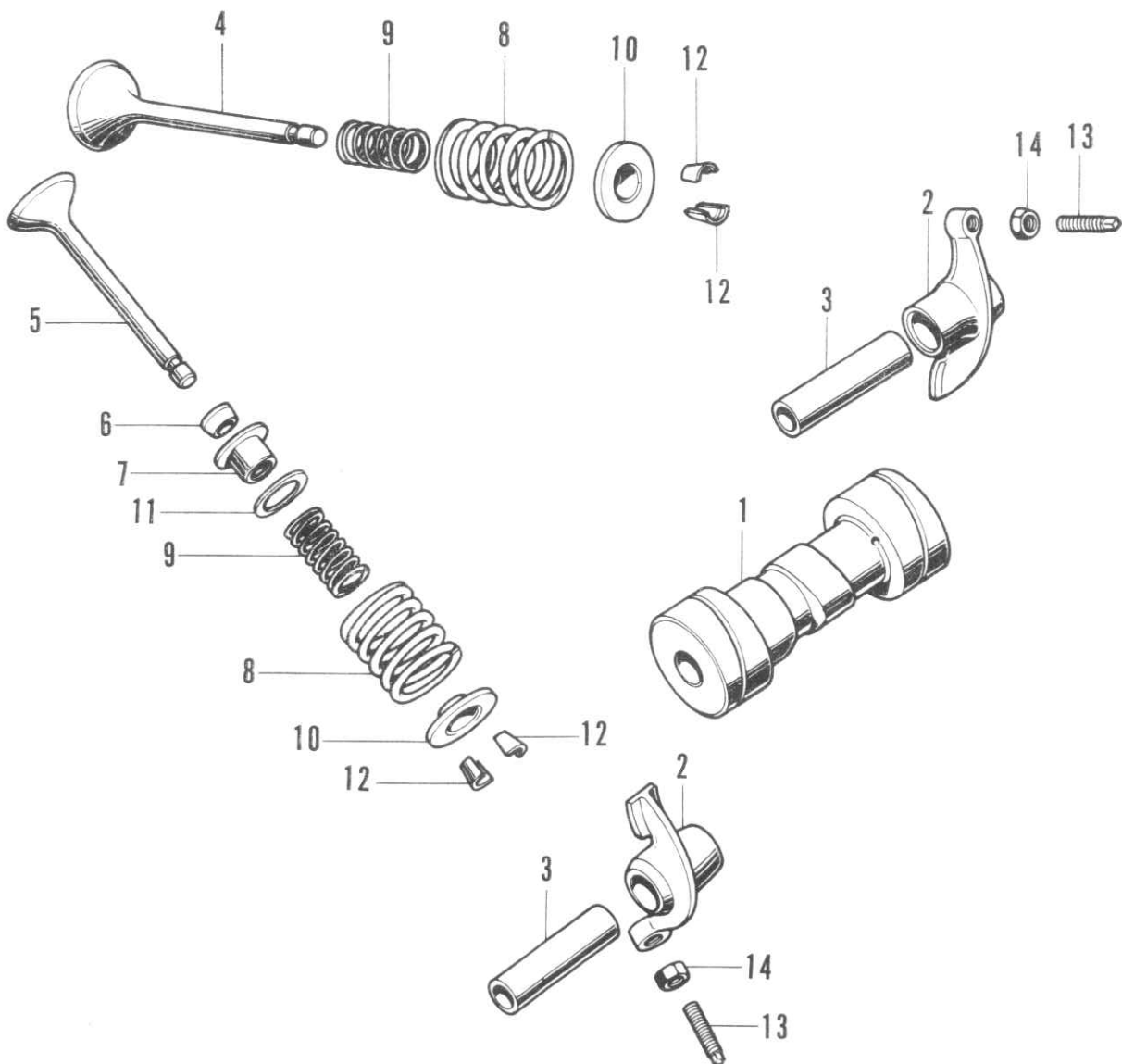


092-03

E-2 Cylinder · Cylinder Head

Ref. No.	Part No.	Description	Reqd. No. C70K1	Remarks
1	12021-035-811	GUIDE, inlet valve	1	
2	12023-051-310	GUIDE, exhaust valve	1	
3	12101-098-670	CYLINDER	1	
4	12191-035-020	GASKET, cylinder.....	1	
5	12200-087-000	HEAD COMP., cylinder	1	
6	12251-111-730	GASKET, cylinder head	1	
7	16236-045-010	CLAMP, over flow pipe	1	
8	32906-061-000	CLIP, high tension cord	1	
9	90033-041-000	STUD, 6×32	2	
10	90082-035-000	BOLT, HS, 6 mm	2	
11	91303-035-000	PACKING, rubber, 16 mm	2	
12	91306-028-000	O-RING, 9.5×1.6	2	
13	91306-035-000	GASKET, rubber, 7.5 mm	1	
14	92700-06040	STUD, 6×40	2	
15	93500-06020	SCREW, pan, 6×20	2	
16	94301-08120	PIN, knock, 8×12A	2	
17	94301-08140	PIN, knock, 8×14A	2	

E-3 Camshaft · Valve

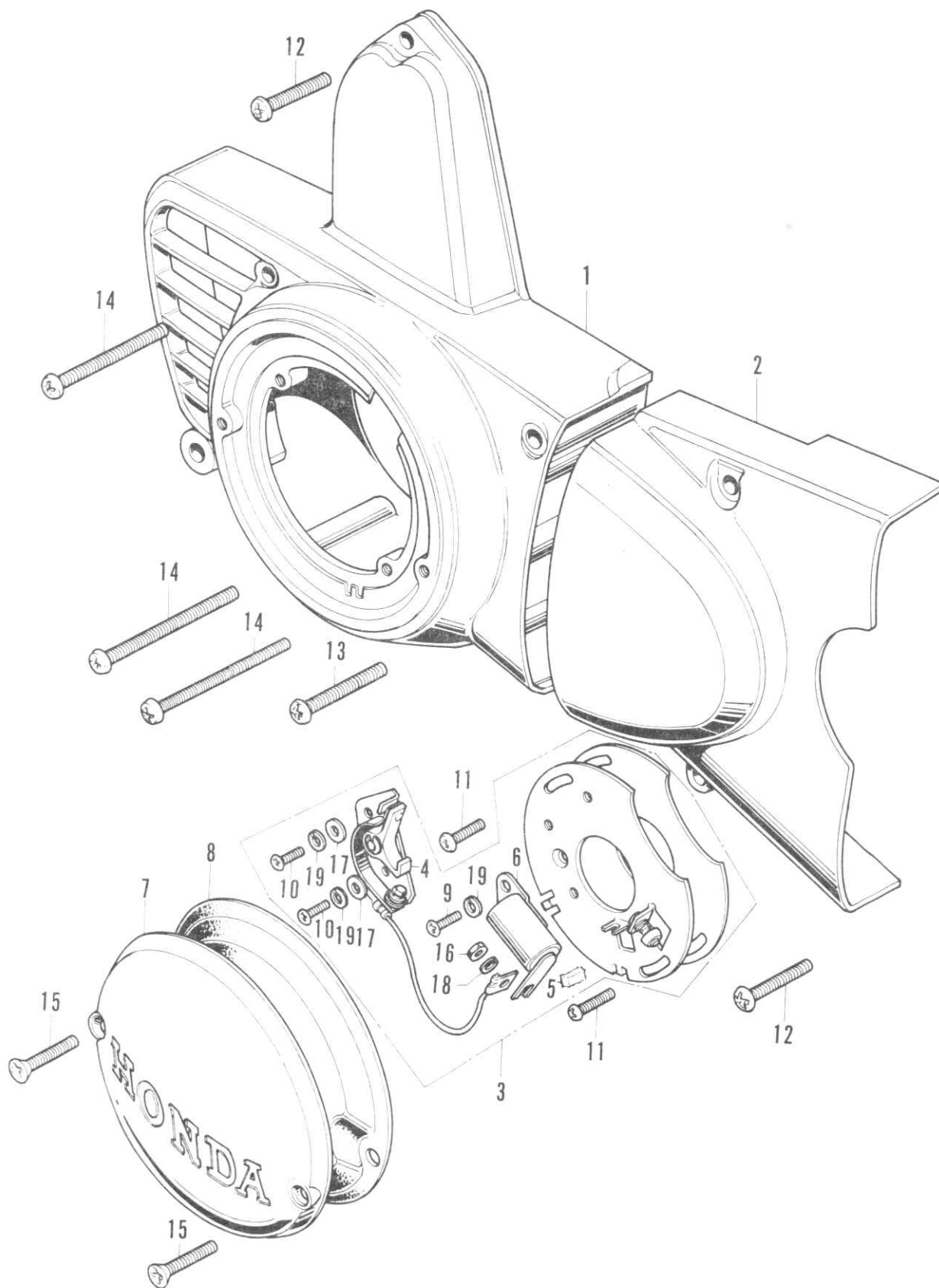


B086-04

E-3 Camshaft · Valve

Ref. No.	Part No.	Description	Reqd. No. C70K1	Remarks
1	14101-041-020	CAMSHAFT	1	
2	14431-035-000	ARM, valve rocker	2	
3	14451-035-000	SHAFT, valve rocker arm	2	
4	14711-087-000	VALVE, inlet	1	
5	14721-087-000	VALVE, exhaust.....	1	
6	14730-028-013	SEAL, valve stem	1	
7	14731-028-000	CAP, valve stem real	1	
8	14751-035-600	SPRING, valve (outer).....	2	
9	14761-035-000	SPRING, valve (inner)	2	
10	14771-035-600	RETAINER, valve spring	2	
11	14776-028-000	SEAT, inner valve spring	1	
12	14781-001-010	COTTER, valve	4	
13	90012-200-000	SCREW, tappet adjusting.....	2	
14	90206-001-000	NUT, tappet adjusting	2	

E-4 Left Crankcase Cover · Contract Breaker

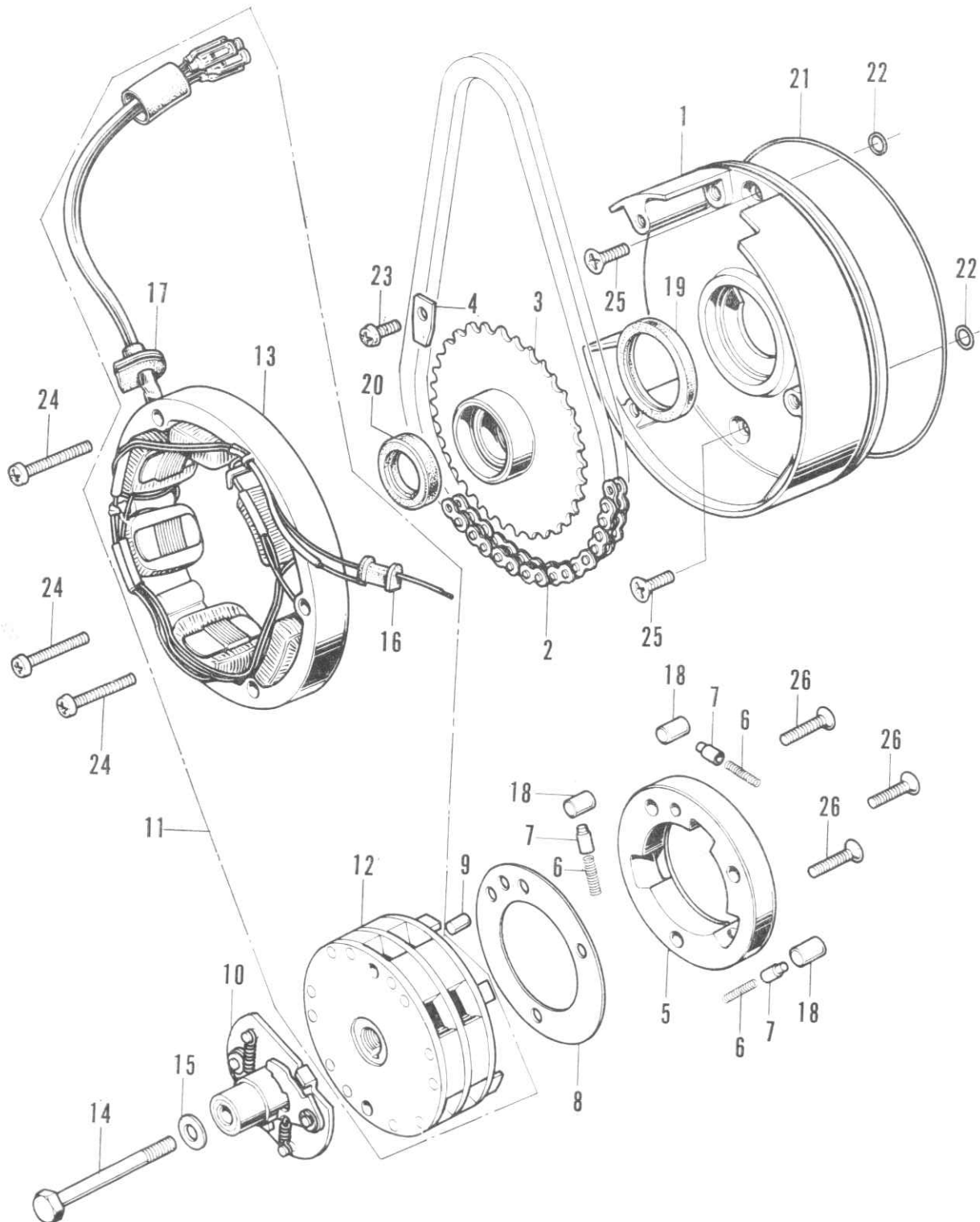


B086-36

E-4 Left Crankcase Cover • Contract Breaker

Ref. No.	Part No.	Description	Reqd. No. C70K1	Remarks
1	11341-086-792	COVER, left crankcase	1	
2	11361-086-791	COVER, rear, left crankcase	1	
3	30200-039-005	BREAKER ASSY., contact (HITACHI).....	1	
4	30202-003-015	BREAKER, contact (HITACHI)	1	
5	30205-003-005	FELT, oil (HITACHI)	1	
6	30251-003-005	CONDENSER (HITACHI).....	1	
7	30371-092-670	COVER, contact breaker	1	
8	30391-030-000	GASKET, point cover	1	
9	93500-04005-0A	SCREW, pan, 4×5.....	1	
10	93500-04006-0A	SCREW, pan, 4×6.....	2	
11	93500-05012-0A	SCREW, pan, 5×12	2	
12	93500-06020	SCREW, pan, 6×20	2	
13	93500-06025	SCREW, pan, 6×25	1	
14	93500-06050	SCREW, pan, 6×50	3	
15	93600-05020-0A	SCREW, pan, 5×20	2	
16	94001-03000-0S	NUT, hex., 3 mm	1	
17	94101-04000	WASHER, plain, 4 mm.....	2	
18	94111-03000	WASHER, spring, 3 mm	1	
19	94111-04000	WASHER, spring, 4 mm	3	

E-5 Starting Clutch · Generator (HITACHI)

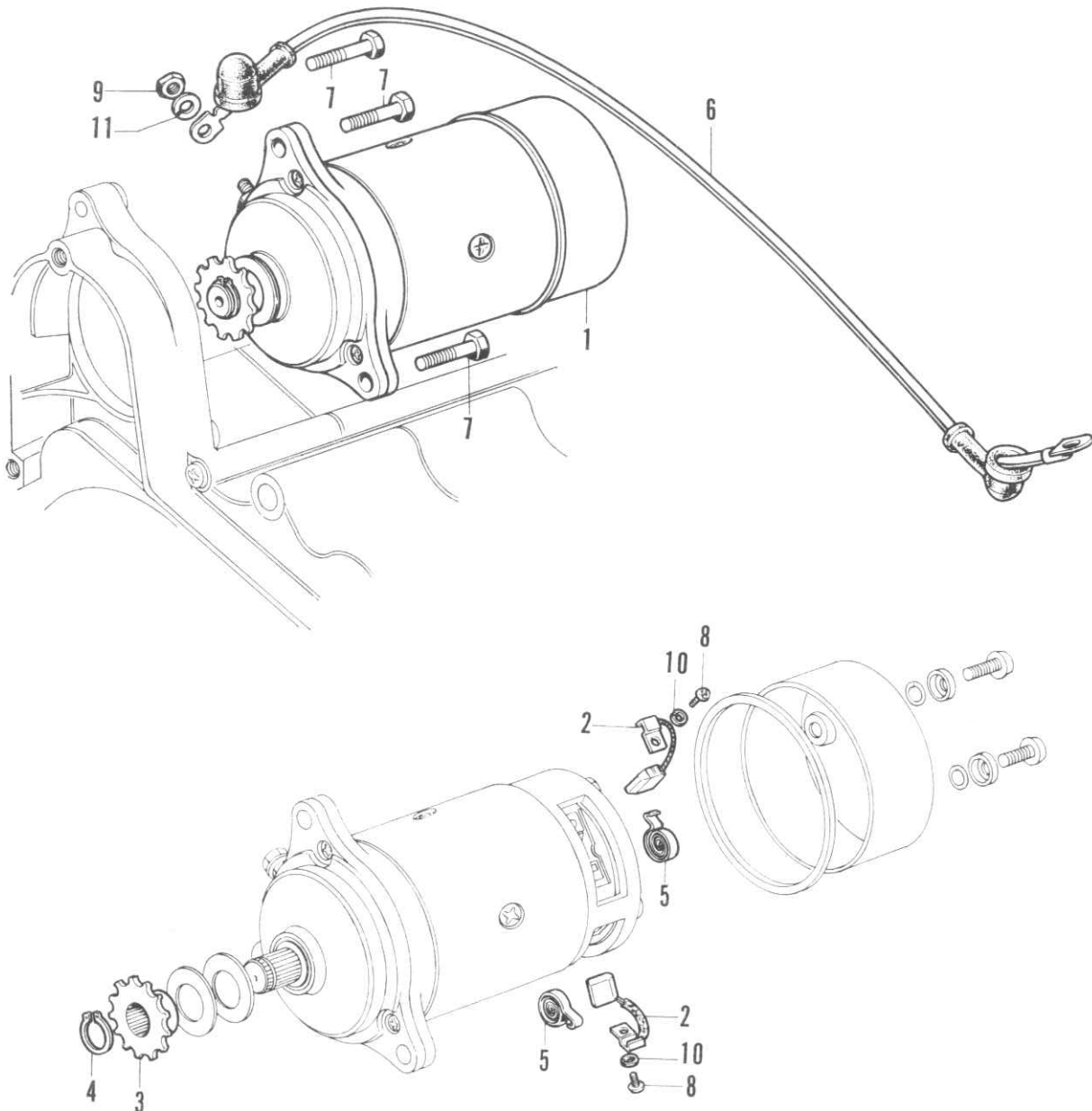


B086-37

E-5 Starting Clutch • Generator (HITACHI)

Ref. No.	Part No.	Description	Reqd. No. C70K1	Remarks
1	11321-039-000	BASE, generator.....	1	
2	28101-039-000	CHAIN, starting.....	1	
3	28110-039-000	SPROCKET COMP., starting (37T).....	1	
4	28117-039-000	PLATE, starting sprocket setting.....	1	
5	28120-039-010	OUTER, starting clutch.....	1	
6	28125-003-000	SPRING, starting clutch roller.....	3	
7	28126-003-000	CAP, starting clutch roller spring.....	3	
8	28128-039-000	PLATE, side, starting clutch.....	1	
9	28129-003-000	PIN, knock, starting clutch outer.....	1	
10	30220-039-025	ADVANCER ASSY., spark.....	1	
11	31100-039-045	A.C. GENERATOR ASSY.	1	
12	31101-039-035	ROTOR COMP.....	1	
13	31102-039-015	STATOR COMP.	1	
14	31104-003-000	BOLT, generator rotor setting.....	1	
15	31105-003-000	WASHER, generator rotor setting.....	1	
16	32956-039-000	GROMMET, neutral switch cord.....	1	
17	32971-039-000	GROMMET, dynamo cord.....	1	
18	91101-039-000	ROLLER, 8×10.....	3	
19	91201-003-000	OIL-SEAL, 30×42×45.....	1	
20	91202-003-000	OIL-SEAL, 16.9×28×5.....	1	
21	91301-035-000	O-RING, 107×2.....	1	
22	91317-703-000	O-RING, 6×1.7.....	2	
23	93500-06010	SCREW, pan, 6×10.....	1	
24	93500-06028	SCREW, pan, 6×28.....	3	
25	93600-06016	SCREW, flat, 6×16.....	2	
26	93600-06020	SCREW, flat, 6×20.....	3	

E-6 Starting Motor (MITSUBA DENKI)

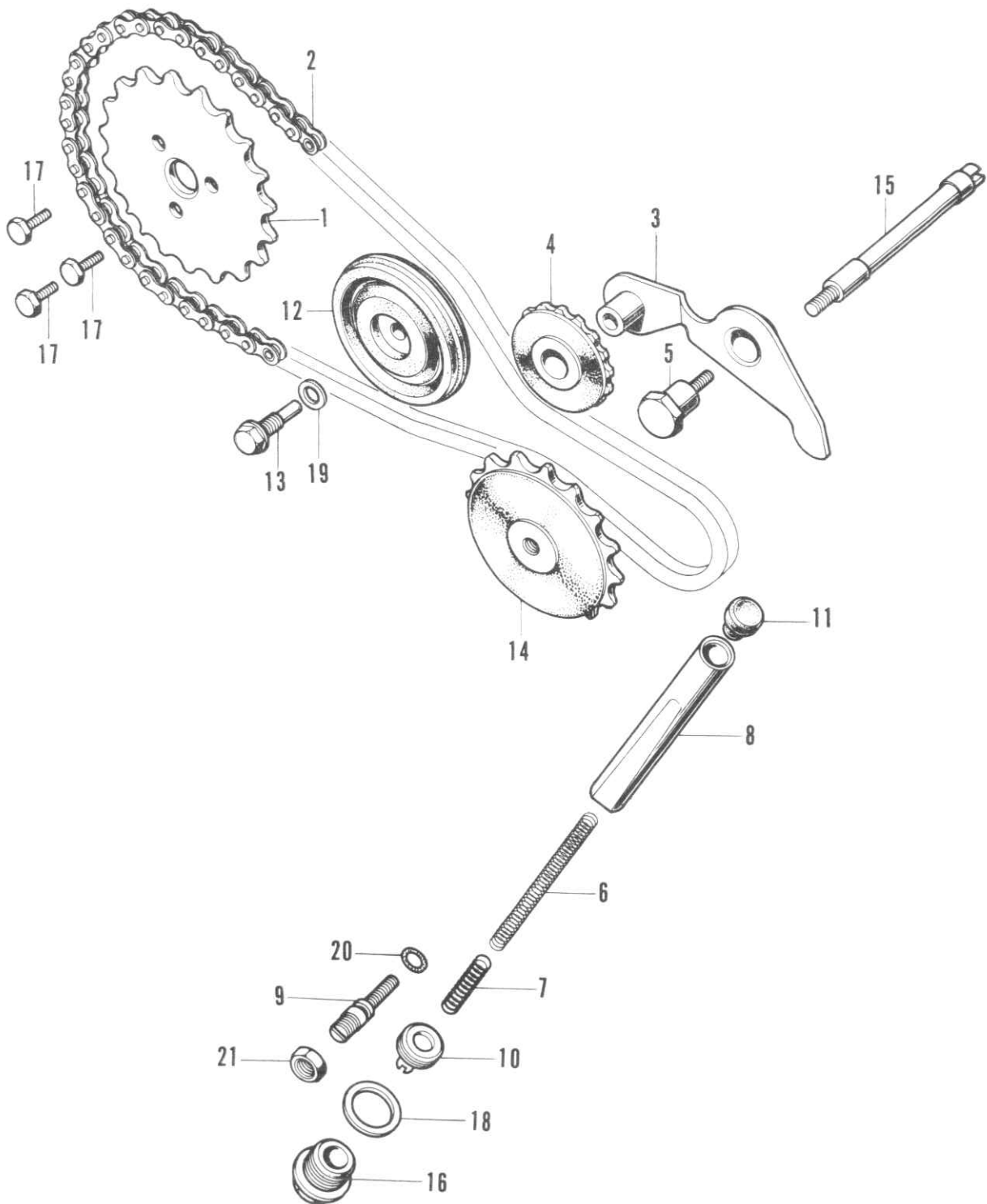


B086-38

E-6 Starting Motor (MITSUBA DENKI)

Ref. No.	Part No.	Description	Reqd. No. C70K1	Remarks
1	31200-003-006	MOTOR ASSY., starting.....	1	
2	31201-003-006	BRUSH, carbon	2	
3	31202-003-006	SPROCKET, starting motor	1	
4	31203-003-006	CLIP, starting sprocket.....	1	
5	31204-003-006	SPRING, carbon brush.....	2	
6	32401-003-000	CABLE, starting motor	1	
7	92000-06020	BOLT, hex., 6×20	3	
8	93500-03004-0A	SCREW, pan, 3×4.....	2	
9	94002-06000	NUT, hex., 6 mm	1	
10	94111-03000	WASHER, spring, 3 mm	2	
11	94111-06000	WASHER, spring, 6 mm	1	

E-7 Cam Chain Tensioner

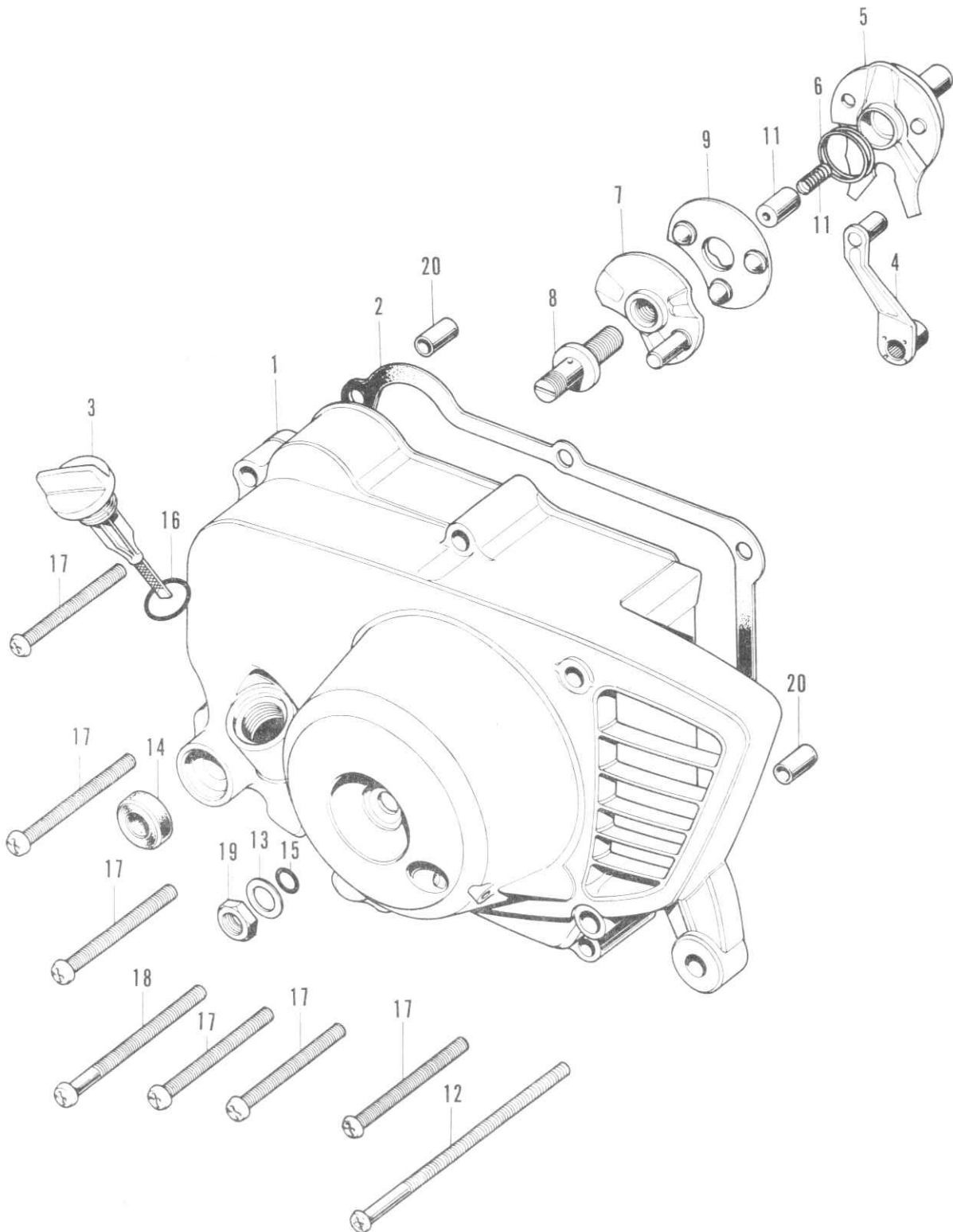


B086-06

E-7 Cam Chain Tensioner

Ref. No.	Part No.	Description	Reqd. No. C70K1	Remarks
1	14321-035-010	SPROCKET, cam (28T)	1	
2	14401-035-000	CHAIN, cam (82L).....	1	
	14401-035-005	CHAIN, cam (82L TAKASAGO)	1	
3	14500-035-010	ARM, tensioner	1	
4	14502-086-000	ROLLER, cam chain tensioner	1	
5	14531-035-000	PIVOT, cam chain tensioner	1	
6	14541-086-010	SPRING A, tensioner	1	
7	14542-086-000	SPRING B, tensioner	1	
8	14550-086-010	ROD COMP., tensioner push.....	1	
9	14561-086-010	BOLT, tensioner adjusting	1	
10	14562-086-000	BOLT B, tensioner adjusting	1	
11	14566-086-030	HEAD, tensioner push rod.....	1	
12	14610-086-000	ROLLER COMP., cam chain guide	1	
13	14615-035-000	PIN, guide roller	1	
14	14670-035-030	SPROCKET, cam chain guide	1	
15	14675-035-060	SPINDLE, cam chain guide sprocket	1	
16	90081-086-000	BOLT, sealing, 14 mm	1	
17	90083-035-010	BOLT, knock, 5 mm	3	
18	90441-035-000	WASHER, sealing, 14 mm	1	
19	90481-035-000	WASHER, 8 mm.....	1	
20	91301-216-000	O-RING, 5.5×1.5	1	
21	94002-08000-0S	NUT, hex., 8 mm	1	

E-8 Right Crankcase Cover

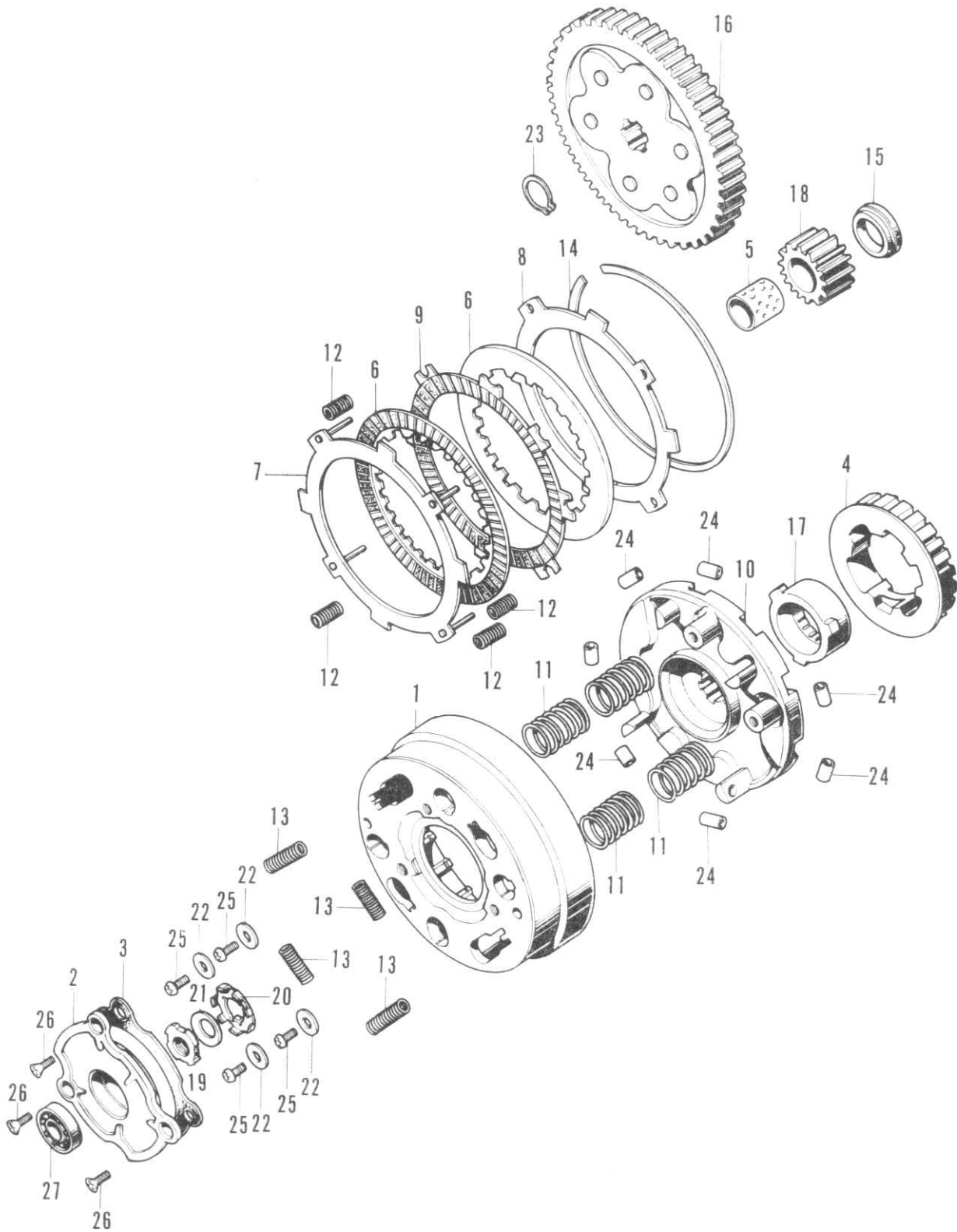


B086-07

E-8 Right Crankcase Cover

Ref. No.	Part No.	Description	Reqd. No. C70K1	Remarks
1	11330-086-020	COVER COMP., right crankcase	1	
2	11394-035-010	GASKET, right crankcase cover	1	
3	15650-086-000	GAUGE, oil	1	
4	22811-040-020	LEVER, clutch	1	
5	22820-918-000	PLATE, clutch cam	1	
6	22825-046-000	SPRING, cam plate side	1	
7	22830-041-000	PLATE, clutch lifter	1	
8	22846-040-010	BOLT, clutch adjusting	1	
9	22860-041-000	RETAINER, ball	1	
10	25551-918-000	GUIDE, oil through	1	
11	25555-065-000	SPRING, oil through.....	1	
12	90084-086-790	SCREW, pan, 6×113.....	1	
13	90485-040-000	WASHER, 8 mm	1	
14	91202-216-000	OIL-SEAL, 14×24×5	1	
15	91303-001-000	O-RING, 8 mm	1	
16	91307-035-000	O-RING, 18×3	1	
17	93500-06040	SCREW, pan, 6×40	6	
18	93500-06070	SCREW, pan, 6×70	1	
19	94001-08000	NUT, hex., 8 mm	1	
20	94301-08120	PIN, knock, 8×12A	2	

E-9 Clutch

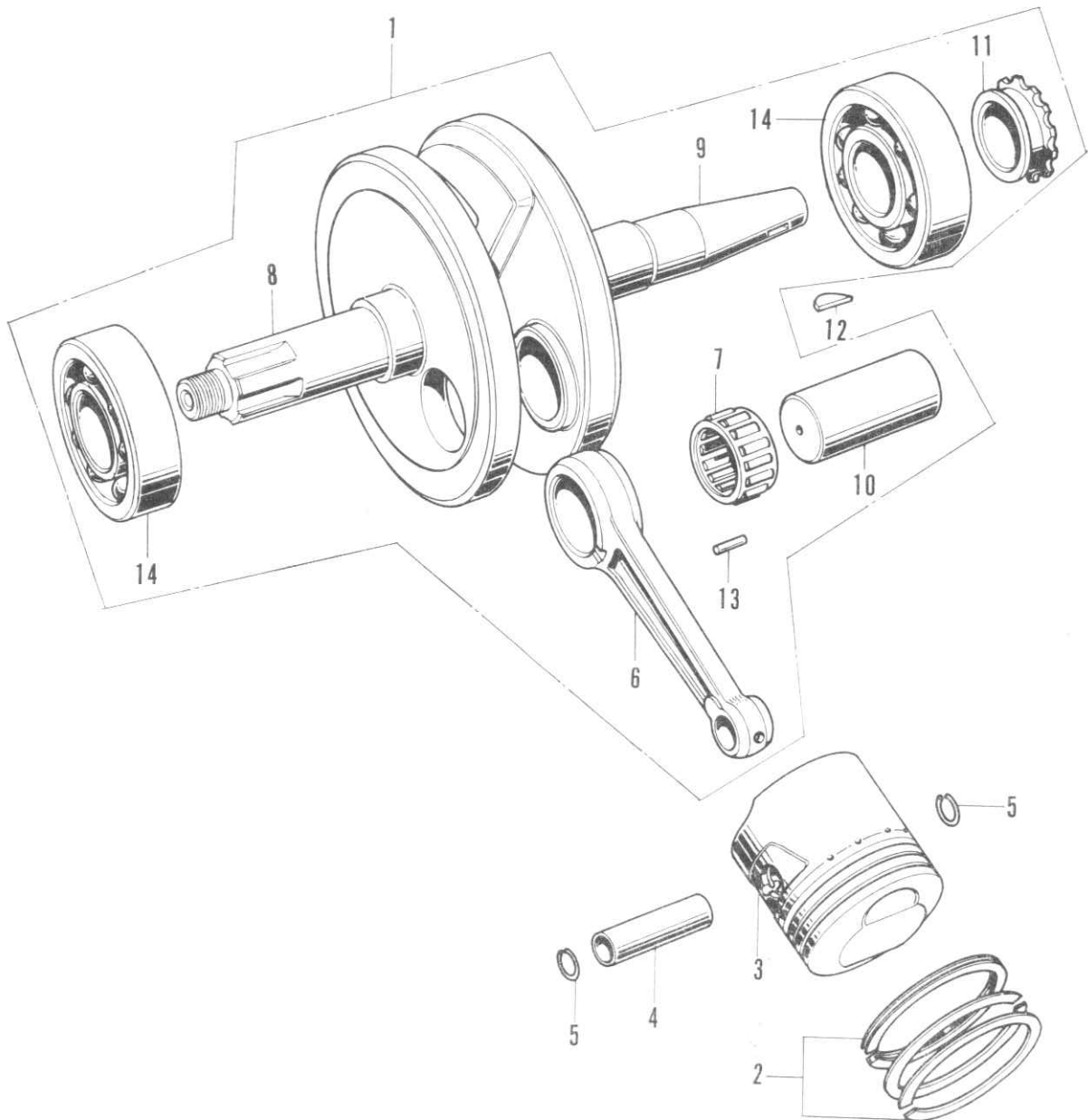


B086-08

E-9 Clutch

Ref. No.	Part No.	Description	Reqd. No. C70K1	Remarks
1	22101-040-030	OUTER, clutch	1	
2	22111-040-000	COVER, clutch outer	1	
3	22119-040-000	GASKET, clutch outer cover	1	
4	22120-040-030	CENTER, clutch (17T)	1	
5	22131-035-020	GUIDE, clutch center	1	
6	22201-092-000	DISK A, clutch friction	2	
7	22310-041-010	PLATE A, clutch	1	
8	22321-041-000	PLATE B, clutch	1	
9	22331-086-000	DISK B, clutch friction	1	
10	22351-086-010	PLATE, drive	1	
11	22401-092-010	SPRING, clutch	4	
12	22411-092-000	SPRING, clutch free	4	
13	22421-040-000	SPRING, clutch damper	4	
14	22901-001-000	SET-RING, 101.5 mm	1	
15	22911-035-010	COLLAR, 17 mm	1	
16	23110-086-020	GEAR, primary driven (69T)	1	
17	23112-086-020	OUTER, drive gear (17T)	1	
18	23120-086-020	GEAR, primary drive (17T)	1	
19	90231-087-000	NUT, lock, 14 mm	1	
20	90431-086-000	WASHER, lock, 14 mm	1	
21	90432-086-000	WASHER B, lock	1	
22	90483-040-000	WASHER, stopper	4	
23	90601-001-000	CIR-CLIP, 17 mm	1	
24	91101-039-000	ROLLER, 8×10	8	
25	93500-05008-0A	SCREW, pan, 5×8	4	
26	93600-05010-0A	SCREW, flat, 5×10	3	
27	96100-60000	BEARING, radial ball, 6000	1	

E-10 Crankshaft • Piston

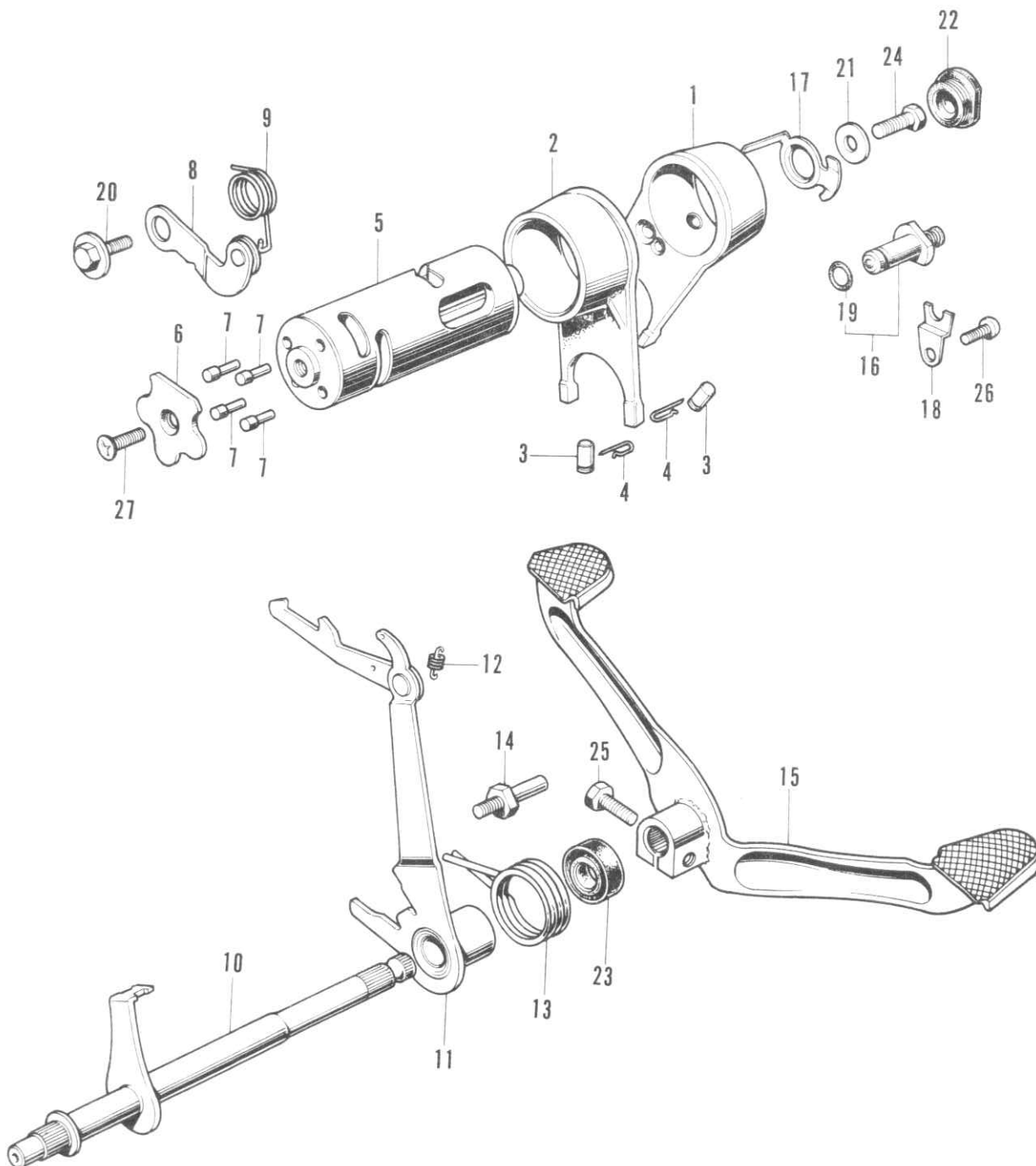


092-04

E-10 Crankshaft • Piston

Ref. No.	Part No.	Description	Reqd. No. C70K1	Remarks
1	13000-087-790	CRANKSHAFT COMP.	1	
2	13010-087-003	RING-SET, piston (STD.)	1	
	13020-087-003	RING-SET, piston (0.25)	(1)	
	13030-087-003	RING-SET, piston (0.50)	(1)	
	13040-087-003	RING-SET, piston (0.75)	(1)	
	13050-087-003	RING-SET, piston (1.00)	(1)	
3	13101-087-000	PISTON (STD.)	1	
	13102-087-000	PISTON (0.25)	(1)	
	13103-087-000	PISTON (0.50)	(1)	
	13104-087-000	PISTON (0.75)	(1)	
	13105-087-000	PISTON (1.00)	(1)	
4	13111-087-000	PIN, piston	1	
5	13115-001-000	CLIP, piston pin	2	
6	13201-036-000	ROD, connecting	1	
7	13211-035-000	RETAINER, roller	1	
8	13310-087-000	CRANKSHAFT, right	1	
9	13321-087-790	CRANKSHAFT, left	1	
10	13381-035-010	PIN, crank	1	
11	14311-035-000	SPROCKET, timing (14T)	1	
12	90741-003-000	KEY, woodruff	1	
13	91101-001-030	ROLLER, rod, 25×10	22	
14	96100-63040	BEARING, radial ball, 6304	2	

E-11 Gear Shift

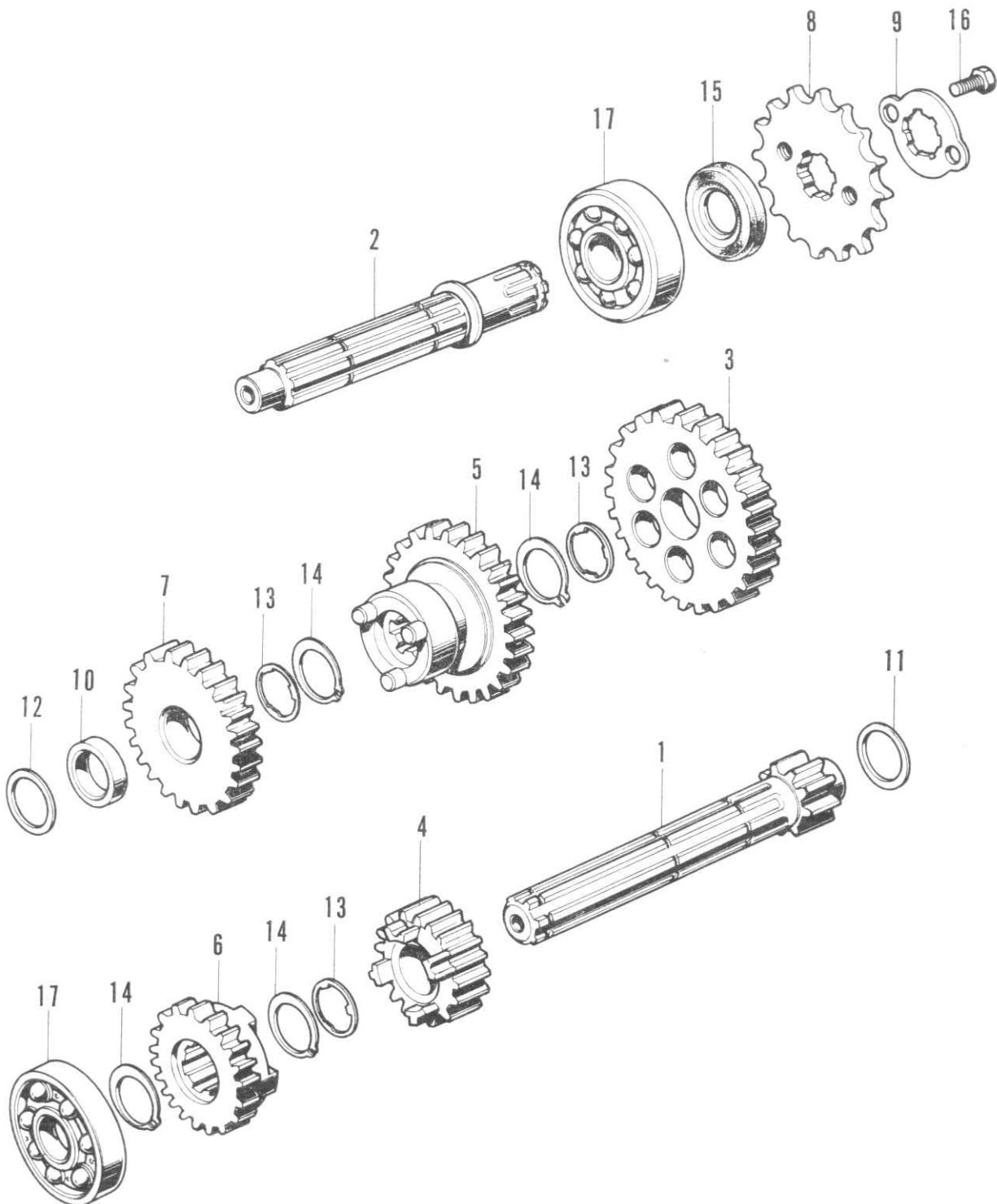


092-05

E-11 Gear Shift

Ref. No.	Part No.	Description	Reqd. No. C70K1	Remarks
1	24211-087-000	FORK, left gear shift	1	
2	24221-041-000	FORK, right gear shift.....	1	
3	24261-028-010	PIN, shift fork guide.....	2	
4	24263-028-000	CLIP, gear shift fork guide pin.....	2	
5	24301-045-670	DRUM, gear shift	1	
6	24411-041-020	PLATE, shift drum stopper	1	
7	24421-041-000	PIN, gear shift drum	4	
8	24430-041-000	STOPPER, shift drum	1	
9	24435-040-000	SPRING, gear shift drum stopper	1	
10	24610-092-670	SPINDLE COMP., gear shift.....	1	
11	24630-086-000	ARM, gear shift	1	
12	24641-041-000	SPRING, gear shift arm	1	
13	24651-041-000	SPRING, gear shift return	1	
14	24652-035-000	PIN, shift return spring	1	
15	24701-092-670	PEDAL, gear change	1	
16	35750-001-020	CONTACT, neutral switch.....	1	
17	35753-035-010	ROTOR, neutral switch	1	
18	35755-001-020	PLATE, contact fixing	1	
19	37551-001-000	O-RING, 7×1.6	1	
20	90023-041-000	PIVOT, shift drum stopper arm	1	
21	90417-041-000	WASHER, shift drum side	1	
22	90801-035-000	PLUG, rubber, 19 mm	1	
23	91203-001-000	OIL-SEAL, 11.6×24×10	1	
24	92000-06016	BOLT, hex., 6×16.....	1	
25	92000-06020	BOLT, hex., 6×20	1	
26	93500-06012	SCREW, pan, 6×12	1	
27	93700-06020	SCREW, oval, 6×20	1	

E-12 Transmission

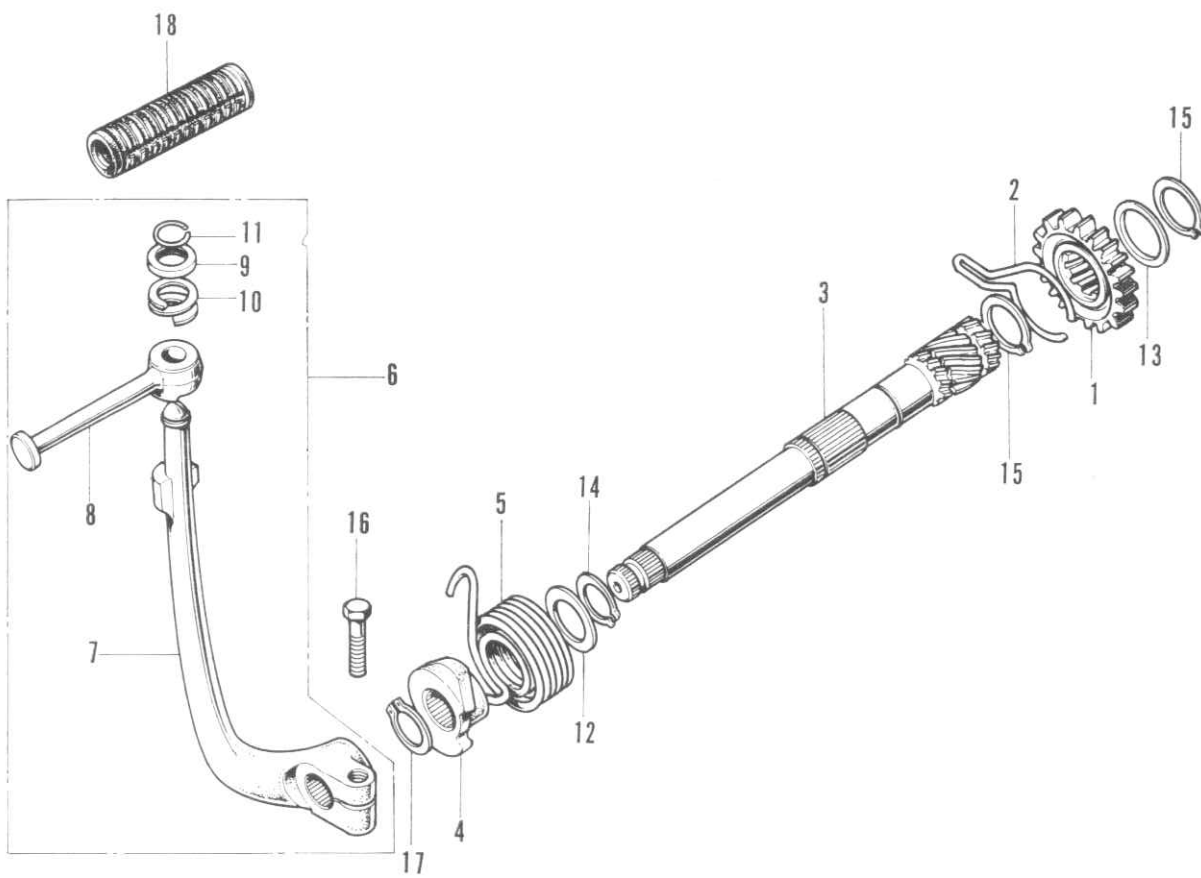


B086-11

E-12 Transmission

Ref. No.	Part No.	Description	Reqd. No. C70K1	Remarks
1	23211-041-020	SHAFT, main, transmission (11T)	1	
2	23221-041-040	SHAFT, counter, transmission	1	
3	23421-086-000	GEAR, low, counter shaft (36T)	1	
4	23431-040-060	GEAR, second, main shaft (18T)	1	
5	23441-092-670	GEAR, second, counter shaft (30T)	1	
6	23471-041-040	GEAR, top, main shaft (21T)	1	
7	23481-086-000	GEAR, top, counter shaft (25T)	1	
8	23800-040-010	SPROCKET, drive (14T)	1	
9	23802-040-000	PLATE, drive sprocket fixing	1	
10	23911-041-010	COLLAR, gear	1	
11	90451-001-000	WASHER, thrust	1	
12	90451-035-000	WASHER, thrust, 13.5 mm	1	
13	90461-035-000	WASHER, spline, 17 mm	3	
14	90601-001-000	CIR-CLIP, 17 mm	4	
15	91203-035-000	OIL-SEAL, 17×29×5	1	
16	92000-06008	BOLT, hex., 6×8	2	
17	96100-62030	BEARING, radial ball, 6203	2	

E-13 Kick Starter

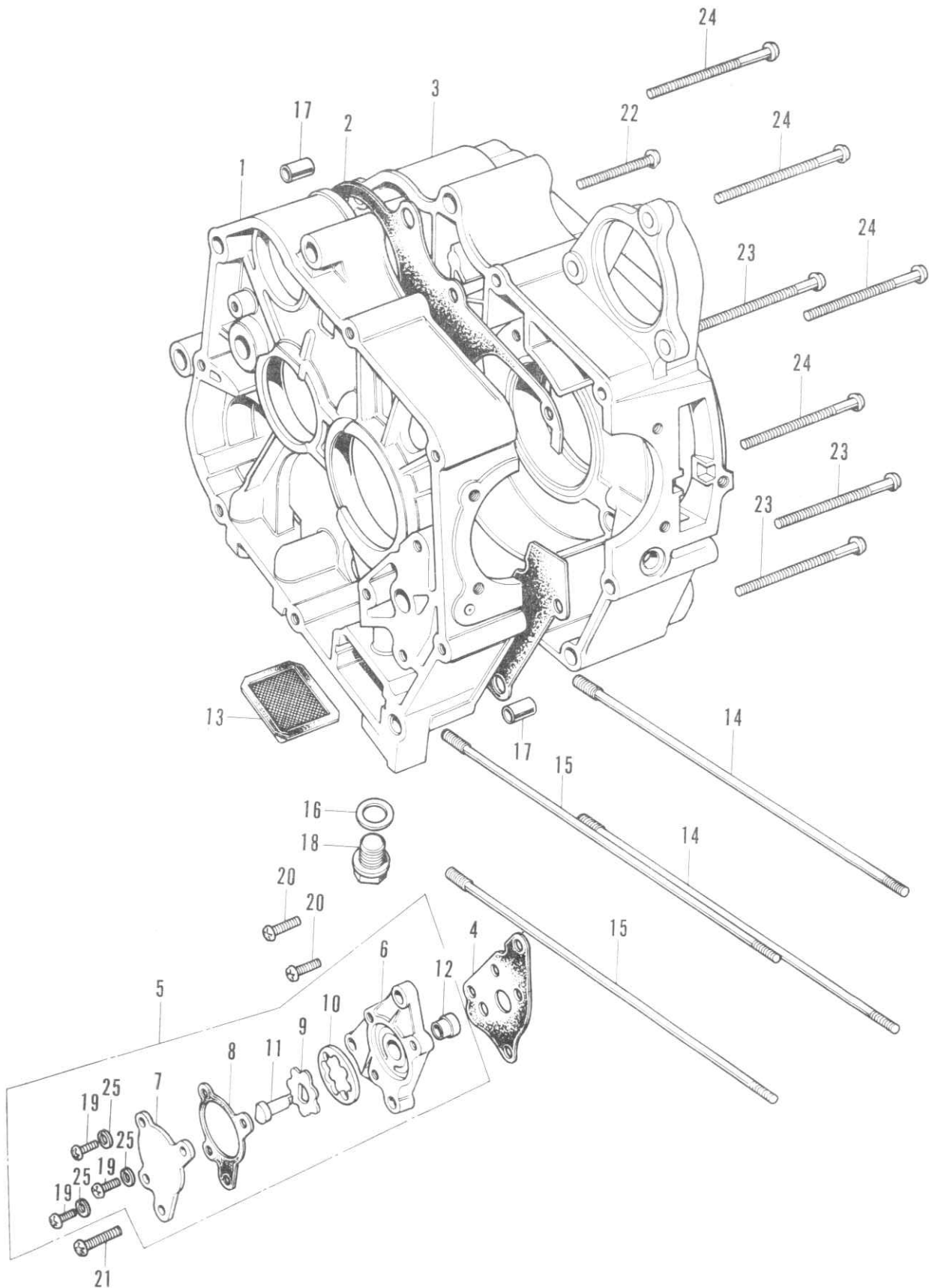


B098-12

E-13 Kick Starter

Ref. No.	Part No.	Description	Reqd. No. C70K1	Remarks
1	28211-040-035	PINION, kick starter (22T).....	1	
2	28223-035-035	SPRING, kick starter ratchet	1	
3	28251-035-065	SPINDLE, kick starter	1	
4	28262-035-020	RETAINER, kick spring	1	
5	28281-035-010	SPRING, kick starter return	1	
6	28300-040-000	ARM ASSY., kick starter	1	
7	28301-040-000	ARM, kick starter	1	
8	28302-001-000	PEDAL, kick starter	1	
9	28303-001-000	WASHER, kick starter knuckle.....	1	
10	28322-001-000	SPRING, kick starter knuckle	1	
11	28324-001-000	CLIP, kick starter knuckle	1	
12	90451-040-000	WASHER, thrust, 17 mm.....	1	
13	90482-035-025	WASHER, 20 mm	1	
14	90601-001-000	CIR-CLIP, 17 mm	1	
15	90605-200-000	SET-RING, 20 mm	2	
16	92000-06020	BOLT, hex., 6×20.....	1	
17	94510-16000	CIR-CLIP, 16 mm	1	
18	95011-51000	RUBBER, kick starter	1	

E-14 Crankcase · Oil Pump

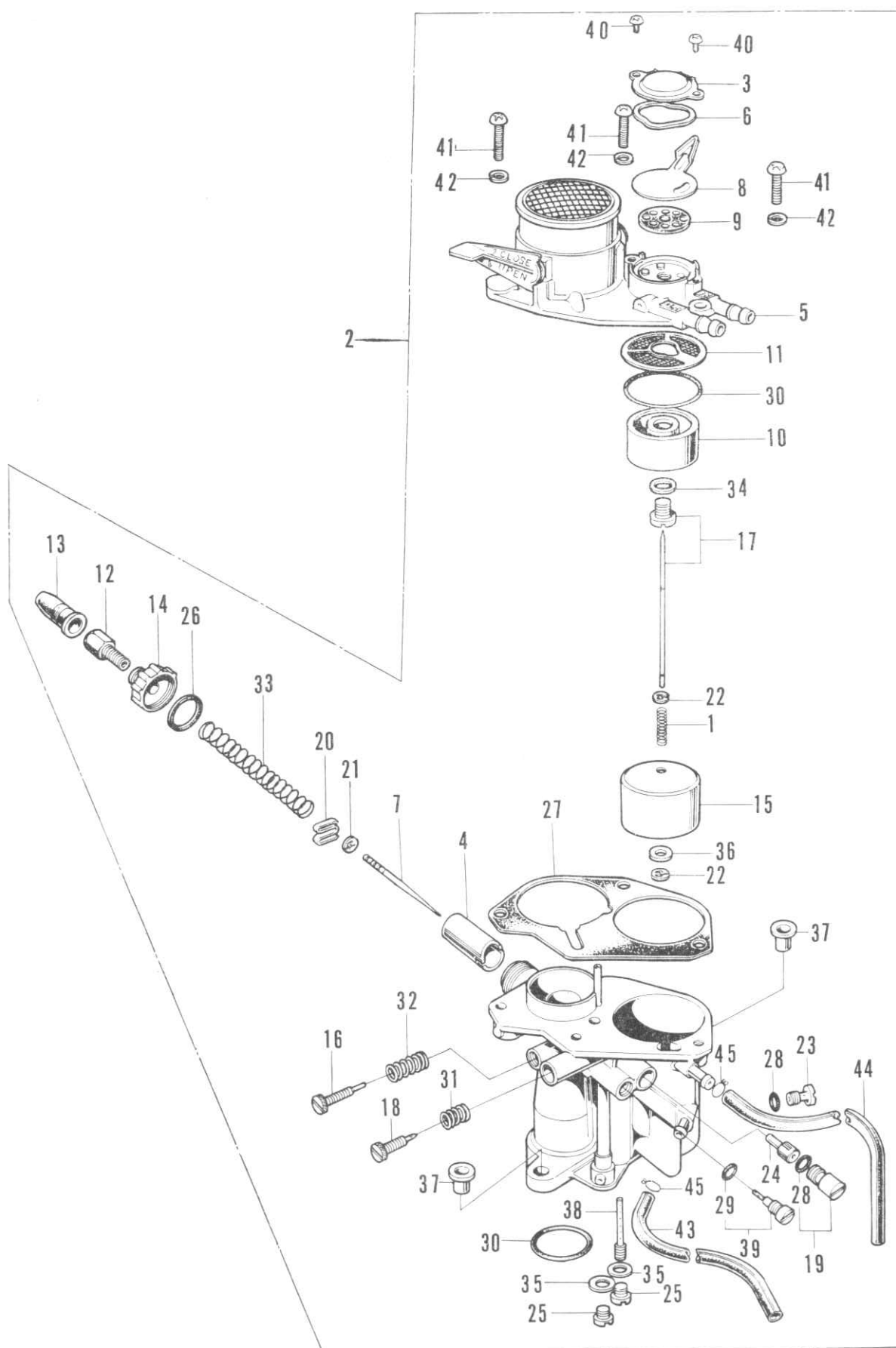


092-06

E-14 Crankcase • Oil Pump

Ref. No.	Part No.	Description	Reqd. No. C70K1	Remarks
1	11100-086-790	CRANKCASE, right	1	
2	11191-035-050	GASKET, right crankcase	1	
3	11200-086-791	CRANKCASE, left	1	
4	15119-035-020	GASKET, oil pump body	1	
5	15300-035-000	PUMP ASSY., oil	1	
6	15311-035-013	BODY, oil pump	1	
7	15321-035-000	COVER, oil pump	1	
8	15329-035-000	GASKET, oil pump cover	1	
9	15331-035-000	ROTOR, oil pump inner	1	
10	15332-035-000	ROTOR, oil pump outer	1	
11	15382-035-000	SHAFT, oil pump drive	1	
12	15383-035-000	PIN, knock, oil pump	1	
13	15421-035-010	SCREEN, oil filter	1	
14	90031-035-010	STUD A, cylinder	2	
15	90032-035-000	STUD B, cylinder	2	
16	90407-259-000	PACKING, drain cock	1	
17	90704-035-000	PIN, knock, 10×14 A	2	
18	92800-12000	BOLT, drain cock	1	
19	93500-05010-0A	SCREW, pan, 5×10	3	
20	93500-06016	SCREW, pan, 6×16	2	
21	93500-06020	SCREW, pan, 6×20	1	
22	93500-06050	SCREW, pan, 6×50	1	
23	93500-06063	SCREW, pan, 6×63	3	
24	93500-06065	SCREW, pan, 6×65	4	
25	94111-05000	WASHER, spring, 5 mm	3	

E-15 Carburetor (KEIHIN SEIKI)

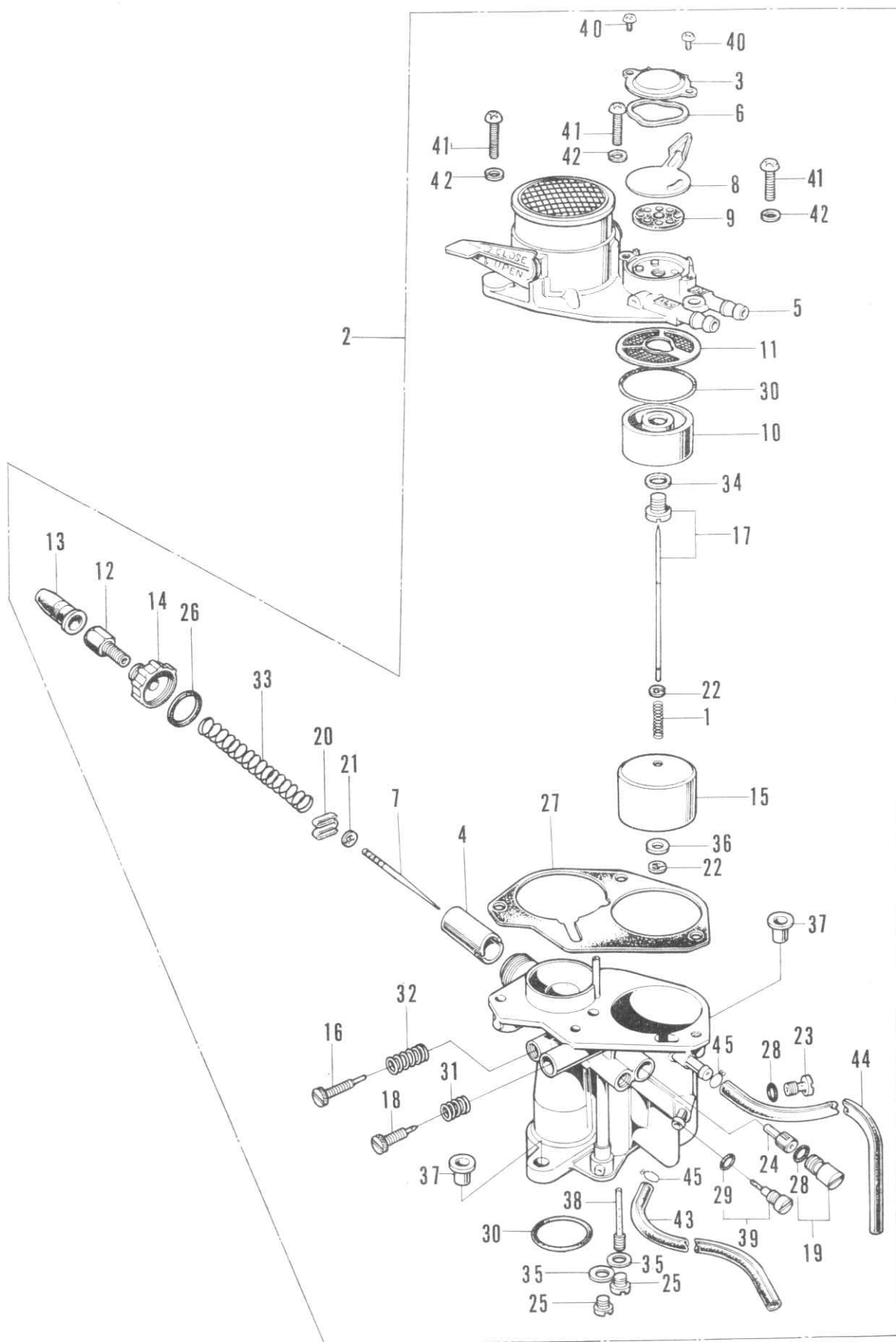


B086-14

E-15 Carburetor (KEIHIN SEIKI)

Ref. No.	Part No.	Description	Reqd. No. C70K1	Remarks
1	16050-086-004	SPRING, float	1	
2	16100-092-000	CARBURETOR ASSY.	1	
3	16111-001-004	COVER, cock	1	
4	16111-092-004	VALVE, throttle	1	
5	16112-040-024	COVER, float chamber.....	1	
6	16113-001-004	SPRING, cock lever	1	
7	16151-001-004	NEEDLE, jet	1	
8	16114-001-004	LEVER, cock	1	
9	16115-001-004	PACKING, cock.....	1	
10	16116-001-004	CAP, fuel strainer	1	
11	16117-001-004	SCREEN, fuel strainer	1	
12	16118-040-004	ADJUSTER, cable	1	
13	16118-086-004	CAP, rubber.....	1	
14	16119-040-004	TOP	1	
15	16122-001-004	FLOAT	1	
16	16122-086-004	SCREW, stop	1	
17	16125-040-004	VALVE-SET, float	1	
18	16137-086-004	SCREW, adjust	1	
19	16139-040-004	HOLDER, needle jet.....	1	
20	16156-041-004	PLATE, needle clip	1	
21	16157-041-004	CLIP, bar	1	
22	16157-259-004	CLIP, bar (6 ϕ ×1.6)	2	
23	16162-304-004	SCREW, drain.....	1	
24	16164-092-004	JET, needle	1	
25	16164-259-004	SCREW, plug	2	

E-15 Carburetor (KEIHIN SEIKI)

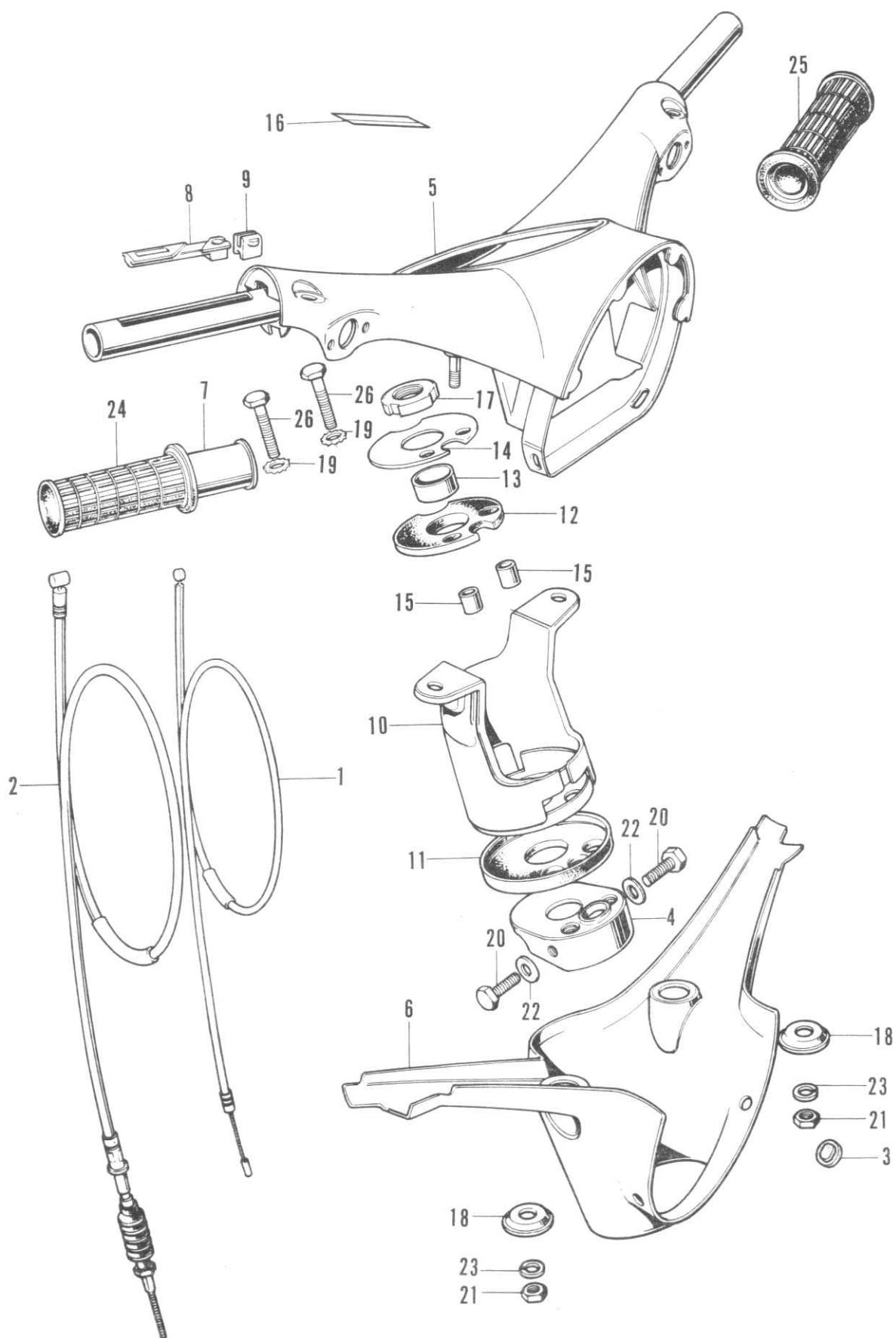


B086-14

E-15 Carburetor (KEIHIN SEIKI)

Ref. No.	Part No.	Description	Reqd. No. C70K1	Remarks
26	16171-040-004	WASHER, top.....	1	
27	16172-040-014	WASHER, float chamber.....	1	
28	16175-001-004	O-RING, 4.47×1.7	2	
29	16175-260-004	O-RING, 2.8×1.9	1	
30	16176-001-004	O-RING, 23×2.4	2	
31	16181-001-004	SPRING, air screw	1	
32	16181-250-004	SPRING, throttle stop	1	
33	16185-001-004	SPRING, throttle	1	
34	16188-001-004	WASHER, fiber, 7.2×1.1.....	1	
35	16188-040-004	WASHER, 7.2×0.5	2	
36	16188-041-004	WASHER, 2.5×2.3	1	
37	16196-040-004	RING, insulator	2	
38	99114-040-0681	JET, main (#68)	(1)	
	99114-040-0701	JET, main (#70)	(1)	
	99114-040-0721	JET, main (#72 STD.)	1	
	99114-040-0751	JET, main (#75)	(1)	
	99114-040-0781	JET, main (#78)	(1)	
39	99124-041-0351	JET, slow (#35 STD.)	1	
	99124-041-0381	JET, slow (#38)	(1)	
	99124-041-0401	JET, slow (#40)	(1)	
40	93500-03005-0A	SCREW, pan, 3×5.....	2	
41	93500-05016-0A	SCREW, pan, 5×16	3	
42	94111-05000	WASHER, spring, 5 mm	3	
43	95001-35270-40	TUBE, fuel, 3.5×270.....	1	
44	95001-35300-40	TUBE, fuel, 3.5×300.....	1	
45	95002-02070	CLIP, fuel tube	2	

F-1 Steering Handle

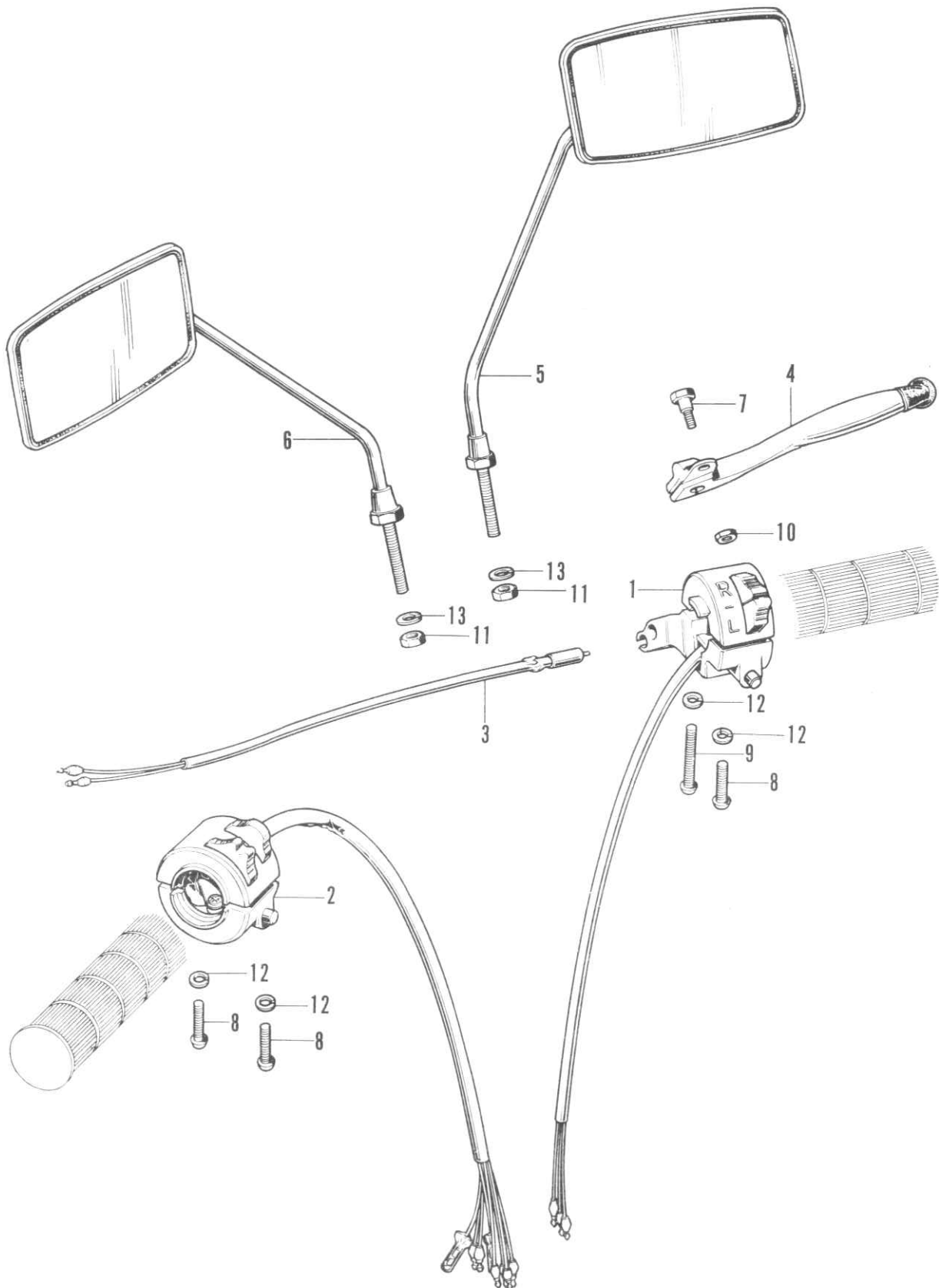


092-07

F-1 Steering Handle

Ref. No.	Part No.	Description	Reqd. No. C70K1	Remarks
1	17910-086-000	WIRE, throttle.....	1	
2	45450-086-000	CABLE COMP., front brake	1	
3	50317-254-000	PLUG, useless hole	1	
4	51102-041-020FB	PLATE, fork top (Strato blue metallic)	1	
	51102-041-020FS	PLATE, fork top (Poppy yellow metallic)	1	
	51102-041-020Z	PLATE, fork top (Base coating)	(1)	
5	53100-092-670FB	HANDLE COMP., steering (Strato blue metallic)	1	
	53100-092-670FS	HANDLE COMP., steering (Poppy yellow metallic)	1	
	53100-092-670Z	HANDLE COMP., steering (Base coating)	(1)	
6	53120-092-670FB	COVER, handle under (Strato blue metallic) ...	1	
	53120-092-670FS	COVER, handle under (Poppy yellow metallic)...	1	
7	53141-034-000	PIPE, throttle grip.....	1	
8	53161-033-000	HINGE, throttle wire	1	
9	53162-001-020	HOLDER, throttle wire outer	1	
10	53231-086-000FB	PLATE, fork top bridge (Strato blue metallic)...	1	
	53231-086-000FS	PLATE, fork top bridge (Poppy yellow metallic)	1	
	53231-086-000Z	PLATE, fork top bridge (Base coating)	(1)	
11	53232-086-000	SEAT A, top bridge rubber	1	
12	53233-086-000	SEAT B, top bridge rubber	1	
13	53234-086-000	COLLAR, steering stem	1	
14	53235-086-000	WASHER, top bridge	1	
15	53236-086-000	COLLAR, top bridge	2	
16	87560-323-670A	MARK, drive caution (White)	1	
	87560-323-670B	MARK, drive caution (Black).....	1	
17	90304-030-000	NUT, steering head stem.....	1	
18	90518-086-000	WASHER, handle setting	2	
19	90552-001-000	WASHER, toothed.....	2	
20	92000-08016-0A	BOLT, hex., 8×16.....	2	
21	94001-08000-0S	NUT, hex., 8 mm	2	
22	94101-08000	WASHER, plain, 8 mm.....	2	
23	94111-08000	WASHER, spring, 8 mm	2	
24	95011-11100	GRIP A, right handle	1	
25	95011-11200	GRIP A, left handle	1	
26	95300-08028	BOLT, hex., 8×28.....	2	

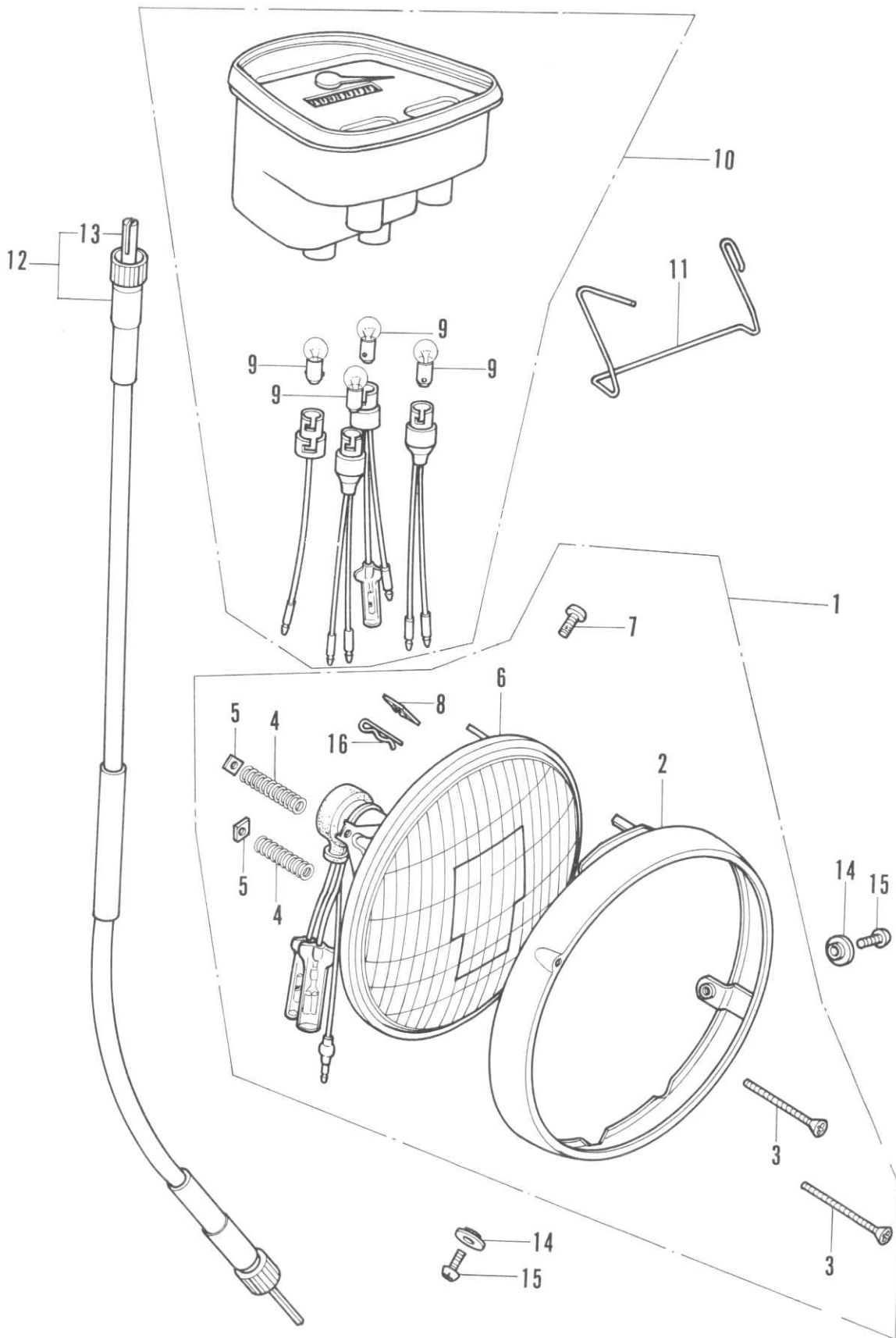
F-2 Winker & Lighting Switch



F-2 Winker & Lighting Switch

Ref. No.	Part No.	Description	Reqd. No. C70K1	Remarks
1	35250-092-671	SWITCH ASSY., starter button winker (TOYO DENSO)	1	
2	35300-092-672	SWITCH ASSY., horn lighting dimmer..... (TOYO DENSO)	1	
3	35340-086-003	SWITCH COMP., front stop (TOYO DENSO)	1	
4	53175-086-003	LEVER, right steering handle (TOYO DENSO)	1	
5	88110-086-000	MIRROR COMP., back, right	1	
6	88120-086-810	MIRROR COMP., back, left	1	
7	90114-001-000	BOLT, handle lever pivot	1	
8	93500-05020-0A	SCREW, pan, 5×20	3	
9	93500-05032-0A	SCREW, pan 5×32	1	
10	94001-06000	NUT, hex., 6 mm	1	
11	94001-08000-0S	NUT, hex., 8 mm	2	
12	94111-05000	WASHER, spring, 5 mm	4	
13	94111-08000	WASHER, spring, 8 mm	2	

F-3 Head Light · Speedometer

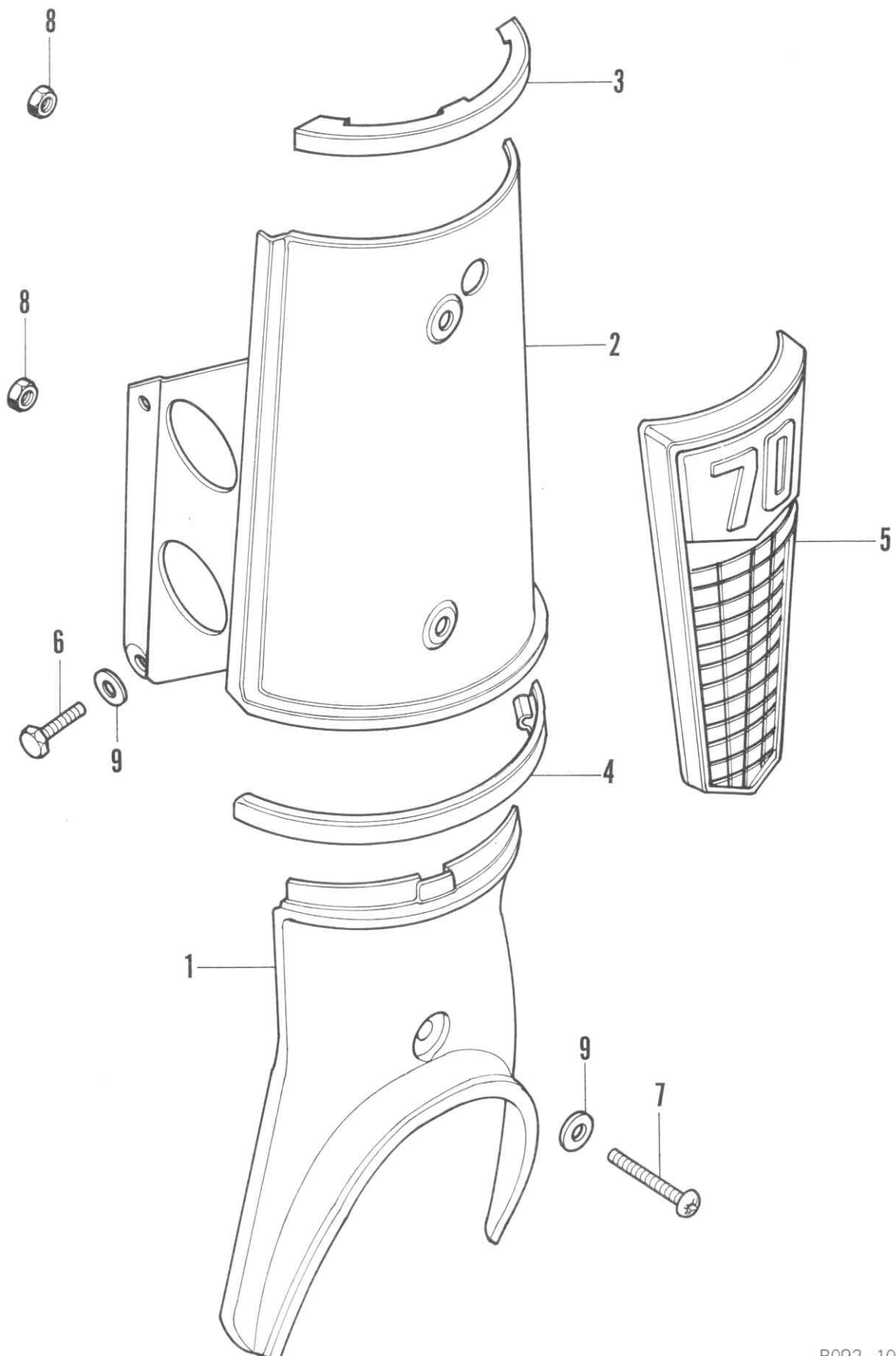


B092-09

F-3 Head Light • Speedometer

Ref. No.	Part No.	Description	Reqd. No. C70K1	Remarks
1	33100-092-671	LIGHT ASSY., head (6V 25/25W, STANLEY)...	1	
2	33101-087-761	RIM, head light	1	
3	33102-087-761	SCREW, beam adjust	2	
4	33107-030-003	SPRING, beam adjust	2	
5	33117-092-671	NUT, beam adjust	2	
6	33120-092-671	UNIT, head light	1	
7	33125-087-761	SCREW, unit holder	1	
8	33128-292-670	NUT, unit holder	1	
9	34908-230-000	BULB, speedometer (6V 1.5W)	4	
10	37200-092-671	SPEEDOMETER ASSY. (Mile, NIPPON SEIKI)	1	
11	37244-086-000	SPRING, speedometer	1	
12	44830-041-000	CABLE COMP., speedometer.....	1	
13	44831-041-000	CABLE, speedometer inner.....	1	
14	90520-041-010	WASHER, head light setting	2	
15	93500-05012-0A	SCREW, pan, 5×12	2	
16	94251-05000	PIN, lock, 5mm	1	

F-4 Top Cover

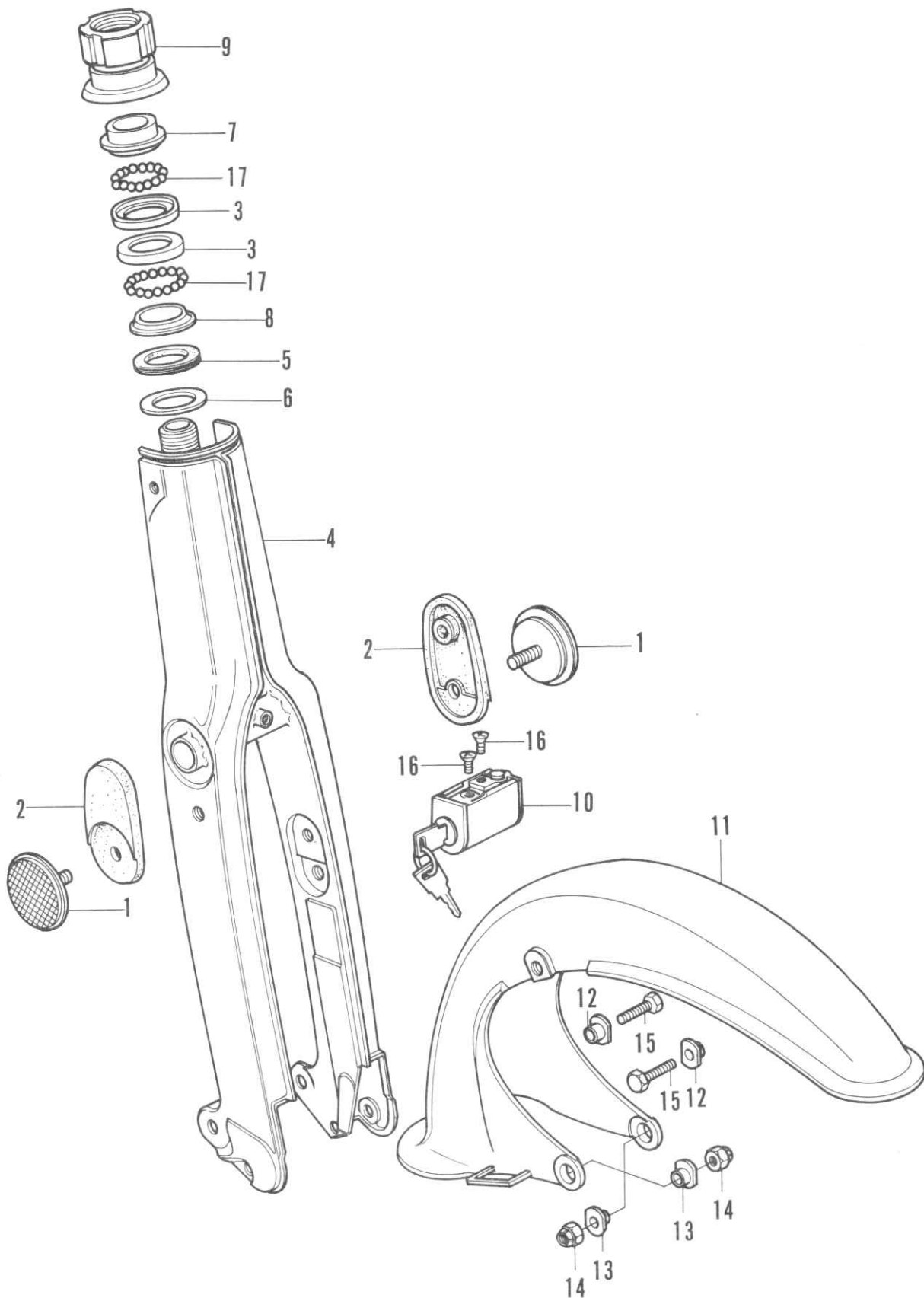


B092-10

F-4 Top Cover

Ref. No.	Part No.	Description	Reqd. No. C70K1	Remarks
1	61150-086-000FB	COVER, fork center (Strato blue metallic)	1	
	61150-086-000FS	COVER, fork center (Poppy yellow metallic) ...	1	
2	64310-086-000FB	COVER, fork top (Strato blue metallic)	1	
	64310-086-000FS	COVER, fork top (Poppy yellow metallic)	1	
	64310-086-000Z	COVER, fork top (Base coating)	(1)	
3	64320-086-300	ORNAMENT, top cover upper	1	
4	64321-086-300	ORNAMENT, top cover under	1	
5	87130-092-670	EMBLEM, top cover	1	
6	92000-06012	BOLT, hex., 6×12	2	
7	93500-06032	SCREW, pan, 6×32	1	
8	94002-04000-0S	NUT, hex., 4 mm	2	
9	94101-06000	WASHER, plain, 6 mm	3	

F-5 Front Fork · Front Fender

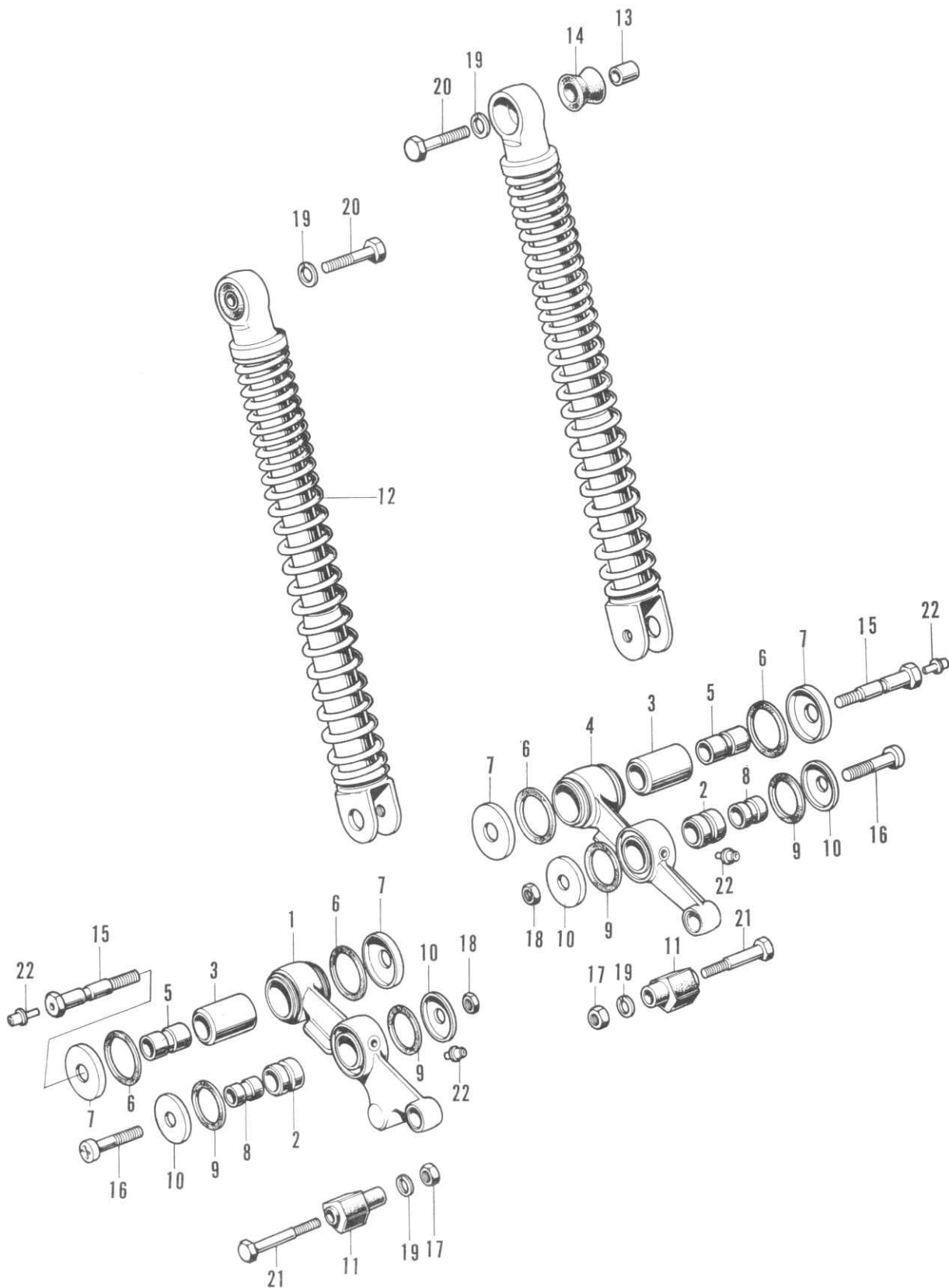


B092-11

F-5 Front Fork • Front Fender

Ref. No.	Part No.	Description	Reqd. No. C70K1	Remarks
1	33741-340-670	REFLEX REFLECTOR, front	2	
2	33742-092-670	BASE, front reflector	2	
3	50301-041-305	RACE, steering ball	2	
4	51100-092-670FB	FORK COMP., front (Strato blue metallic)	1	
	51100-092-670FS	FORK COMP., front (Poppy yellow metallic) ...	1	
	51100-092-670Z	FORK COMP., front (Base coating)	(1)	
5	53214-001-010	SEAL, steering head dust	1	
6	53215-001-000	WASHER, steering head dust seal	1	
7	53216-030-305	RACE, steering top cone.....	1	
8	53217-030-305	RACE, steering bottom cone	1	
9	53220-041-010	THREAD COMP., steering head top	1	
10	53600-001-020	LOCK, steering handle.....	1	
11	61100-086-000FB	FENDER, front (Strato blue metallic).....	1	
	61100-086-000FS	FENDER, front (Poppy yellow metallic).....	1	
12	61117-041-010	METAL, front fender fixing	2	
13	61142-001-000	METAL, front fender under fixing	2	
14	90349-001-000	NUT, self lock, 8 mm	2	
15	92000-06016	BOLT, hex., 6×16.....	2	
16	93600-06012	SCREW, flat, 6×12	2	
17	96211-06000	BALL, steel, #6	42	

F-6 Front Cushion



B086-20

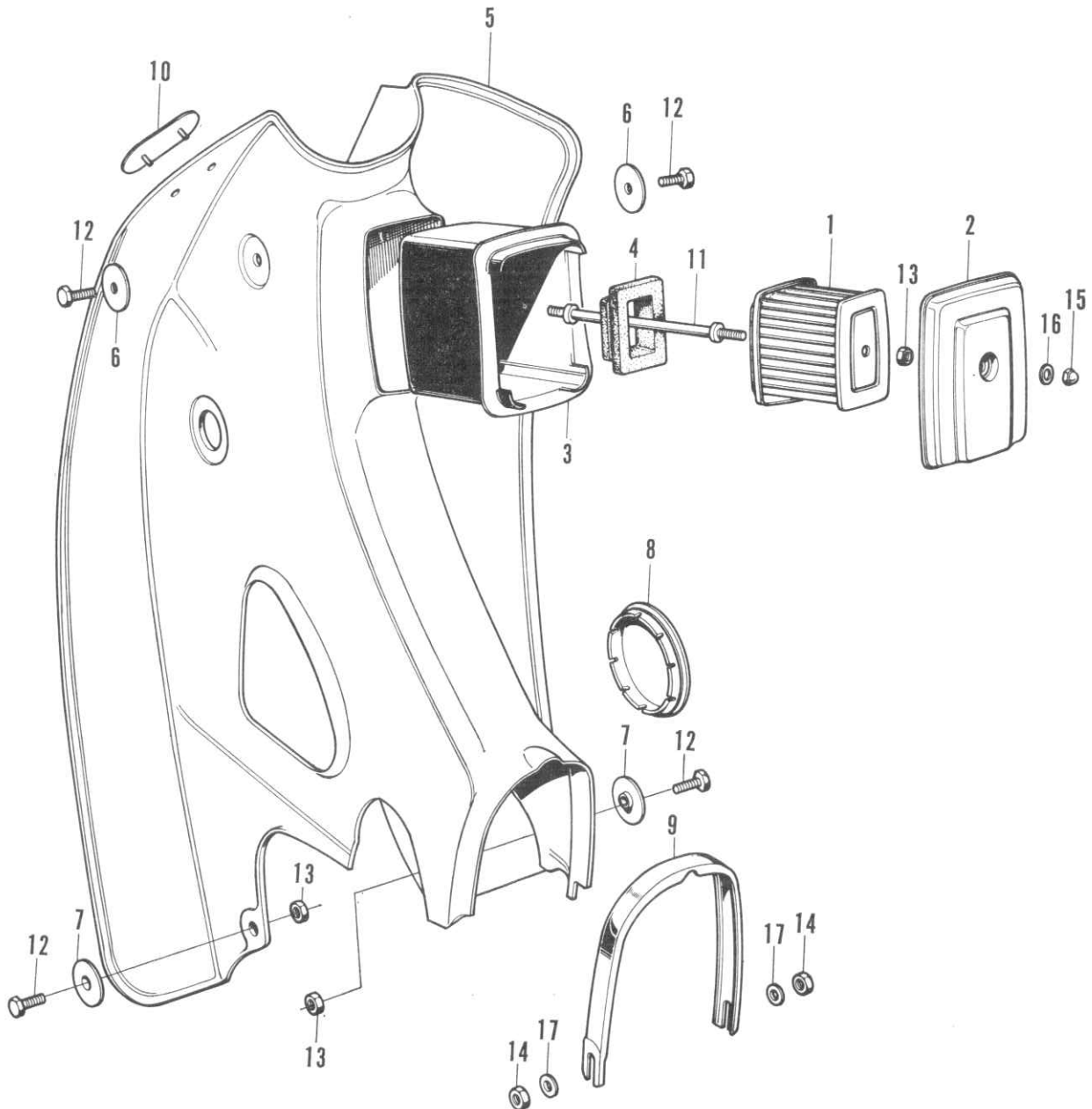
F-6 Front Cushion

Ref. No.	Part No.	Description	Reqd. No. C70K1	Remarks
1	51310-041-000	ARM, right front suspension	1	
2	51311-041-000	BUSH, front cushion under	2	
3	51312-041-000	BUSH, front arm pivot	2	
4	51320-041-000	ARM, left front suspension.....	1	
5	51331-041-000	COLLAR, front arm pivot	2	
6	51332-001-000	DUST-SEAL, front arm pivot	4	
7	51333-001-000	CAP, front arm pivot dust-seal	4	
8	51334-041-000	COLLAR, front cushion under distance	2	
9	51335-001-000	DUST-SEAL, front cushion under	4	
10	51336-001-000	CAP, front cushion under dust-seal	4	
11	51351-041-010	STOPPER, front arm rebound	2	
12	51400-086-003	CUSHION ASSY., front (SHOWA).....	2	
	51400-086-005	CUSHION ASSY., front (YANAGISAWA)	2	
13	51486-086-000	COLLAR, rubber bush.....	2	
14	51489-086-000	BUSH, rubber	2	
15	90125-041-000	BOLT, front arm pivot.....	2	
16	90149-041-010	BOLT, front cushion under	2	
17	94001-08000-0S	NUT, hex., 8 mm	2	
18	94002-08000-0S	NUT, hex., 8 mm	2	
19	94111-08000	WASHER, spring, 8 mm	4	
20	95300-08032	BOLT, hex., 8×32	2	
21	95300-08050	BOLT, hex., 8×50	2	
22	96201-30000	NIPPLE, grease, 4.5φ	4	

F-7 Front Wheel

Ref. No.	Part No.	Description	Reqd. No. C70K1	Remarks
1	42701-001-050	RIM, rear wheel.....	1	
2	44301-041-680	AXLE, front wheel.....	1	
3	44311-041-000	COLLAR, front wheel side.....	1	
4	44601-111-770	HUB, front wheel	1	
5	44618-001-020	SPOKE A.....	18	
8	44620-051-000	COLLAR, front axle distance.....	1	
7	97351-2116412	SPOKE B.....	18	
8	44711-041-000	TIRE, front wheel (2.25-17)	1	
9	44712-001-000	TUBE, wheel (2.25-17).....	1	
10	44713-001-000	FLAP, tire	1	
11	44806-001-000	GEAR, speedometer	1	
12	45100-041-010	PANEL, front brake	1	
13	45120-001-010	SHOE, brake	1	
14	45131-041-000	CAM, front brake	1	
15	45133-028-000	SPRING, brake shoe.....	1	
16	45410-051-000	ARM, front brake	1	
17	45411-086-000	SPRING, front brake arm return	1	
18	45436-001-000	NUT, front brake arm setting	1	
19	45437-001-000	SPRING, front brake arm	1	
20	45461-001-000	JOINT, front brake arm	1	
21	45462-028-000	NUT, front brake adjust	1	
22	90525-001-000	WASHER, brake arm	1	
23	90752-035-000	OIL-SEAL, 21357	1	
24	91251-001-020	OIL-SEAL, 45587	1	
25	92000-06025	BOLT, hex., 6×25	1	
26	94011-10000	NUT, castle, 10 mm	1	
27	94201-20220	PIN, split, 2.0	1	
28	96100-63000	BEARING, ball, 6300	1	
29	96140-63000	BEARING, ball, 6300R.....	1	

F-8 Front Cover · Air Cleaner

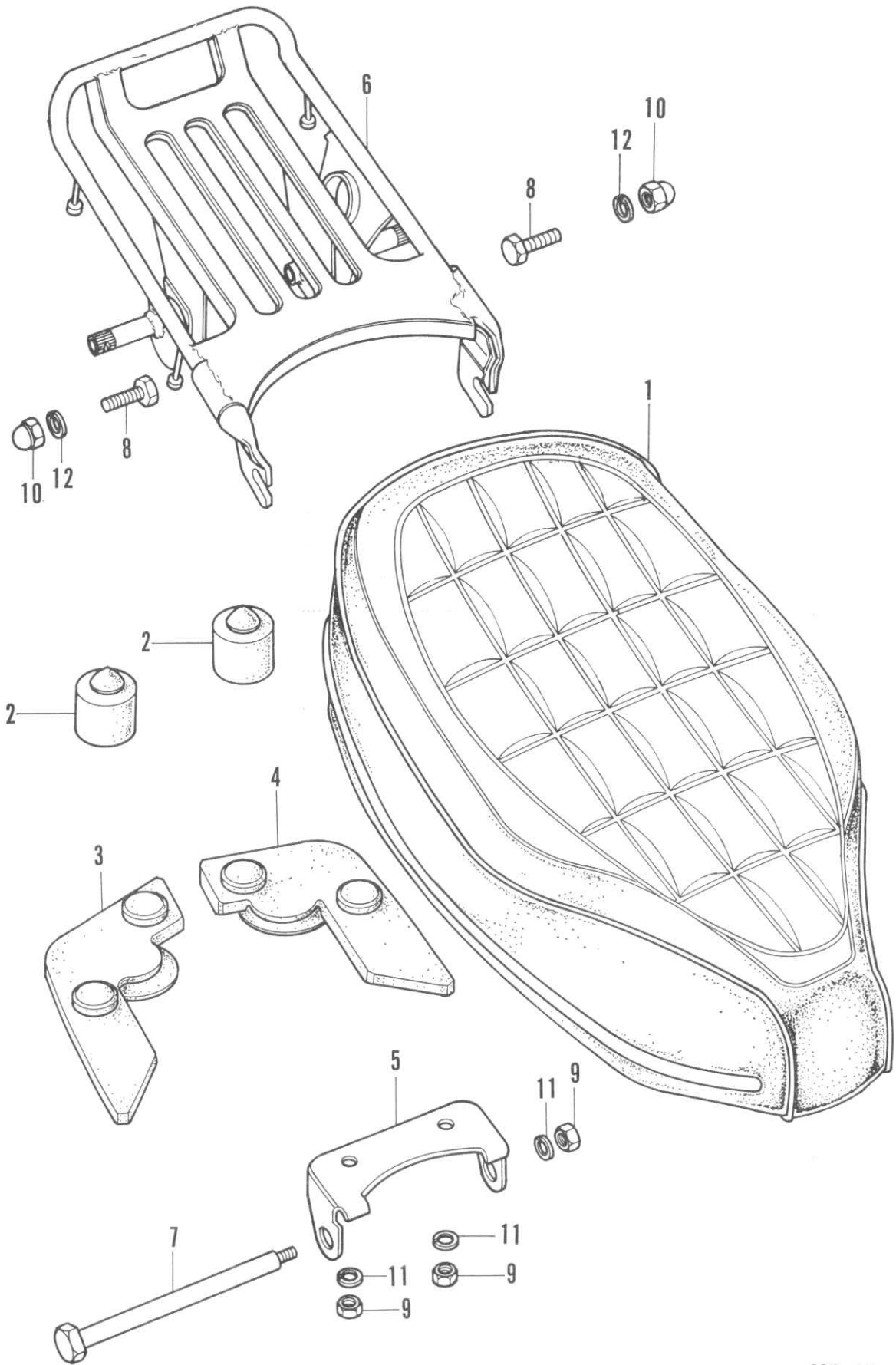


092-12

F-8 Front Cover · Air Cleaner

Ref. No.	Part No.	Description	Reqd. No. C70K1	Remarks
1	17211-041-005	ELEMENT, air cleaner (TOYO ROKI)	1	
2	17220-086-000WF	COVER, air cleaner (Ceramic white)	1	
3	17221-041-010B	CASE, air cleaner (Black)	1	
4	17252-041-000	PACKING, air cleaner case	1	
5	64301-086-691WF	COVER, front (Ceramic white)	1	
6	64347-001-000	WASHER, front cover setting	2	
7	64348-086-000	WASHER, front cover fixing.....	2	
8	64365-040-000WF	CAP, front cover (Ceramic white)	1	
9	64370-086-000	BAND, front cover setting	1	
10	87102-086-000ES	EMBLEM, front cover (Red)	1	
	87102-086-000ET	EMBLEM, front cover (Blue).....	1	
11	90113-001-040	BOLT, air cleaner setting	1	
12	92000-06018	BOLT, hex., 6×18.....	4	
13	94001-06000	NUT, hex., 6 mm	3	
14	94001-08000-0S	NUT, hex., 8 mm	2	
15	94022-06020	NUT, hex., cap, 6 mm	1	
16	94101-06000	WASHER, plain, 6 mm	1	
17	94101-08000	WASHER, plain, 8 mm	2	

F-9 Seat · Sub Carrier

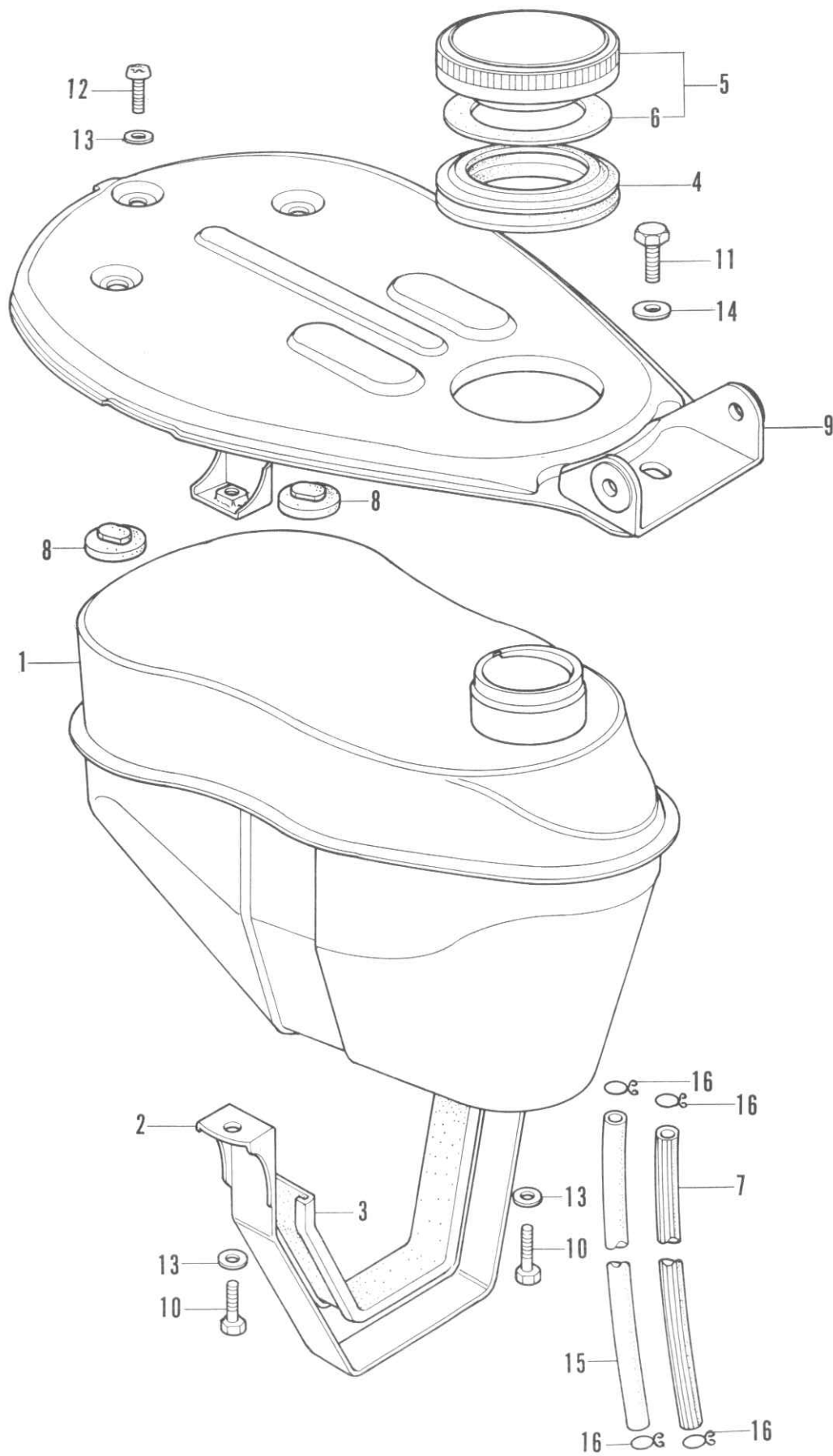


092-13

F-9 Seat · Sub Carrier

Ref. No.	Part No.	Description	Reqd. No. C70K1	Remarks
1	77200-092-670A	SEAT COMP., semi double (Black)	1	
2	77204-286-020	RUBBER A, seat setting	2	
3	77151-041-000	RUBBER, right seat stopper	1	
4	77152-041-000	RUBBER, left seat stopper	1	
5	77300-001-020B	BRACKET, seat (Black)	1	
6	81300-092-671	CARRIER, sub	1	
7	90101-001-010	PIN, seat hinge	1	
8	92000-08020-0A	BOLT, hex., 8×20	2	
9	94001-06000	NUT, hex., 6 mm	3	
10	94022-08000-0S	NUT, hex, cap, 8 mm	2	
11	94111-06000	WASHER, spring, 6 mm	3	
12	94111-08000	WASHER, spring, 8 mm	2	

F-10 Fuel Tank

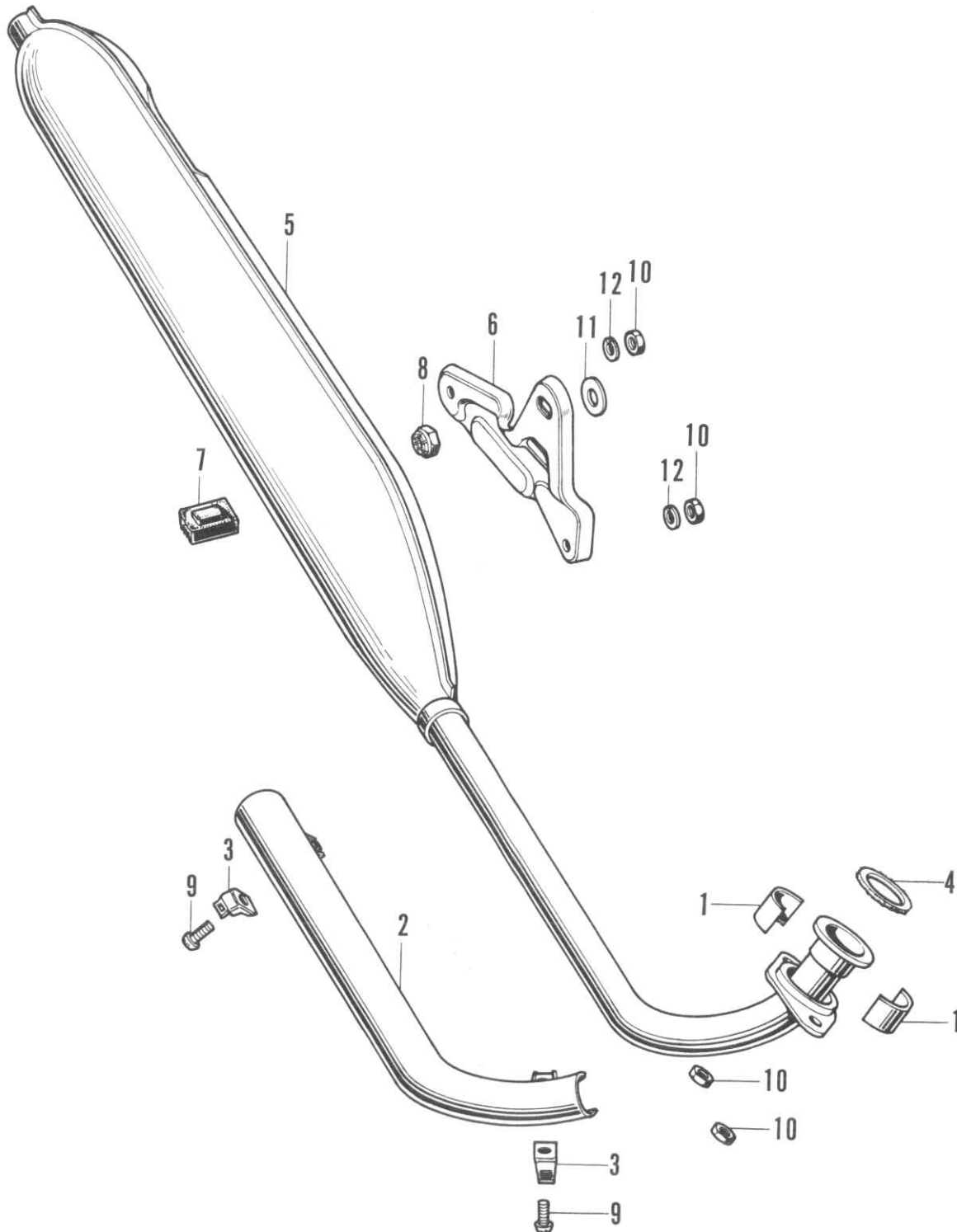


B092-14

F-10 Fuel Tank

Ref. No.	Part No.	Description	Reqd. No. C70K1	Remarks
1	17500-092-670	TANK COMP., fuel	1	
2	17503-092-670	BAND, fuel tank	1	
3	17504-092-670	CUSHION, fuel tank.....	1	
4	17512-086-010	PACKING, filler neck	1	
5	17620-041-000	CAP COMP., fuel filler	1	
6	17631-001-000	PACKING, fuel filler	1	
7	17681-086-000	TUBE, fuel reserve	1	
8	50543-283-000	RUBBER, side stand stopper	2	
9	50751-092-670FB	LID, frame body (Strato blue metallic)	1	
	50751-092-670FS	LID, frame body (Poppy yellow metallic)	1	
	50751-092-670Z	LID, frame body (Base coating).....	(1)	
10	92000-06020	BOLT, hex., 6×20	2	
11	92000-08016-0A	BOLT., hex., 8×16	1	
12	93500-06020	SCREW, pan, 6×12	1	
13	94101-06000	WASHER, plain, 6 mm.....	3	
14	94101-08000	WASHER, plain, 8 mm.....	1	
15	95001-55350-40	TUBE, fuel, 5.5×350.....	1	
16	95002-02100	CLIP, tube, B10	4	

F-11 Exhaust Muffler

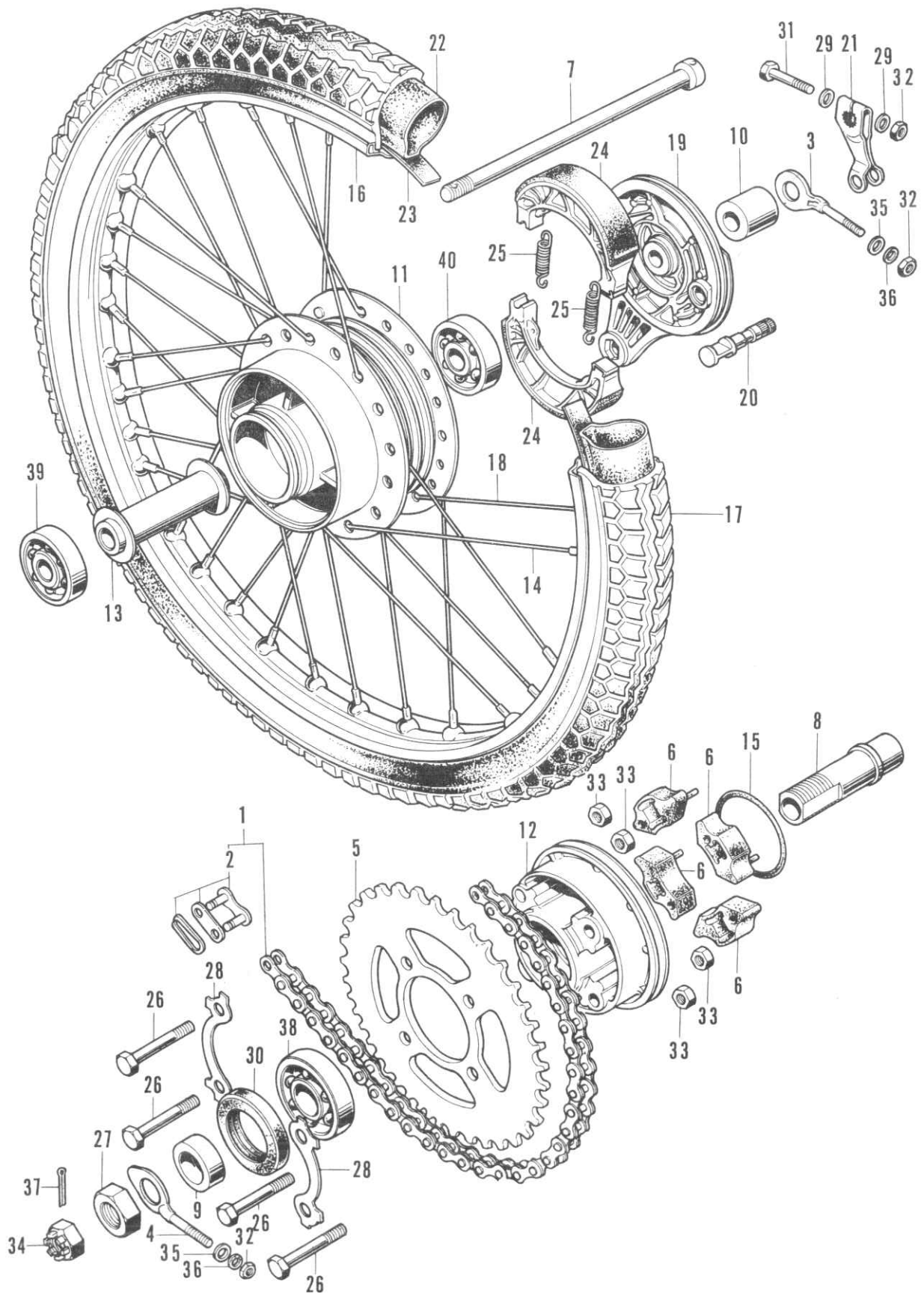


092-15

F-11 Exhaust Muffler

Ref. No.	Part No.	Description	Reqd. No. C70K1	Remarks
1	18233-041-000	COLLAR, exhaust pipe joint	2	
2	18240-040-010	COVER COMP., exhaust.....	1	
3	18272-220-000	BAND B, exhaust cover	2	
4	18291-001-010	GASKET, exhaust pipe	1	
5	18300-092-670	MUFFLER COMP., exhaust	1	
6	18315-041-000FB	STAY, muffler upper (Strato blue metallic)	1	
	18315-041-000FS	STAY, muffler upper (Poppy yellow metallic) ...	1	
	18315-041-000Z	STAY, muffler upper (Base coating)	(1)	
7	95011-61000	RUBBER A, stand stopper	1	
8	90351-268-000	NUT, self lock.....	1	
9	93500-05012-0A	SCREW, pan, 5×12	2	
10	94001-06000	NUT, hex., 6 mm	4	
11	94101-10000	WASHER, plain, 10 mm	1	
12	94111-06000	WASHER, spring, 6 mm	2	

F-12 Rear Wheel

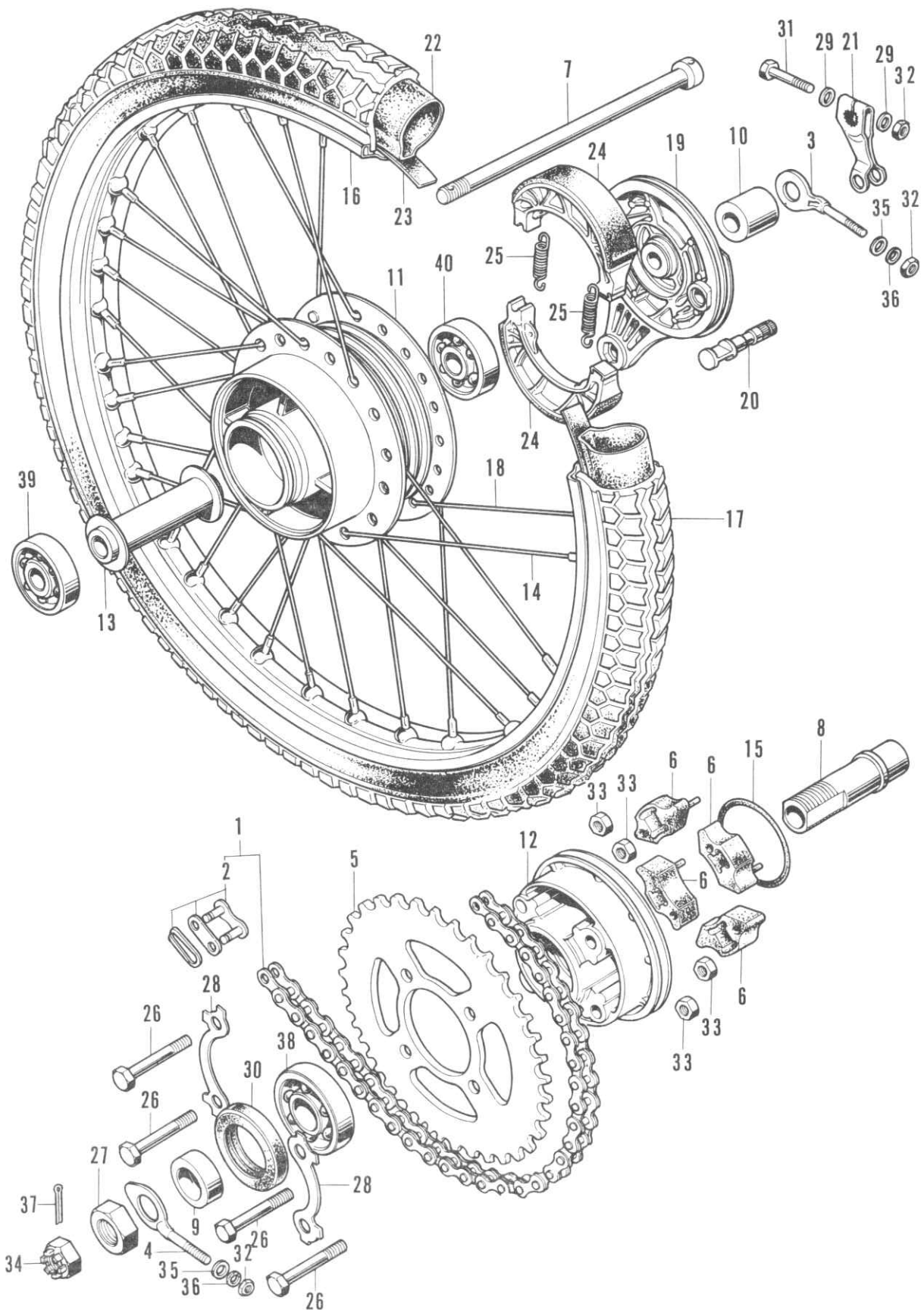


B086-26

F-12 Rear Wheel

Ref. No.	Part No.	Description	Reqd. No. C70K1	Remarks
1	40530-092-003	CHAIN, drive (96L) (DAIDO)	1	
2	40531-098-003	JOINT, drive chain (DID420) (DAIDO)	1	
3	40543-035-000	ADJUSTER, right drive chain	1	
4	40544-035-000	ADJUSTER, left drive chain	1	
5	41201-092-000	SPROCKET, final driven (36T).....	1	
6	41241-086-000	DAMPER, rear wheel	4	
7	42301-041-030	AXLE, rear wheel	1	
8	42303-041-000	SLEEVE, rear wheel axle	1	
9	42304-040-000	COLLAR, axle sleeve	1	
10	42313-041-000	COLLAR, rear brake panel side	1	
11	42601-102-670	HUB, rear wheel	1	
12	42610-041-000	FLANGE, final driven	1	
13	42620-001-010	COLLAR, rear axle distance	1	
14	42638-001-020	SPOKE B, rear	18	
15	42653-001-000	O-RING, 40.5×3	1	
16	42701-001-050	RIM, rear wheel.....	1	
17	42711-041-000	TIRE, rear wheel (2.25-17)	1	
18	42721-001-030	SPOKE A, rear	18	
19	43100-028-020	PANEL, rear brake	1	
20	43141-028-010	CAM, rear brake	1	
21	43410-041-020	ARM, rear brake	1	
22	44712-001-000	TUBE, wheel (2.25-17).....	1	
23	44713-001-000	FLAP, tire.....	2	
24	45120-001-010	SHOE, brake	2	
25	45133-028-000	SPRING, brake shoe.....	2	

F-12 Rear Wheel

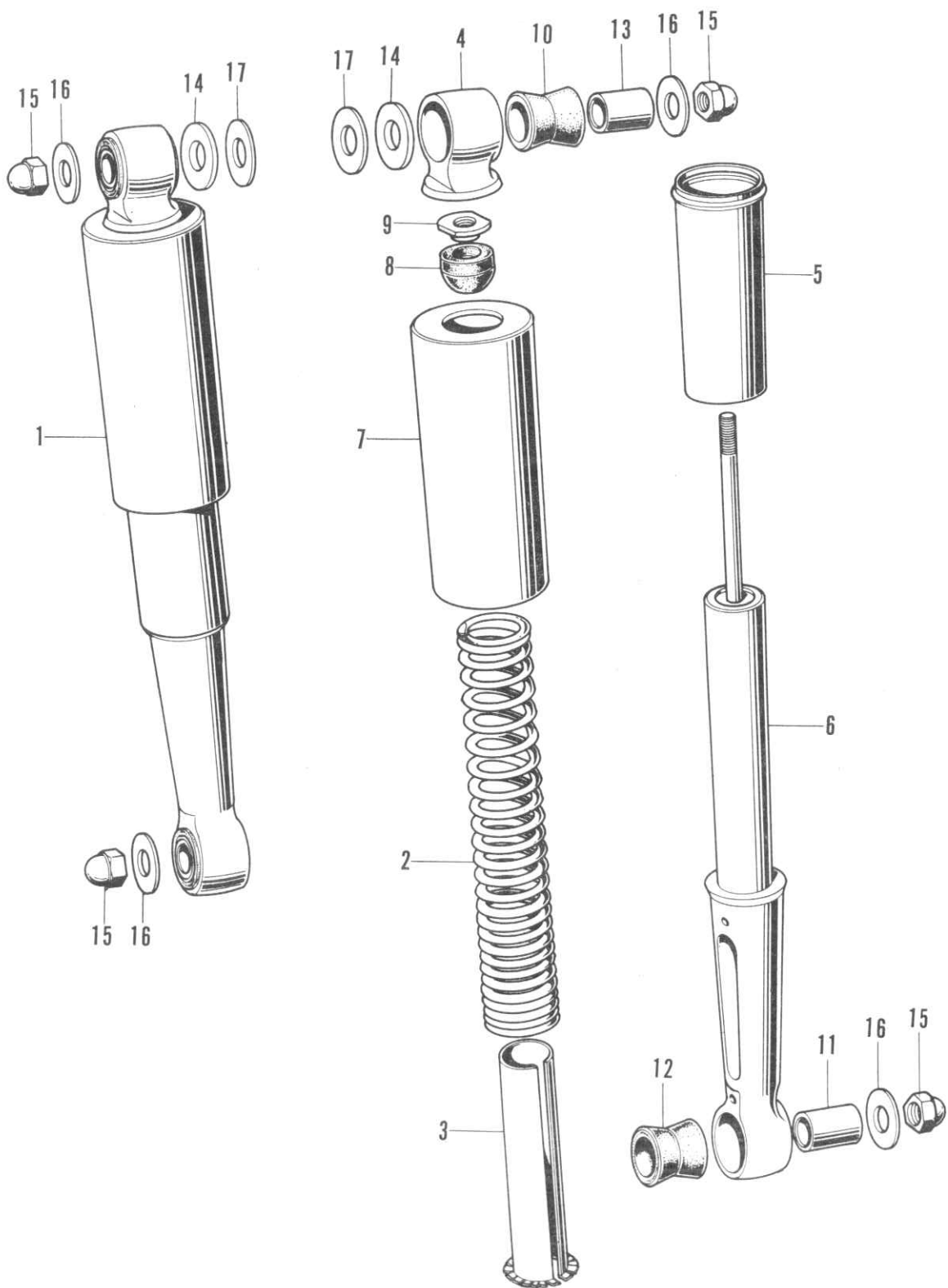


B086-26

F-12 Rear Wheel

Ref. No.	Part No.	Description	Reqd. No. C70K1	Remarks
26	90128-001-030	BOLT, driven sprocket setting	4	
27	90307-001-000	NUT, rear axle sleeve	1	
28	90522-001-000	WASHER, tongued, 8 mm	2	
29	90525-001-000	WASHER, rear brake arm	2	
30	90753-029-010	OIL-SEAL, 27406	1	
31	92000-06036	BOLT, hex., 6×36	1	
32	94001-06000	NUT, hex., 6 mm	3	
33	94001-08000	NUT, hex., 8 mm	4	
34	94011-12000-0S	NUT, castle, 12 mm	1	
35	94101-06000	WASHER, plain, 6 mm.....	2	
36	94111-06000	WASHER, spring, 6 mm	2	
37	94201-30250	PIN, split, 3.0×25	1	
38	96100-62030	BEARING, ball, 6203	1	
39	96100-63010	BEARING, ball, 6301	1	
40	96140-63010	BEARING, ball, 6301R.....	1	

F-13 Rear Cushion

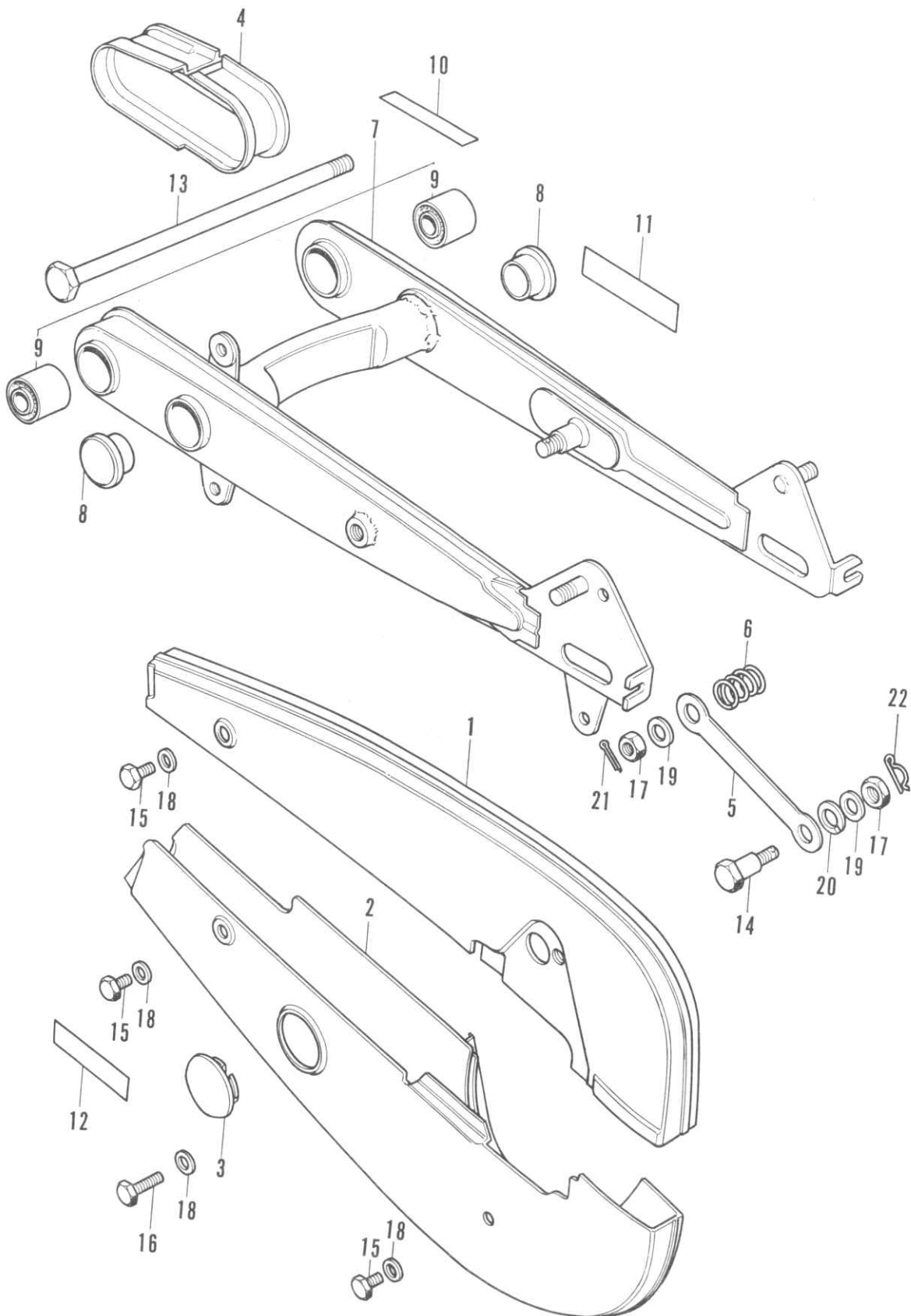


B086-28

F-13 Rear Cushion

Ref. No.	Part No.	Description	Reqd. No. C70K1	Remarks
1	52400-092-000FB	CUSHION ASSY., rear (Strato blue metallic) ...	2	
	52400-092-000FS	CUSHION ASSY., rear (Poppy yellow metallic)	2	
2	52401-040-000	SPRING, rear cushion	2	
3	52409-011-000	GUIDE, rear cushion spring	2	
4	52410-033-000	METAL, rear cushion upper	2	
5	52423-035-000	CASE, rear cushion bottom	2	
6	52450-035-305	DAMPER, rear	2	
7	52460-092-000FB	CASE, rear cushion upper (Strato blue metallic)	2	
	52460-092-000FS	CASE, rear cushion upper	2	
		(Poppy yellow metallic)		
8	52475-051-000	RUBBER, rear cushion stopper	2	
9	52481-051-000	NUT, rear cushion upper lock	2	
10	52485-001-020	BUSH, rear cushion upper rubber	2	
11	52486-035-000	COLLAR, rear cushion rubber bush	2	
12	52489-028-000	BUSH, rear cushion rubber	2	
13	52496-040-000	COLLAR, rear cushion upper rubber bush	2	
14	90555-001-000	WASHER, special, 12 mm	2	
15	94021-10000-0S	NUT, hex., cap, 10 mm	4	
16	94101-10000	WASHER, plain, 10 mm	4	
17	94101-12000	WASHER, plain, 12 mm	2	

F-14 Rear Fork · Chain Case

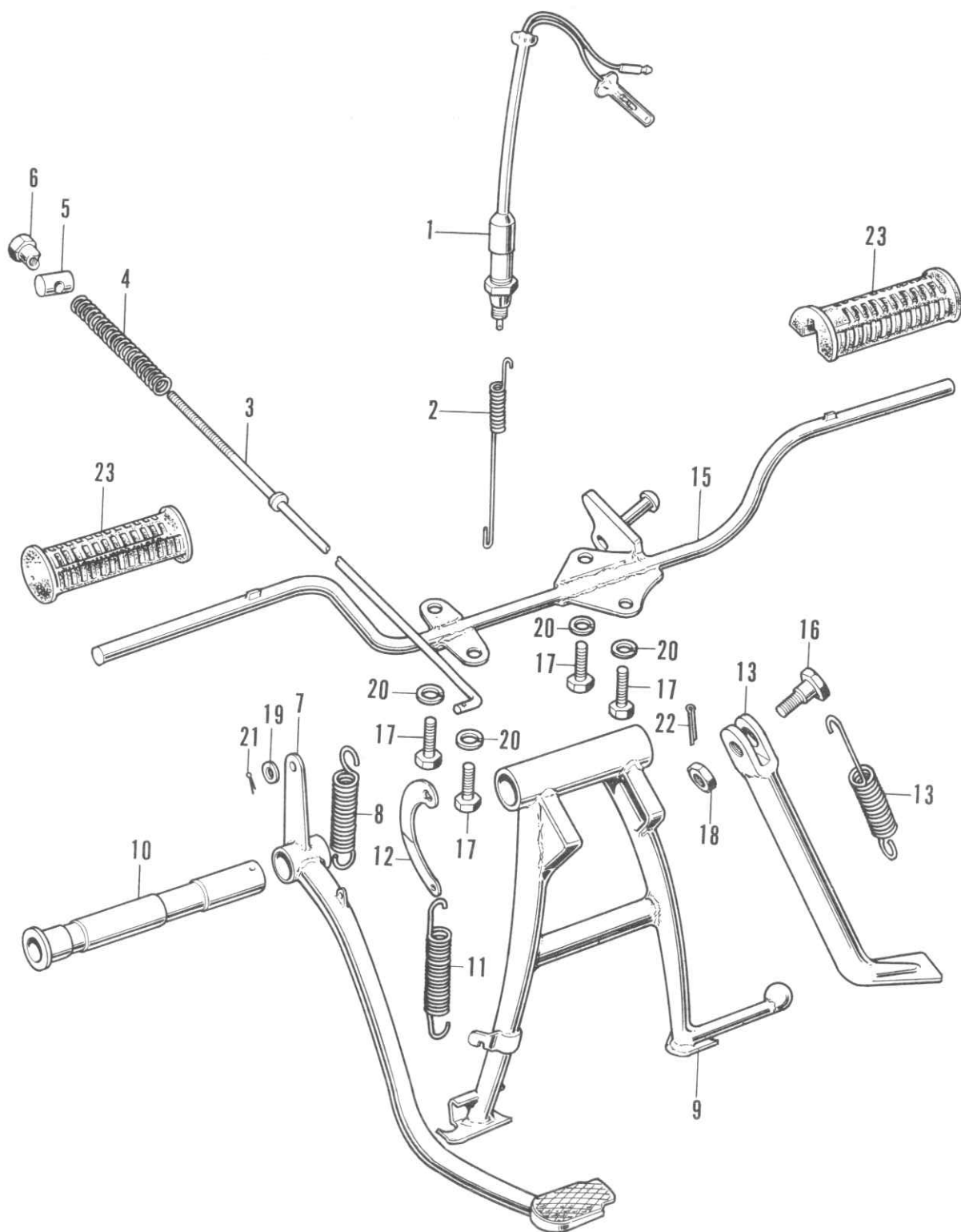


B086-43

F-14 Rear Fork · Chain Case

Ref. No.	Part No.	Description	Reqd. No. C70K1	Remarks
1	40510-040-000FB	CASE, drive chain upper half (Strato blue metallic)	1	
	40510-040-000FS	CASE, drive chain upper half (Poppy yellow metallic)	1	
	40510-040-000Z	CASE, drive chain upper half (Base coating) ...	(1)	
2	40520-040-000FB	CASE, drive chain under half (Strato blue metallic)	1	
	40520-040-000FS	CASE, drive chain under half (Poppy yellow metallic)	1	
	40520-040-000Z	CASE, drive chain under half (Base coating) ...	(1)	
3	40545-001-000B	CAP, chain case peep hole (Black)	1	
4	40591-041-000	PACKING, drive chain case	1	
5	43431-001-020	LINK, rear brake torque	1	
6	43434-250-000	SPRING, rear brake torque link	1	
7	52100-040-682FB	FORK COMP., rear (Strato blue metallic).....	1	
	52100-040-682FS	FORK COMP., rear (Poppy yellow metallic) ...	1	
	52100-040-682Z	FORK COMP., rear (Base coating)	(1)	
8	52161-001-010B	CAP, side, cross member (Black)	2	
9	52181-001-300	BUSH, rear fork pivot rubber	2	
10	87125-041-680	PLATE, name	1	
11	87504-028-670	MARK, muffler caution	1	
12	87505-092-670	MARK, tire caution	1	
13	90121-092-670	BOLT, rear fork pivot	1	
14	90127-001-010	BOLT, rear brake torque.....	1	
15	92000-06006	BOLT, hex., 6×6	3	
16	92000-06010	BOLT, hex., 6×10	1	
17	94001-08000-0S	NUT, hex., 8 mm	2	
18	94101-06000	WASHER, plain, 6 mm.....	4	
19	94101-08000	WASHER, plain, 8 mm.....	2	
20	94111-10000	WASHER, spring, 10 mm	1	
21	94201-20150	PIN, split, 2.0×15	1	
22	94251-08000	PIN, lock, 8 mm	1	

F-15 Main Stand · Step

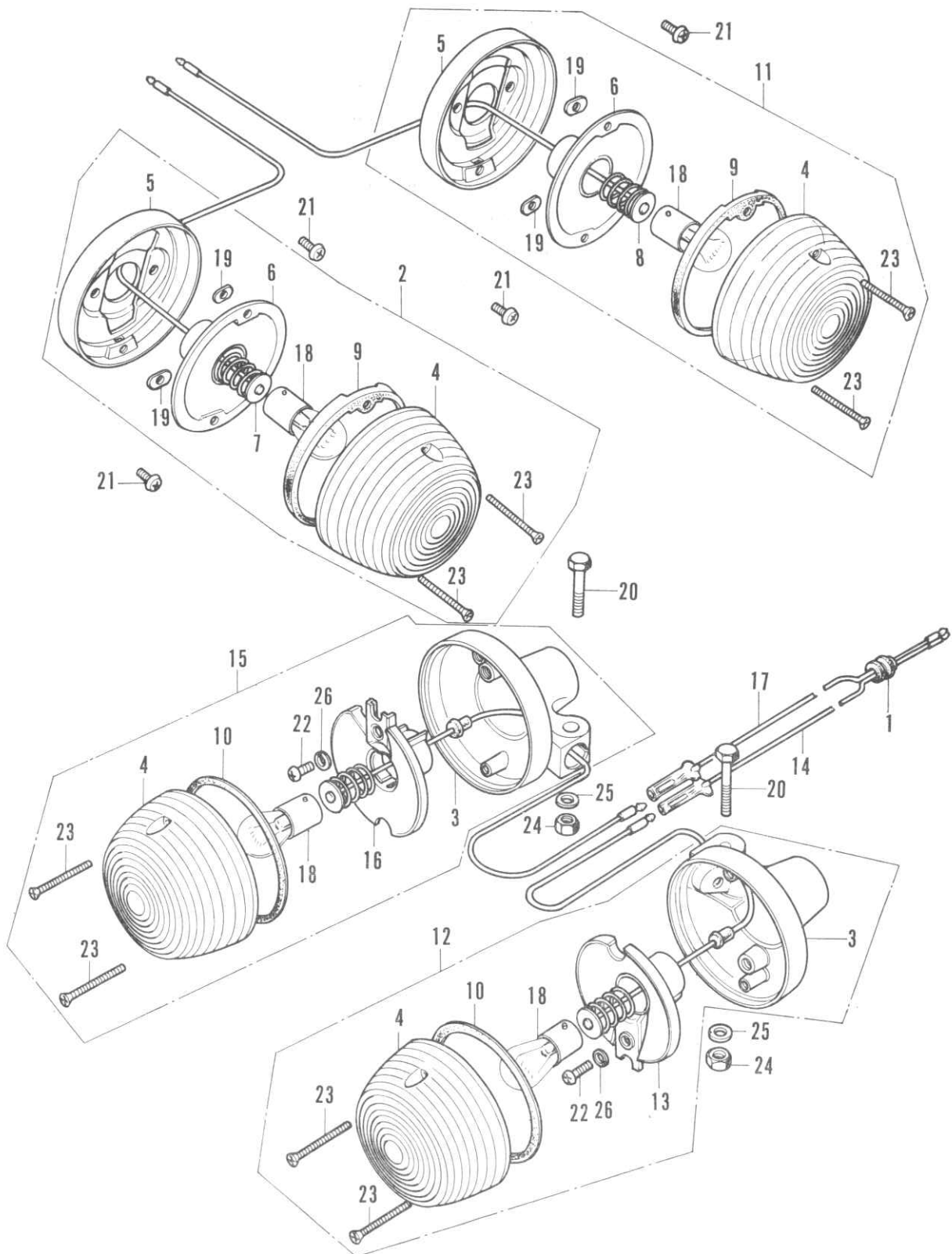


B086-30A

F-15 Main Stand · Step

Ref. No.	Part No.	Description	Reqd. No. C70K1	Remarks
1	35350-087-790	SWITCH ASSY., stop (TOYO DENSO)	1	
2	35357-041-000	SPRING, stop switch.....	1	
3	43450-041-000	ROD, brake	1	
4	43472-001-000	SPRING, rear brake rod	1	
5	45461-001-000	JOINT, front brake arm	1	
6	45462-028-000	NUT, front brake adjusting.....	1	
7	46500-086-000	PEDAL COMP., brake.....	1	
8	46514-041-000	SPRING, brake pedal	1	
9	50500-041-670B	STAND COMP., main (Black)	1	
10	50512-041-000	PIPE, rear brake pivot.....	1	
11	50522-041-000	SPRING, main stand.....	1	
12	50523-041-000	HOOK, main stand spring	1	
13	50530-086-000B	BAR COMP., side stand (Black)	1	
14	50542-046-750	SPRING, side stand	1	
15	50610-087-790B	BAR COMP., step (Black)	1	
16	90108-223-000	SCREW, side stand pivot.....	1	
17	92000-08020-0A	BOLT, hex., 8×20	4	
18	94002-10000-0S	BOLT, hex., 10 mm	1	
19	94101-06000	WASHER, plain, 6 mm.....	1	
20	94111-08000	WASHER, spring, 8 mm	4	
21	94201-16150	PIN, cotter, 1.6×15	1	
22	94201-30250	PIN, cotter, 3.0×25	1	
23	95011-21000	RUBBER A, step	2	

F-16 Winker (STANLEY)

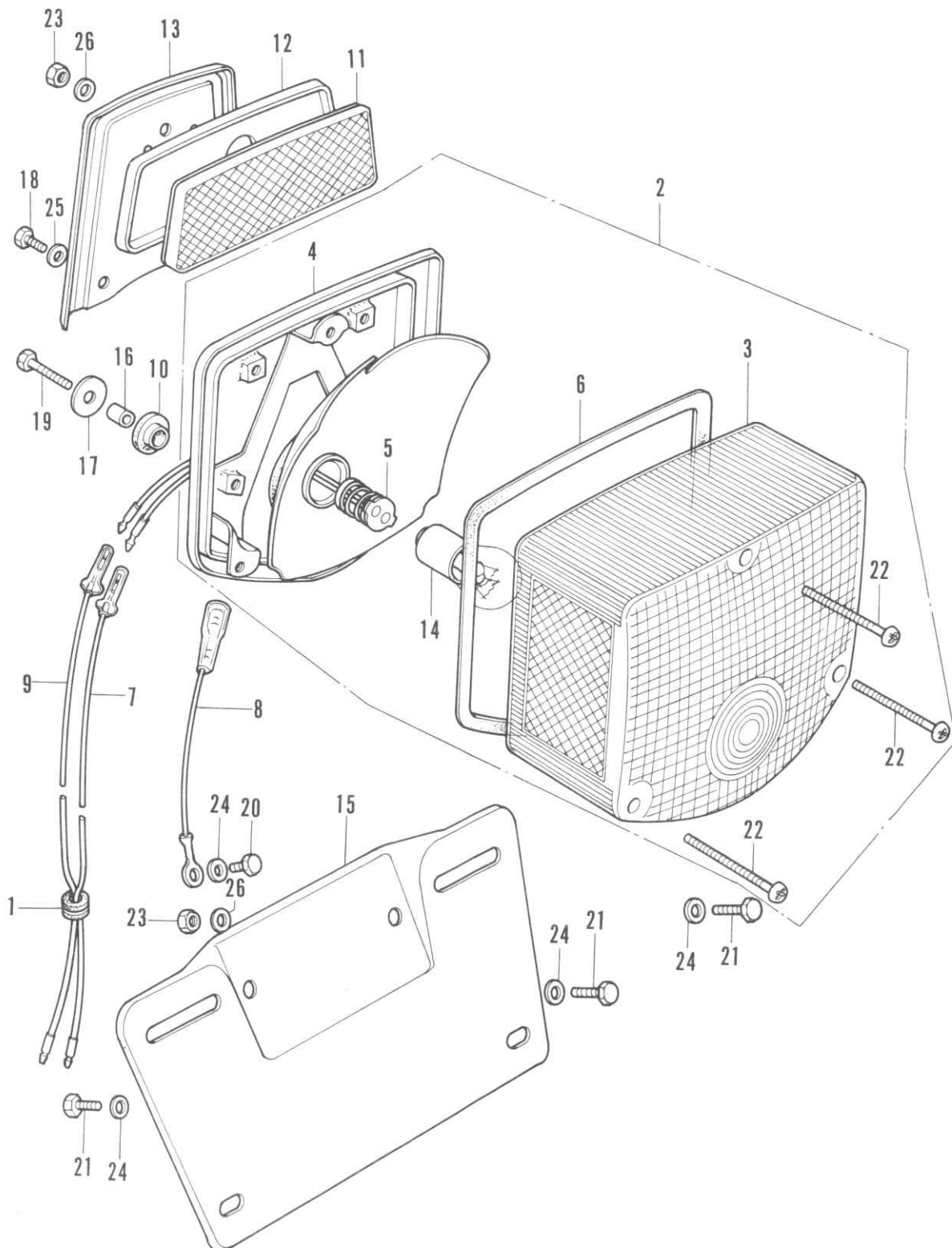


B092-16

F-16 Winker (STANLEY)

Ref. No.	Part No.	Description	Reqd. No. C70K1	Remarks
1	32982-011-000	GROMMET, tail light cord.....	1	
2	33400-092-671	WINKER ASSY., right front.....	1	
3	33401-292-003	BASE, winker	2	
4	33402-268-671	LENS, winker	4	
5	33411-092-671	BASE COMP., front winker	2	
6	33415-092-671	SOCKET COMP., front winker.....	2	
7	33418-087-761	CORD COMP., right front winker	1	
8	33419-087-761	CORD COMP., left front winker	1	
9	33443-087-761	PACKING, winker lens	2	
10	33443-268-671	PACKING, winker lens	2	
11	33450-092-671	WINKER ASSY., left front	1	
12	33600-056-671	WINKER ASSY., right rear	1	
13	33610-056-671	SOCKET COMP., right rear winker	1	
14	33617-041-670	SUB-CORD, right rear winker	1	
15	33650-056-671	WINKER ASSY., left rear	1	
16	33660-056-671	SOCKET COMP., left rear winker	1	
17	33667-041-670	SUB-CORD, left rear winker.....	1	
18	34905-056-671	BULB, winker (6V 18W).....	4	
19	90310-041-000	WASHER, special, 3 mm.....	4	
20	93100-06028-0B	BOLT, hex., 6×28	2	
21	93500-04008-0A	SCREW, pan, 4×8.....	4	
22	93500-05008-0A	SCREW, pan, 5×8.....	2	
23	93700-03025-0A	SCREW, oval, 3×25	8	
24	94001-06000	NUT, hex., 6 mm	2	
25	94101-06000	WASHER, plain, 6 mm.....	2	
26	94111-05000	WASHER, spring, 5 mm	2	

F-17 Tail Light (STANLEY)

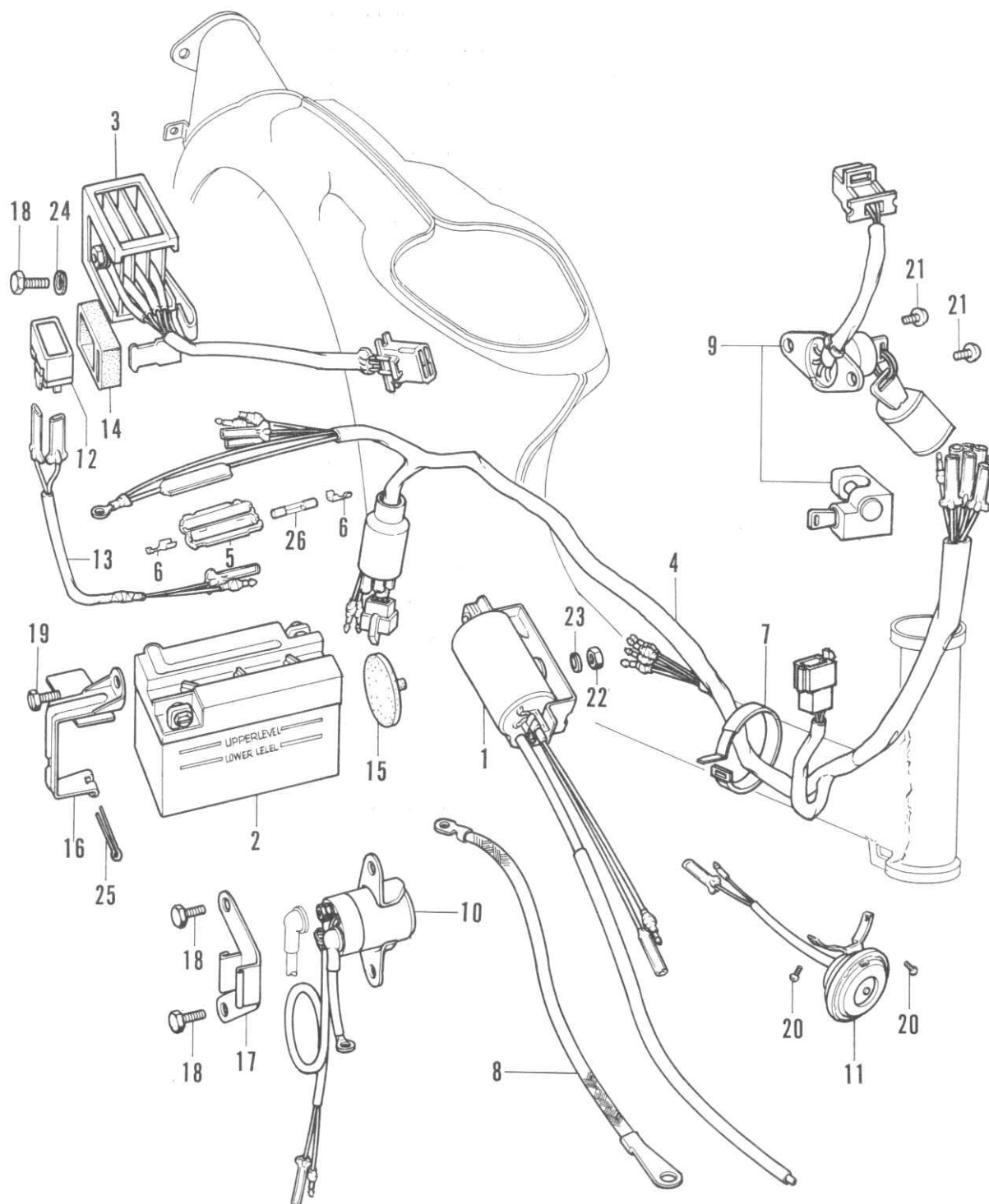


B092-17

F-17 Tail Light (STANLEY)

Ref. No.	Part No.	Description	Reqd. No. C70K1	Remarks
1	32982-011-000	GROMMET, tail light cord.....	1	
2	33701-092-671	UNIT, tail light	1	
3	33702-092-671	LENS, tail light	1	
4	33703-092-671	BASE COMP., tail light	1	
5	33708-341-671	CORD COMP., tail light	1	
6	33709-092-671	PACKING, tail lens	1	
7	33711-028-671	SUB-CORD, tail light	1	
8	33712-098-931	CORD, tail & stop light earth	1	
9	33713-028-670	SUB-CORD, stop light.....	1	
10	33719-077-671	PACKING B, tail light base	2	
11	33746-092-671	LENS COMP., reflex reflector	1	
12	33747-092-671	BASE, reflex reflector	1	
13	33749-092-670	STAY, back reflector	1	
14	34906-041-671	BULB, tail & stop light (6V 21/3W)	1	
15	84701-092-671	BRACKET, license plate	1	
16	84706-286-000	COLLAR, number bracket	2	
17	90581-701-000	WASHER, plain, 18 mm	2	
18	92000-05012-0A	BOLT, hex., 5×12.....	2	
19	92000-05020-0A	BOLT, hex., 5×20	2	
20	92000-06010	BOLT, hex., 6×10	1	
21	92000-06012	BOLT, hex., 6×12	3	
22	93500-04055-0B	SCREW, pan, 4×55	3	
23	94001-06000	NUT, hex., 6 mm	3	
24	94101-06000	WASHER, plain, 6 mm.....	4	
25	94111-05000	WASHER, spring, 5 mm	2	
26	94111-06000	WASHER, spring, 6 mm	3	

F-18 Wire Harness • Battery



B092-18

F-18 Wire Harness • Battery

Ref. No.	Part No.	Description	Reqd. No. C70K1	Remarks
1	30500-086-693	COIL ASSY., D.C. ignition (HONDA LOCK)...	1	
	30500-086-695	COIL ASSY., D.C. ignition (TOYO DENSO) ...	1	
2	31500-087-761	BATTERY ASSY..... (6V 11AH YUASA DENCHI)	1	
3	31700-086-694	RECTIFIER ASSY., selenium (SHINDENGEN)	1	
4	32100-092-670	HARNESS, wire.....	1	
5	32111-230-000	CASE, fuse connector	1	
6	32112-230-000	CONNECTOR, fuse	2	
7	32161-001-000	BAND, wire harness.....	1	
8	32601-003-000	CABLE, earth	1	
9	35030-092-671	SWITCH-KIT, combination	1	
10	35850-041-010	SWITCH ASSY., starter magnetic	1	
11	38100-041-010	HORN ASSY.....	1	
12	38300-089-671	RELAY COMP., winker	1	
		(To be locally purchased in U.S.A.)		
13	38303-092-670	SUB-CORD, winker relay	1	
14	38306-092-670	SUSPENSION, winker relay	1	
15	50326-003-000	RUBBER, battery stay	1	
16	50373-086-690B	BAND, battery (Black)	1	
17	50374-086-690	HOLDER, fuse connector	1	
18	92000-06012	BOLT, hex., 6×12	3	
19	92300-06012	BOLT, slotted, 6×12.....	1	
20	93500-05012-0A	SCREW, pan, 5×12	2	
21	93500-06012	SCREW, pan, 6×12	2	
22	94001-06000	NUT, hex., 6 mm	1	
23	94101-06000	WASHER, plain, 6 mm.....	1	
24	94111-06000	WASHER, spring, 6 mm	1	
25	94201-30450	PIN, split, 3.0	1	
26	98200-11500	FUSE, A15	1	

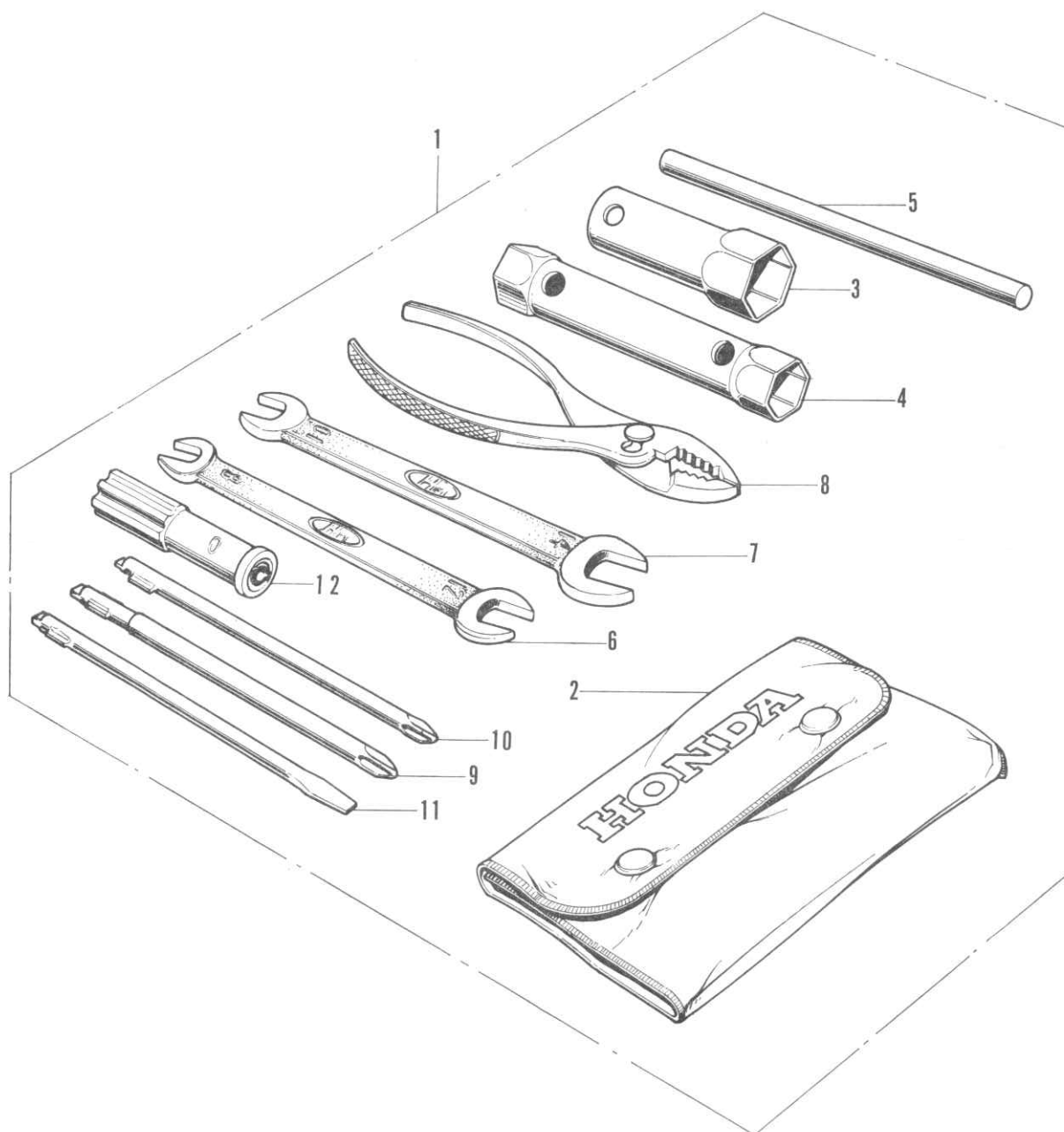
72



F-19 Frame Body

Ref. No.	Part No.	Description	Reqd. No. C70K1	Remarks
1	17253-040-030	TUBE, air cleaner connecting	1	
2	17255-041-000	BAND, air cleaner connecting	1	
3	17256-041-000	BAND B, air cleaner connecting	1	
4	50100-092-672FB	BODY COMP., frame (Strato blue metallic)	1	
	50100-092-672FS	BODY COMP., frame (Poppy yellow metallic)...	1	
	50100-092-672Z	BODY COMP., frame (Base coating)	(1)	
5	50318-041-600	PLUG, useless hall.....	2	
6	50710-110-701	HOLDER ASSY., helmet.....	1	
7	83500-086-000FB	BOX, tool (Strato blue metallic)	1	
	83500-086-000FS	BOX, tool (Poppy yellow metallic)	1	
8	83550-086-000B	LATCH, tool box (Black)	1	
9	83600-086-000FB	BOX, battery (Strato blue metallic)	1	
	83600-086-000FS	BOX, battery (Poppy yellow metallic)	1	
10	83650-035-000B	LATCH, battery box (Black)	1	
11	87121-092-680ES	EMBLEM, right frame body (Blue)	1	
	87121-092-680ET	EMBLEM, right frame body (Red)	1	
12	87122-092-680ES	EMBLEM, left frame body (Blue)	1	
	87122-092-680ET	EMBLEM, left frame body (Red)	1	
13	87506-087-680	MARK, battery caution	1	
14	87511-323-670	LABEL, helmet holder	1	
15	90112-003-000	BOLT A, rear engine support	1	
16	90116-001-010	BOLT, rear engine under	1	
17	92000-06008	BOLT, hex., 6×8	2	
18	93500-04025-0A	SCREW, pan, 4×25	1	
19	94001-06000	NUT, hex., 6 mm	2	
20	94030-08000	NUT, hex., 8 mm	2	
21	94111-06000	WASHER, spring, 6 mm	2	
22	94111-08000	WASHER, spring, 8 mm	1	

F-20 Tool Set



B088-36

F-20 Tool Set

Ref. No.	Part No.	Description	Reqd. No. C70K1	Remarks
1	89010-090-000	TOOL-SET	1	
2	89101-011-000	BAG, tool	1	
3	89214-041-000	WRENCH, box, 23 mm	1	
4	89216-041-010	WRENCH, spark plug	1	
5	89217-028-000	BAR, handle.....	1	
6	99001-08120	SPANNER, 8×12	1	
7	99001-10140	SPANNER, 10×14.....	1	
8	99002-13500	PLIER, 135	1	
9	99003-10000	DRIVER, plus, #2	1	
10	99003-20000	DRIVER, plus, #3	1	
11	99003-30000	DRIVER, minus, #2	1	
12	99003-50000	GRIP	1	

PART NO. INDEX

Part No.	Page	Part No.	Page	Part No.	Page
11000		14541-C86-C10	15	16171-040-CC4	33
11100-086-790	29	14542-C86-CC0	15	16172-040-C14	33
11191-035-C50	29	14550-C86-C10	15	16175-001-CC4	33
11200-086-791	29	14561-C86-C10	15	16175-260-CC4	33
11321-039-CC0	11	14562-C86-CC0	15	16176-001-CC4	33
11330-086-CC0	17	14566-C86-C30	15	16181-001-CC4	33
11341-086-792	9	14610-086-CC0	15	16181-250-CC4	33
11361-086-791	9	14615-035-CC0	15	16185-001-CC4	33
11394-035-C10	17	14670-035-C30	15	16188-001-CC4	33
		14675-035-C60	15	16183-040-CC4	33
		14711-087-CC0	7	16188-041-CC4	33
		14721-C87-CC0	7	16196-040-CC4	33
12000		14730-C28-C13	7	16201-040-CC0	3
		14731-028-CC0	7	16211-040-C10	3
12021-035-811	5	14751-035-600	7	16236-045-C10	5
12023-051-310	5	14761-035-CC0	7		
12101-058-670	5	14771-035-600	7	17000	
12191-035-C20	5	14776-C28-CC0	7		
12200-087-CC0	5	14781-001-C10	7	17211-041-CC05	49
12251-111-730	5			17220-086-CCCWF	49
12301-086-CC0	3	15000		17221-041-C1CB	49
12331-035-CC0	3			17252-041-CC0	49
12341-040-CC0	3	15119-035-C20	29	17253-040-C30	73
12361-035-CC0	3	15300-035-CC0	29	17255-041-CC0	73
12391-035-CC0	3	15311-035-C13	29	17256-041-CC0	73
12394-035-CC0	3	15321-035-CC0	29	17500-C52-670	53
12395-035-CC0	3	15329-035-CC0	29	17503-052-670	53
		15331-035-CC0	29	17504-C52-670	53
13000		15332-035-CC0	29	17512-C86-C10	53
		15382-035-CC0	29	17620-041-CC0	53
13000-087-790	21	15383-035-CC0	29	17631-001-CC0	53
13010-C87-CC3	21	15421-035-C10	29	17681-C86-CC0	53
13020-087-CC3	21	15650-C86-CC0	17	17910-C86-CC0	35
13030-C87-CC3	21				
13040-087-003	21	16000		18000	
13050-C87-CC3	21				
13101-087-CC0	21	16050-C86-CC4	31	18233-041-CC0	55
13102-087-CC0	21	16100-C52-CC0	31	18240-040-C10	55
13103-087-000	21	16111-001-CC4	31	18272-220-CC0	55
13104-087-CC0	21	16111-C52-CC4	31	18291-001-C10	55
13105-087-CC0	21	16112-040-C24	31	18300-052-670	55
13111-C87-CC0	21	16113-001-CC4	31	18315-041-CC0CFB	55
13115-001-CC0	21	16114-001-CC4	31	18315-041-CC00FS	55
13201-036-CC0	21	16115-001-CC4	31	18315-041-CC0CZ	55
13211-035-CC0	21	16116-001-CC4	31		
13310-087-CC0	21	16117-001-CC4	31	22000	
13321-087-790	21	16118-040-CC4	31		
13381-035-C10	21	16118-086-CC4	31	22101-040-C30	19
		16119-040-CC4	31	22111-040-CC0	19
14000		16122-001-CC4	31	22119-040-CC0	19
		16122-C86-CC4	31	22120-040-C30	19
14101-041-C20	7	16125-040-CC4	31	22131-C35-C20	19
14311-035-CC0	21	16137-C86-CC4	31	22201-052-CC0	19
14321-035-C10	15	16139-040-CC4	31	22310-041-C10	19
14401-035-CC0	15	16151-001-CC4	31	22321-041-CC0	19
14401-035-CC5	15	16156-041-CC4	31	22331-C86-CC0	19
14431-035-CC0	7	16157-041-CC4	31	22351-C86-C10	19
14451-035-CC0	7	16157-259-CC4	31	22401-052-C10	19
14500-035-C10	15	16162-304-CC4	31	22411-052-CC0	19
14502-C86-CC0	15	16164-052-CC4	31	22421-040-CC0	19
14531-035-CC0	15	16164-259-CC4	31		

PART NO. INDEX

Part No.	Page	Part No.	Page	Part No.	Page
22811-04C-C2C	17	28223-035-035	27	33117-C92-671	39
22820-918-00C	17	28251-035-065	27	33120-092-671	39
22825-046-000	17	28262-035-02C	27	33125-C87-761	39
22830-041-00C	17	28281-035-01C	27	33128-292-67C	39
22846-04C-C10	17	28300-04C-000	27	33400-092-671	67
22860-041-00C	17	28301-04C-000	27	33401-292-003	67
22901-001-00C	19	28302-001-000	27	33402-268-671	67
22911-035-C1C	19	28303-001-00C	27	33411-092-671	67
		28322-001-00C	27	33415-092-671	67
		28324-001-00C	27	33418-C87-761	67
23000				33419-C87-761	67
		30000		33443-C87-761	67
23110-C86-C2C	19			33443-268-671	67
23112-086-C20	19			33450-092-671	67
23120-086-C20	19	30200-C39-005	9	33600-056-671	67
23211-041-C2C	25	30202-003-C15	9	33610-056-671	67
23221-041-C4C	25	30205-003-005	9	33617-041-67C	67
23421-086-00C	25	30220-C39-025	11	33650-056-671	67
23431-04C-060	25	30251-003-005	9	33660-056-671	67
23441-092-67C	25	30371-092-67C	9	33667-041-67C	67
23471-041-C4C	25	30391-03C-000	9	33701-092-671	69
23481-C86-000	25	30500-C86-693	71	33702-092-671	69
23800-04C-010	25	30500-C86-695	71	33703-092-671	69
23802-04C-00C	25	30700-259-81C	3	33708-341-671	69
23911-041-C10	25			33709-092-671	69
		31000		33711-028-671	69
24000				33712-098-931	69
				33713-028-67C	69
24211-087-00C	23	31100-C39-C45	11	33719-077-671	69
24221-041-00C	23	31101-039-C35	11	33741-34C-67C	43
24261-028-C10	23	31102-039-C15	11	33742-092-67C	43
24263-C28-00C	23	31104-003-00C	11	33746-092-671	69
24301-045-67C	23	31105-003-00C	11	33747-092-671	69
24411-041-C2C	23	31200-003-006	13	33749-092-67C	69
24421-041-00C	23	31201-003-006	13		
24430-041-00C	23	31202-003-006	13	34000	
24435-04C-00C	23	31203-003-006	13	24905-056-671	67
24610-092-67C	23	31204-003-006	13	24906-041-671	69
24630-086-00C	23	31500-087-761	71	24908-23C-00C	39
24641-041-00C	23	31700-C86-694	71		
24651-041-00C	23			35000	
24652-035-00C	23	32000			
24701-092-67C	23			35030-092-671	71
		32100-092-67C	71	35250-092-671	37
25000		32111-23C-00C	71	35300-C92-672	37
		32112-23C-00C	71	35340-C86-003	37
25551-918-00C	17	32161-001-00C	71	35350-C87-79C	65
25555-065-00C	17	32401-003-00C	13	35357-041-00C	65
		32601-003-000	71	35750-001-C2C	23
		32900-C81-00C	5	35753-035-C1C	23
28000		32956-039-00C	11	35755-001-C2C	23
			69	35850-041-C1C	71
28101-035-00C	11	32982-011-00C	67		
28110-C39-000	11		69	37000	
28117-035-00C	11				
28120-035-C1C	11	33000		37200-092-671	39
28125-003-00C	11			37244-C86-00C	39
28126-003-00C	11	33100-092-671	39	37551-001-00C	23
28128-035-00C	11	33101-C87-761	39		
28129-003-00C	11	33102-C87-761	39		
28211-04C-C35	27	33107-03C-003	39		

PART NO. INDEX

Part No.	Page	Part No.	Page	Part No.	Page
38CCC		44620-051-000	47	51CCC	
38100-041-C1C	71	44711-041-000	47	51100-092-670FB	43
38303-052-670	71	44712-001-000	47	51100-092-670FS	43
38306-052-670	71	44713-001-000	47	51100-092-670Z	43
			57	51102-041-C20FB	35
		44800-001-000	47	51102-041-C20FS	35
40CCC		44830-041-000	39	51102-041-C20Z	35
40510-040-000FB	63	44831-041-000	39	51310-041-000	45
40510-040-000FS	63			51311-041-000	45
40510-040-000Z	63	45CCC		51312-041-000	45
40520-040-000FB	63			51320-041-000	45
40520-040-000FS	63	45100-041-C1C	47	51331-041-000	45
40520-040-000Z	63	45120-001-C1C	47	51332-001-000	45
40530-052-003	57		57	51333-001-000	45
40531-058-003	57	45131-041-000	47	51334-041-000	45
40543-035-000	57	45133-028-000	47	51335-001-000	45
40544-035-000	57		47	51336-001-000	45
40545-001-000B	63	45410-051-000	47	51351-041-C1C	45
40551-041-000	63	45411-086-000	47	51400-086-003	45
		45436-001-000	47	51400-086-005	45
		45437-001-000	47	51480-086-000	45
41CCC		45450-086-000	35	51489-086-000	45
41201-052-000	57	45461-001-000	47		
41241-086-000	57	45462-028-000	47	52CCC	
			65	52100-040-682FB	63
42CCC				52100-040-682FS	63
42301-041-C3C	57	46CCC		52100-040-682Z	63
42303-041-000	57	46500-086-000	65	52161-001-C10B	63
42304-040-000	57	46514-041-000	65	52181-001-300	63
42313-041-000	57			52400-092-000FB	61
42601-102-670	57			52401-040-000	61
42610-041-000	57	50CCC		52405-011-000	61
42620-001-C1C	57			52410-033-000	61
42630-001-C2C	57	50100-092-672FB	73	52423-035-000	61
42653-001-000	57	50100-092-672FS	73	52450-035-305	61
42701-001-C50	47	50100-092-672Z	73	52460-092-000FB	61
	57	50301-041-305	43	52460-092-000FS	61
42711-041-000	57	50317-254-000	35	52475-051-000	61
42721-001-C3C	57	50318-041-600	73	52481-051-000	61
		50326-003-000	71	52485-001-C2C	61
		50373-086-690B	71	52486-035-000	61
43CCC		50374-086-690	71	52489-028-000	61
43100-028-C2C	57	50500-041-670B	65	52490-040-000	61
43141-028-C1C	57	50512-041-000	65		
43410-041-C2C	57	50522-041-000	65	53CCC	
43431-001-C2C	63	50523-041-000	65	53100-092-670FB	35
43434-250-000	63	50530-086-000B	65	53100-092-670FS	35
43450-041-000	65	50542-046-750	65	53100-092-670Z	35
43472-001-000	65	50543-283-000	53	53120-092-670FB	35
		50610-087-790B	65	53120-092-670FS	35
		50710-110-701	73	53141-034-000	35
44CCC		50751-092-670FB	53	53161-033-000	35
44301-041-680	47	50751-092-670FS	53	53162-001-C2C	35
44311-041-000	47	50751-092-670Z	53	53175-086-003	37
44601-111-770	47			53214-001-C1C	43
44618-001-C2C	47			53215-001-000	43
				53216-030-305	43
				53217-030-305	43

PART NO. INDEX

Part No.	Page	Part No.	Page	Part No.	Page
53220-C41-C1C	43	87000		90417-041-CCC	23
53231-C86-CCCFB	35			90431-086-C00	19
53231-C86-CCCFB	35	87102-C86-CCCES	49	90432-C86-CCC	19
53231-C86-C00Z	35	87102-086-CCCE1	49	90441-035-C0C	15
53232-C86-CCC	35	87121-C92-68CES	73	90442-035-C0C	3
53233-086-00C	35	87121-092-68CE1	73	90443-035-C0C	3
53234-C86-CCC	35	87122-092-68CES	73	90451-001-C0C	25
53235-C86-C00	35	87122-092-68CE1	73	90451-035-C0C	25
53236-C86-CCC	35	87125-041-68C	63	90451-040-C0C	27
53600-001-C2C	43	87130-092-67C	41	90461-035-CCC	25
		87504-028-67C	63	90481-035-000	15
61000		87505-C92-67C	63	90482-035-C25	27
61100-086-CCCFB	43	87506-C87-680	73	90483-040-C0C	19
61100-086-CCCFB	43	87511-323-67C	73	90485-040-C0C	17
61117-041-C1C	43	87560-323-67CA	35	90513-086-C0C	35
61142-001-C0C	43	87560-323-67CB	35	90520-041-C1C	39
61150-C86-CCCFB	41			90522-001-C0C	59
61150-086-CCCFB	41	88000		90525-001-C0C	47
					59
64000		88110-C86-CCC	37	90552-001-C0C	35
		88120-086-81C	37	90555-001-C0C	61
64301-C86-691WF	49			90581-701-C0C	69
64310-086-CCCFB	41	89000		90601-001-C0C	19
64310-086-CCCFB	41				25
64310-C86-CCCZ	41	89010-C90-C0C	75		27
64320-C86-30C	41	89101-011-C0C	75	90605-200-C0C	27
64321-C86-30C	41	89214-041-C00	75	90704-035-C0C	29
64347-001-C0C	49	89216-041-C1C	75	90741-003-C0C	21
64348-C86-C0C	49	89217-C28-C0C	75	90752-035-C0C	47
64365-040-CCCFB	49			90753-C29-C1C	59
64370-C86-C00	49	90000		90801-035-C0C	23
77000		90012-200-C0C	7	91101-001-C3C	21
77151-041-C0C	51	90023-041-C0C	23	91101-039-C0C	11
77152-041-C0C	51	90031-035-C1C	29		19
77200-C92-67CA	51	90032-035-C0C	29	91201-003-C0C	11
77204-286-C2C	51	90033-041-C00	5	91202-003-C0C	11
77300-001-C2CB	51	90081-C86-C00	15	91202-216-C0C	17
		90082-035-C0C	5	91203-001-C0C	23
		90083-035-C1C	15	91203-035-C0C	25
		90084-086-790	17	91251-001-C2C	47
81000		90101-001-C1C	51	91301-C35-C0C	11
81200-C92-671	51	90103-223-C0C	65	91301-216-C0C	15
		90112-003-C0C	73	91302-001-C2C	3
83000		90113-001-C40	49	91303-001-C0C	17
83500-C86-CCCFB	73	90114-001-C0C	37	91303-035-C0C	5
83500-C86-CCCFB	73	90116-001-C10	73	91306-C28-C00	5
83550-C86-C00B	73	90121-092-67C	63	91306-C35-C0C	5
83600-C86-CCCFB	73	90125-041-C0C	45	91307-C35-C0C	17
83600-C86-CCCFB	73	90127-001-C1C	63	91317-703-C0C	11
83600-C86-CCCFB	73	90128-001-C3C	59		
83650-C35-CCC8	73	90149-041-C1C	45	99000	
		90206-001-C0C	7		
		90231-087-C0C	19	99114-040-C681	33
		90304-030-C0C	35	99114-040-C701	33
		90307-001-C0C	59	99114-040-C721	33
84000		90310-041-C00	67	99114-040-C751	33
84701-092-671	69	90349-001-C0C	43	99114-040-C781	33
84706-286-C0C	69	90351-268-C0C	55	99124-041-C351	33
		90407-259-C0C	29	99124-C41-C381	33
				99124-C41-C401	33